

Ten Years' Highlights (Standalone)


(₹ Crores)

	2016-17	2017-18	2018-19	2019-20	2020-21	2021-22	2022-23	2023-24	2024-25	2025-26
Total Income	3178.87	3258.75	3687.74	4432.12	5201.40	5491.22	5925.81	6277.75	6749.21	7431.39
Domestic Income	1617.13	1694.54	1956.90	2288.37	2484.21	2983.09	3282.39	3570.05	3940.25	4301.96
Export Income	1561.74	1564.21	1730.84	2143.75	2717.19	2508.13	2643.42	2707.70	2808.96	3129.43
Earning before Interest, Depreciation & Tax #	435.20	478.82	765.26	993.41	1534.47	1259.52	1054.04	1300.83	1584.62	1942.00
Profit before Tax	258.20	282.80	557.39	784.97	1379.96	1074.11	750.49	822.16	999.77	1532.13
Net Profit after Tax	188.29	233.11	454.91	652.46	1140.77	860.37	505.70	530.41	650.76	1132.52
Share Capital	25.24	25.24	25.27	25.27	25.37	25.37	25.37	25.37	25.37	25.37
Reserves & Surplus	2449.88	2669.71	3111.39	3640.33	4727.35	5450.39	5851.93	6323.34	6866.25	7953.98
Net Worth	2475.12	2694.95	3136.66	3665.60	4752.72	5475.76	5877.30	6348.71	6891.62	7979.35
Dividend (%)	50%	50%	150%	250%	400%	400%	400%	400%	400%	600%
Earnings per share (₹)	14.92	18.47	36.01	51.64	90.08	@33.91	@19.93	@20.91	@25.65	@44.64
Book Value per share (₹)	196.12	213.55	248.25	290.11	374.67	@215.84	@231.66	@250.24	@271.64	@314.51

Before Foreign Exchange Gain /Loss

@ Post sub-division of each equity Share of ₹ 2/- into 2 equity Shares of ₹ 1 /- each in FY 2021-22

Contents	Page No.
Management	2
Contacts	3
Notice	4
Directors' Report	17
Report on Corporate Governance	30
Business Responsibility & Sustainability Report [BRSR]	58
Independent Assurance Statement on BRSR	89
Secretarial Audit Report	93
Independent Auditors' Report	96
Standalone Accounts	108
Auditors' Report on Consolidated Accounts	177
Consolidated Accounts	186
Details of Subsidiaries	266



Board of Directors	
Premchand Godha (DIN 00012691)	Executive Chairman
Ajit Kumar Jain (DIN 00012657)	Managing Director/CFO
Pranay Godha (DIN 00016525)	Managing Director/CEO
Prashant Godha (DIN 00012759)	Executive Director
Kamal Kishore Seth (DIN 00194986)	Independent Director
Dr. Narendra Mairpady (DIN 00536905)	Independent Director
Dr. (Ms.) Swati Patankar (DIN 06594600)	Independent Director
Vivek Shiralkar (DIN 00340316)	Independent Director
Corporate Management team	
Premchand Godha	Executive Chairman
Ajit Kumar Jain	Managing Director/CFO
Pranay Godha	Managing Director/CEO
Prashant Godha	Executive Director
Dr. Ashok Kumar	President - R&D (Chemicals)
Dr. Anil Pareek	President - Medical Affairs & Clinical Research
Sunil Ghai	President - Marketing
Harish P. Kamath	Corporate Counsel & Company Secretary
Pabitra Kumar Bhattacharya	President - Operations (API)
Dr. Sanjay Kapadia	President - Corporate Quality Assurance
Kavita Sehwanji	President - Generics
Shashil Mendonsa	President - International Marketing
Shailesh Laul	President - Operations (Formulations)
Hitesh Maheshwari	President - R&D (Formulations)
Saidutta Nanda	President - HR
Dr. Nagaji Vekariya	President - API (R&D)
Company Secretary	
Harish P. Kamath (ACS 6792)	
Auditors	
N V C & Associates LLP, Chartered Accountants (Firm Registration No. 106971W /W101085)	
Cost Auditors	
ABK & Associates, Cost Accountants (Firm Regn. No. 000036)	
Secretarial Auditors	
Parikh & Associates, Company Secretaries	

Registered Office

48, Kandivli Industrial Estate
Kandivli (West)
Mumbai 400 067
India
T: +91 22 6647 4444
F: +91 22 6210 5005

Research & Development Centre

48, 123 AB, 125 & 126 (Amalgamated)
Kandivli Industrial Estate
Kandivli (West)
Mumbai 400 067
India
T: +91 22 6210 5000
F: +91 22 6210 5439

Registrars & Share Transfer Agents

MUFG Intime India Pvt. Ltd.
C-101, 247 Park
L.B.S. Marg, Vikhroli (West)
Mumbai 400 083
T: +91 8108116767

Bankers

Axis Bank Ltd.
Citibank N.A.
DBS Bank India Ltd.
HDFC Bank Ltd.
HSBC
ICICI Bank Ltd.
J. P. Morgan Chase Bank
Kotak Mahindra Bank Ltd.
United Overseas Bank
Yes Bank Ltd.

Works**Madhya Pradesh**

P.O. Sejavta 457 001, Ratlam
T: +91 7412 278000 | F: +91 7412 279083
89 A-B / 90 / 91, Industrial Estate, Pologround
Indore 452 003
T: +91 731 2421172 | F: +91 731 2422082
1, Pharma Zone
SEZ Indore, Pithampur 454 775
T: +91 7292 667777 | F: +91 7292 667020
470, 471 & 481 Sector III, Industrial Area,
Pithampur 454 775
T: +91 07292 256167
Plots 16-22
Industrial Area No. 1, AB Road
Dewas- 455 001
Tel.:+91 97555 36843

Gujarat

Plot No. 69 to 72-B, Sector II, KASEZ
Gandhidham 370 230
T: +91 2836 252385 | F: +91 2836 252313
23-24, GIDC Industrial Estate
Nandesari 391 340
T: +91 265 2840795 | F: +91 265 2840868
Village Ranu (Taluka Padra) 391 445
T: +91 2662 227300

Union Territory of Dadra & Nagar Haveli and Daman & Diu

Plot No. 255/1, Village Athal
Silvassa 396 230
T: +91 260 2640301 | F: +91 260 2640303
Plot No. 65, 99 & 126, Danudyog Indl. Estate
Silvassa 396 230
T: +91 260 2640850 | F: +91 260 2640646

Maharashtra

H-4, G4 to G7, MIDC, Waluj Indl. Area (Unit I and II)
Aurangabad 431 136
T: +91 240 6611501 | F: +91 240 2564113
C 89 to C 95, MIDC Industrial Area
Mahad 402 309
T: +91 2145 232058 | F: +91 2145 232055
E41 & 129 & 128/2
Tarapur Industrial Area
Palghar 401 506
T: +91 02525 661046
Hingni (District Wardha) - 442104
T: +91 92268 10335

Uttarakhand

C-6, Sara Indl. Estate, Chakrata Road
Rampur, Dehradun 248 197
T: +91 135 2699195 | F: +91 135 2699171

Sikkim

393 / 394, Melli-Jorethang Road (Unit I and II)
Gom Block, Bharikhola, South District 737 121
T: +91 7029955599 F: +9103595257722

NOTICE

NOTICE is hereby given that the 76th ANNUAL GENERAL MEETING (AGM) of Ipca Laboratories Limited (CIN L24239MH1949PLC007837) will be held on Thursday, 13th August, 2026 at 3.30 p.m. through Video Conferencing / Other Audio Visual Means (VC/OAVM) to transact the following business:

ORDINARY BUSINESS:

1. To receive, consider and adopt:
 - a) the Audited Financial Statements of the Company for the financial year ended on 31st March, 2026 together with the Reports of the Board of Directors and Auditors thereon; and
 - b) the Audited Consolidated Financial Statements of the Company for the financial year ended on 31st March, 2026 together with the Report of the Auditors thereon.
2. To declare dividend on equity shares.
3. To appoint a Director in place of Mr. Ajit Kumar Jain (DIN 00012657) who retires by rotation and being eligible, offers himself for re-appointment.
4. To appoint a Director in place of Mr. Pranay Godha (DIN 00016525) who retires by rotation and being eligible, offers himself for re-appointment.

SPECIAL BUSINESS:

5. To consider and, if thought fit, to pass, the following resolution as an Ordinary Resolution:

“RESOLVED that pursuant to the provisions of Sections 196, 197, 203, Schedule V and other applicable provisions, if any, of the Companies Act, 2013 and the rules made thereunder and SEBI (LODR) Regulations, 2015 (including any statutory modification(s) or re-enactment thereof for the time being in force), the Company hereby accords its approval to the re-appointment of and remuneration payable to Mr. Prashant Godha (DIN 00012759) as the Executive Director of the Company for a further period of 5 years commencing 16th August, 2026 on the terms and conditions including remuneration as approved by the Nomination and Remuneration Committee of the Board and as set out in the agreement dated 29th May, 2026 entered into between the Company and Mr. Prashant Godha, a copy whereof initialled by the Chairman for the purpose of identification is placed before the meeting, which agreement is hereby specifically approved.

RESOLVED FURTHER THAT the Board be and is hereby authorised to do all such acts, matters, deeds and things and to take such steps as expedient or desirable to give effect to this Resolution.”

6. To consider and, if thought fit, to pass, the following resolution as an Ordinary Resolution:

“RESOLVED THAT pursuant to the provisions of Section 148 (3) and such other applicable provisions, if any, of the Companies Act, 2013 read with rules made thereunder, M/s. ABK & Associates, Cost Accountants (Firm Registration No. 000036) who have been appointed as the Cost Auditors of the Company by the Board of Directors on the recommendation of the Audit Committee, to conduct the audit of the cost records maintained by the Company for the financial year 2026-27 be paid remuneration of Rs. 10,00,000/- (Rupees Ten Lacs Only) plus service tax and reimbursement of traveling and other out of pocket expenses.”

IMPORTANT NOTES:

1. Pursuant to General Circulars issued by the Ministry of Corporate Affairs (MCA) and Securities and Exchange Board of India (SEBI) from time to time and in compliance with the provisions of the Act and the SEBI (Listing Obligations and Disclosure Requirements) Regulations, 2015 (“Listing Regulations”), the 76th AGM of the Company is being conducted through VC/OAVM Facility, which does not require physical presence of members at a common venue. The deemed venue for the 76th AGM shall be the office of the Company situated at Plot No. 125, Kandivli Industrial Estate, Kandivli (West), Mumbai – 400 067.
2. Pursuant to the provisions of the act, a member entitled to attend and vote at the AGM is entitled to appoint a proxy to attend and vote on his/her behalf and the proxy need not be a member of the company. However, since this AGM is being held pursuant to the MCA circulars through VC/OAVM, physical attendance of members has been dispensed with. Accordingly, the facility for appointment of proxies by the members will not be available for this AGM and hence the proxy form, attendance slip and route map of AGM are not annexed to this Notice.
3. The Explanatory Statement pursuant to Section 102 of the Companies Act, 2013 (“the Act”) setting out material facts concerning the business under Item Nos. 5 and 6 of the accompanying Notice, is annexed hereto. The Board of Directors of the Company at its meeting held on 29th May, 2026 considered that the special business under Item Nos. 5 and 6 being unavoidable, be transacted at the 76th AGM of the Company.

4. Additional information pursuant to Regulation 36 of the Securities and Exchange Board of India (Listing Obligations and Disclosure Requirements) Regulations, 2015 ('SEBI Listing Regulations') and Secretarial Standard on General Meetings ('SS-2') issued by The Institute of Company Secretaries of India in respect of Directors retiring by rotation and seeking re-appointment at this AGM is furnished as Annexure to this Notice.
5. General instructions for accessing and participating in the 76th AGM through VC/OAVM Facility and voting through electronic means including remote e-Voting :
 - a. In terms of the circulars issued by MCA and SEBI, since the physical attendance of Members has been dispensed with, there is no requirement of appointment of proxies. Accordingly, the facility of appointment of proxies by Members under Section 105 of the Act will not be available for the 76th AGM. However, in pursuance of Section 112 and Section 113 of the Act, representatives of the Members may be appointed for the purpose of voting through remote e-Voting and for participation in the 76th AGM through VC/OAVM Facility and e-Voting.
 - b. The Members can join the AGM in the VC/OAVM mode between 30 minutes before and 15 minutes after the scheduled time of the commencement of the Meeting by following the procedure mentioned in the Notice. The facility of participation at the AGM through VC/OAVM will be made available for 1000 members on first come first served basis. This will not include large shareholders (shareholders holding 2% or more shareholding), Promoters, Institutional Investors, Directors, Key Managerial Personnel, the Chairpersons of the Audit Committee, Nomination and Remuneration Committee and Stakeholders Relationship Committee, Auditors, etc. who are allowed to attend the AGM without restriction of first come first served basis.
 - c. Pursuant to the provisions of Section 108 of the Companies Act, 2013 read with Rule 20 of the Companies (Management and Administration) Rules, 2014 (as amended) and Regulation 44 of SEBI (Listing Obligations & Disclosure Requirements) Regulations 2015 (as amended) and the Circulars issued by the Ministry of Corporate Affairs from time to time, the Company is providing facility of remote e-Voting to its Members in respect of the business to be transacted at the AGM. For this purpose, the Company has entered into an agreement with National Securities Depository Limited (NSDL) for facilitating voting through electronic means, as the authorized agency. The facility of casting votes by a Member using remote e-Voting system as well as voting on the date of the AGM will be provided by NSDL.
 - d. In accordance with the aforesaid MCA Circulars and the applicable SEBI Circulars, notice of the 76th AGM and the Annual Report for the financial year 2025-26 including therein, inter-alia, the Audited Standalone and Consolidated Financial Statements for the financial year ended 31st March, 2026 are being sent ONLY through electronic mode to those Members whose e-mail addresses are registered with the Company/Depositories, unless any Member has requested for a physical copy of the same.

Therefore, those Members, whose email address is not registered with the Company or with their respective Depository Participant/s and who wish to receive the Notice of the 76th AGM and the Annual Report for the year 2025-26 and all other communication sent by the Company, from time to time, can get their email address registered by following the steps as given below:-

- (a) For Members holding shares in physical form, please send scan copy of a signed request letter mentioning your folio number, name, complete address, email address to be registered along with scanned self attested copy of the PAN and any document (such as Driving Licence, Passport, Bank Statement, AADHAR) supporting the registered address of the Member, by email to the Company's email address investors@ipca.com.
- (b) For the Members holding shares in demat form, please update your email address through your respective Depository Participant/s.
- e. In line with the circulars issued by MCA and SEBI, the Notice of the 76th AGM will be available on the website of the Company at www.ipca.com and on the websites of BSE Limited at www.bseindia.com and The National Stock Exchange of India Limited (NSE) at www.nseindia.com and also on the website of NSDL at www.evoting.nsdl.com.
- f. Attendance of the Members participating in the 76th AGM through VC/OAVM Facility shall be counted for the purpose of reckoning the quorum under Section 103 of the Act.
- g. The Register of Directors and Key Managerial Personnel and their shareholding, maintained under Section 170 of the Act, and the Register of Contracts or Arrangements in which the directors are deemed to be interested, maintained under Section 189 of the Act, will be available for inspection by the members during the AGM. All documents referred to in the Notice will also be available for inspection without any fee by the Members from the date of circulation of this Notice up to the date of AGM. Members seeking to inspect such documents can send an email to investors@ipca.com.

- h. Members of the Company under the category of Institutional Investors are encouraged to attend and vote at the AGM through VC. Corporate members intending to authorize their representatives to participate and vote at the meeting are requested to send a certified copy of the Board resolution / authorization letter to the Company or upload the same on the VC portal / e-voting portal.
 - i. AGM has been convened through VC/OAVM in compliance with applicable provisions of the Companies Act, 2013 read with circulars issued by MCA and SEBI from time to time.
6. The Company has fixed Friday, 7th August, 2026 as the Record Date for ascertaining the names of the shareholders to whom the dividend which if declared at the AGM will be paid.
7. The dividend if declared at the AGM will be paid to those members,
 - a. whose names appear as beneficial owners on Friday, 7th August, 2026 in the list of beneficial owners to be furnished by National Securities Depository Limited (NSDL) and Central Depository Services (India) Limited (CDSL) in respect of the shares held in electronic form; and
 - b. whose names appear as Members in the Register of Members of the Company on Friday, 7th August, 2026.
8. Pursuant to the Finance Act, 2020, dividend income is taxable in the hands of the shareholders and the Company is required to deduct TDS from dividend paid to the Members at the prescribed rates as per the Income Tax Act, 1961 ('the IT Act'). In general, to enable compliance with TDS requirements, Members are requested to complete and/or update their Residential Status, Permanent Account Number (PAN), Category as per the IT Act with their DPs or in case shares are held in physical form, with the Company/RTA by sending documents along with Form ISR-1 through e-mail at rnt.helpdesk@in.mpms.mufg.com.
9. SEBI has, vide its Circular No. SEBI/HO/MIRSD/MIRSD_RTAMB/P/ CIR/2021/655 dated November 3, 2021 and subsequent Circulars issued in this regard, the latest being SEBI/HO/MIRSD/POD-1/P/ CIR/2023/181 dated November 17, 2023, mandated that with effect from April 1, 2024, dividend shall be paid only through electronic mode to Members holding shares in physical form if the folio is KYC compliant. A folio will be considered as KYC compliant on registration of all details viz. full address with pin code, mobile no., email id, bank details, valid PAN linked to Aadhaar of all holders, nomination, etc.
10. The Company has sent individual letters to all the Members holding shares of the Company in physical form for furnishing their PAN, KYC and Nomination details. Members holding shares of the Company in physical form are requested to go through the requirements on the website of the Company at www.ipca.com to furnish the abovementioned details. Further, relevant FAQs published by SEBI on its website can be accessed at: https://www.sebi.gov.in/sebi_data/faqfiles/jan-2024/1704433843359.pdf.
11. In accordance with Regulation 40 of the SEBI Listing Regulations, as amended, the Company has stopped accepting any fresh transfer requests for securities held in physical form. Members holding shares of the Company in physical form are requested to kindly get their shares converted into demat/electronic form to get inherent benefits of dematerialisation. Further, Members may please note that SEBI has mandated listed companies to issue securities in demat form only while processing any service requests viz. issue of duplicate securities certificate; claim from Unclaimed Suspense Account; renewal/exchange of securities certificate; endorsement; sub-division/splitting of securities certificate; consolidation of securities certificates/folios; transmission and transposition. Accordingly, Members are requested to make service requests by submitting a duly filled and signed Form ISR-4 / ISR-5, the format of which is available at www.ipca.com. It may be noted that any service request or complaint can be processed only after the folio is KYC compliant.
12. SEBI has established a common Online Dispute Resolution Portal ('ODR Portal') for resolution of disputes arising in the Indian Securities Market. Pursuant to this, post exhausting the option to resolve their grievance with the RTA / Company directly and through existing SCORES platform, the investors can initiate dispute resolution through the ODR Portal (<https://smartodr.in/login>) and the same can also be accessed through the Company's Website at www.ipca.com.
13. The Instructions for Members for Remote e-Voting and joining General Meeting are as under:-
 - a. The remote e-voting period begins on Monday, 10th August, 2026 at 9.00 a.m. and ends on Wednesday, 12th August, 2026 at 5.00 p.m. The remote e-voting module shall be disabled by NSDL for voting thereafter. The Members, whose names appear in the Register of Members / Beneficial Owners as on the record date (cut-off date) i.e. Friday, 7th August, 2026, may cast their vote electronically. The voting right of shareholders shall be in proportion to their share in the paid-up equity share capital of the Company as on the cut-off date, being Friday, 7th August, 2026.

- b. Any person who is not a Member as on the cut off date should treat this notice for information purpose only. Once the vote on a resolution is cast by the member, the member shall not be allowed to change it subsequently.
- c. How do I vote electronically using NSDL e-Voting system?





The way to vote electronically on NSDL e-Voting system consists of “Two Steps” which are mentioned below:

Step 1: Access to NSDL e-Voting system

A) Login method for e-Voting for Individual shareholders holding securities in demat mode

In terms of SEBI circular on e-Voting facility provided by Listed Companies, Individual shareholders holding securities in demat mode are allowed to vote through their demat account maintained with Depositories and Depository Participants. Shareholders are advised to update their mobile number and email Id in their demat accounts in order to access e-Voting facility.

Login method for Individual shareholders holding securities in demat mode is given below:

Type of shareholders	Login Method
Individual Shareholders holding securities in demat mode with NSDL.	<ol style="list-style-type: none"> 1. Existing IDeAS user can visit the e-Services website of NSDL Viz. https://eservices.nsd.com either on a Personal Computer or on a mobile. On the e-Services home page click on the “Beneficial Owner” icon under “Login” which is available under ‘IDeAS’ section, this will prompt you to enter your existing User ID and Password. After successful authentication, you will be able to see e-Voting services under Value added services. Click on “Access to e-Voting” under e-Voting services and you will be able to see e-Voting page. Click on company name or e-Voting service provider i.e. NSDL and you will be re-directed to e-Voting website of NSDL for casting your vote during the remote e-Voting period. 2. If you are not registered for IDeAS e-Services, option to register is available at https://eservices.nsd.com. Select “Register Online for IDeAS Portal” or click at https://eservices.nsd.com/SecureWeb/IdeasDirectReg.jsp 3. Visit the e-Voting website of NSDL. Open web browser by typing the following URL: https://www.evoting.nsd.com/ either on a Personal Computer or on a mobile. Once the home page of e-Voting system is launched, click on the icon “Login” which is available under ‘Shareholder/Member’ section. A new screen will open. You will have to enter your User ID (i.e. your sixteen digit demat account number held with NSDL), Password/OTP and a Verification Code as shown on the screen. After successful authentication, you will be redirected to NSDL Depository site wherein you can see e-Voting page. Click on company name or e-Voting service provider i.e. NSDL and you will be redirected to e-Voting website of NSDL for casting your vote during the remote e-Voting period. 4. Shareholders/Members can also download NSDL Mobile App “NSDL Speede” facility by scanning the QR code mentioned below for seamless voting experience. <p style="text-align: center;">NSDL Mobile App is available on</p> <div style="display: flex; justify-content: center; align-items: center; gap: 20px;"> <div style="text-align: center;">  <p>App Store</p> </div> <div style="text-align: center;">  <p>Google Play</p> </div> </div> <div style="display: flex; justify-content: center; align-items: center; gap: 20px; margin-top: 10px;">   </div>

<p>Individual Shareholders holding securities in demat mode with CDSL</p>	<ol style="list-style-type: none"> Users who have opted for CDSL Easi / Easiest facility, can login through their existing user id and password. Option will be made available to reach e-Voting page without any further authentication. The users to login Easi / Easiest are requested to visit CDSL website www.cdslindia.com and click on login icon & New System Myeasi Tab and then use your existing my easi username & password. After successful login the Easi / Easiest user will be able to see the e-Voting option for eligible companies where the evoting is in progress as per the information provided by company. On clicking the evoting option, the user will be able to see e-Voting page of the e-Voting service provider for casting vote during the remote e-Voting period. Additionally, there is also links provided to access the system of all e-Voting Service Providers, so that the user can visit the e-Voting service providers website directly. If the user is not registered for Easi/Easiest, option to register is available at CDSL website www.cdslindia.com and click on login & New System Myeasi Tab and then click on registration option. Alternatively, the user can directly access e-Voting page by providing Demat Account Number and PAN No. from a e-Voting link available on www.cdslindia.com home page. The system will authenticate the user by sending OTP on registered Mobile and Email as recorded in the Demat Account. After successful authentication, user will be able to see the e-Voting option where the evoting is in progress and also able to directly access the system of all e-Voting Service Providers.
<p>Individual Shareholders (holding securities in demat mode) login through their depository participants</p>	<p>You can also login using the login credentials of your demat account through your Depository Participant registered with NSDL/CDSL for e-Voting facility. upon logging in, you will be able to see e-Voting option. Click on e-Voting option, you will be redirected to NSDL/CDSL Depository site. After successful authentication, wherein you can see e-Voting feature. Click on company name or e-Voting service provider i.e. NSDL and you will be redirected to e-Voting website of NSDL for casting your vote during the remote e-Voting period.</p>

Important note: Members who are unable to retrieve User ID/ Password are advised to use Forget User ID and Forget Password option available at abovementioned websites.

Helpdesk for Individual Shareholders holding securities in demat mode for any technical issues related to login through Depository i.e. NSDL and CDSL.

Login type	Helpdesk details
<p>Individual Shareholders holding securities in demat mode with NSDL</p>	<p>Members facing any technical issue in login can contact NSDL helpdesk by sending a request at evoting@nsdl.com or call at toll free no.: 022-4886 7000</p>
<p>Individual Shareholders holding securities in demat mode with CDSL</p>	<p>Members facing any technical issue in login can contact CDSL helpdesk by sending a request at helpdesk.evoting@cdslindia.com or contact at toll free No. 1800 22 55 33</p>

B) Login Method for shareholders other than Individual shareholders holding securities in demat mode and shareholders holding securities in physical mode.

How to Log-in to NSDL e- Voting website?

Manner of holding shares i.e. Demat (NSDL or CDSL) or Physical	Your User ID is:
<p>a) For Members who hold shares in demat account with NSDL.</p>	<p>8 Character DP ID followed by 8 Digit Client ID For example if your D P ID is IN300*** and Client ID is 12***** then your user ID is IN300***12*****</p>
<p>b) For Members who hold shares in demat account with CDSL.</p>	<p>16 Digit Beneficiary ID For example if your Beneficiary ID is 12***** then your user ID is 12*****</p>
<p>c) For Members holding shares in Physical Form.</p>	<p>EVEN Number followed by Folio Number registered with the company For example if folio number is 001*** and EVEN is 101456 then user ID is 101456001***</p>

- i. Password details for shareholders other than Individual shareholders are given below:
 - a) If you are already registered for e-Voting, then you can use your existing password to login and cast your vote.
 - b) If you are using NSDL e-Voting system for the first time, you will need to retrieve the 'initial password' which was communicated to you. Once you retrieve your 'initial password', you need to enter the 'initial password' and the system will force you to change your password.
 - c) How to retrieve your 'initial password'?
 - (i) If your email ID is registered in your demat account or with the company, your 'initial password' is communicated to you on your email ID. Trace the email sent to you from NSDL from your mailbox. Open the email and open the attachment i.e. a .pdf file. Open the .pdf file. The password to open the .pdf file is your 8 digit client ID for NSDL account, last 8 digits of client ID for CDSL account or folio number for shares held in physical form. The .pdf file contains your 'User ID' and your 'initial password'.
 - (ii) If your email ID is not registered, please follow steps mentioned below in process for those shareholders whose email ids are not registered
- ii. If you are unable to retrieve or have not received the "Initial password" or have forgotten your password:
 - a) Click on "**Forgot User Details/Password?**" (If you are holding shares in your demat account with NSDL or CDSL) option available on www.evoting.nsdl.com.
 - b) **Physical User Reset Password?** (If you are holding shares in physical mode) option available on www.evoting.nsdl.com.
 - c) If you are still unable to get the password by aforesaid two options, you can send a request at evoting@nsdl.com mentioning your demat account number/folio number, your PAN, your name and your registered address etc.
 - d) Members can also use the OTP (One Time Password) based login for casting the votes on the e-Voting system of NSDL.
- iii. After entering your password, tick on Agree to "Terms and Conditions" by selecting on the check box.
- iv. Now, you will have to click on "Login" button.
- v. After you click on the "Login" button, Home page of e-Voting will open.

Step 2: Cast your vote electronically on NSDL e-Voting system.

How to cast your vote electronically on NSDL e-Voting system?

- i. After successful login at Step 1, you will be able to see all the companies "EVEN" in which you are holding shares and whose voting cycle is live.
- ii. Select "EVEN" of company for which you wish to cast your vote during the remote e-Voting period.
- iii. Now you are ready for e-Voting as the Voting page opens.
- iv. Cast your vote by selecting appropriate options i.e. assent or dissent, verify/modify the number of shares for which you wish to cast your vote and click on "Submit" and also "Confirm" when prompted.
- v. Upon confirmation, the message "Vote cast successfully" will be displayed.
- vi. You can also take the printout of the votes cast by you by clicking on the print option on the confirmation page.
- vii. Once you confirm your vote on the resolution, you will not be allowed to modify your vote.

GENERAL GUIDELINES FOR SHAREHOLDERS

- i. Institutional shareholders (i.e. other than individuals, HUF, NRI etc.) are required to send scanned copy (PDF/JPG Format) of the relevant Board Resolution/ Authority letter etc. with attested specimen signature of the duly authorized signatory(ies) who are authorized to vote, to the Scrutinizer by e-mail to scrtunizer@ipca.com with a copy marked to evoting@nsdl.com. Institutional shareholders (i.e. other than individuals, HUF, NRI etc.) can also upload their Board Resolution / Power of Attorney / Authority Letter etc. by clicking on "**Upload Board Resolution / Authority Letter**" displayed under "**e-Voting**" tab in their login.
- ii. It is strongly recommended not to share your password with any other person and take utmost care to keep your password confidential. Login to the e-voting website will be disabled upon five unsuccessful attempts to key in the correct password. In such an event, you will need to go through the "[Forgot User Details/Password?](#)" or "[Physical User Reset Password?](#)" option available on www.evoting.nsdl.com to reset the password.

- iii. In case of any queries, you may refer the Frequently Asked Questions (FAQs) for Shareholders and e-voting user manual for shareholders available at the download section of www.evoting.nsdl.com or call on 022-4886 7000 or send a request to Ms. Pallavi Mhatre at evoting@nsdl.com.

Process for those shareholders whose email ids are not registered with the depositories for procuring user id and password and registration of e mail ids for e-voting for the resolutions set out in this notice:

- a. In case shares are held in physical mode please provide Folio No., Name of shareholder, scanned copy of the share certificate (front and back), PAN (self attested scanned copy of PAN card), AADHAR (self attested scanned copy of Aadhar Card) by email to investors@ipca.com.
- b. In case shares are held in demat mode, please provide DPID-CLID (16 digit DPID + CLID or 16 digit beneficiary ID), Name, client master or copy of Consolidated Account statement, PAN (self attested scanned copy of PAN card), AADHAR (self attested scanned copy of Aadhar Card) to investors@ipca.com. If you are an Individual shareholders holding securities in demat mode, you are requested to refer to the login method explained at **step 1 (A)** i.e. **Login method for e-Voting for Individual shareholders holding securities in demat mode.**
- c. Alternatively shareholder/members may send a request to evoting@nsdl.com for procuring user id and password for e-voting by providing above mentioned documents.
- d. In terms of SEBI circular dated December 9, 2020 on e-Voting facility provided by listed companies, individual shareholders holding securities in demat mode are allowed to vote through their demat account maintained with depositories and depository participants. Shareholders are required to update their mobile number and email ID correctly in their demat account in order to access e-Voting facility.
14. The instructions for members for e-voting on the day of the AGM are as under :
- a. The procedure for e-Voting on the day of the AGM is same as the instructions mentioned above for remote e-voting.
- b. Only those Members/ shareholders, who will be present in the AGM through VC/OAVM facility and have not cast their vote on the Resolutions through remote e-Voting and are otherwise not barred from doing so, shall be eligible to vote through e-Voting system in the AGM.
- c. Members who have voted through Remote e-Voting will be eligible to attend the AGM. However, they will not be eligible to vote at the AGM.
- d. The details of the person who may be contacted for any grievances connected with the facility for e-Voting on the day of the AGM shall be the same person mentioned for Remote e-voting.
15. Instructions for Members for attending the AGM through VC/OAVM are as under:
- a. Member will be provided with a facility to attend the AGM through VC/OAVM through the NSDL e-Voting system. Members may access by following the steps mentioned above for **Access to NSDL e-Voting system**. After successful login, you can see link of "VC/OAVM link" placed under "**Join Meeting**" menu against company name. You are requested to click on VC/OAVM link placed under Join Meeting menu. The link for VC/OAVM will be available in Shareholder/Member login where the EVEN of Company will be displayed. Please note that the members who do not have the User ID and Password for e-Voting or have forgotten the User ID and Password may retrieve the same by following the remote e-Voting instructions mentioned in the notice to avoid last minute rush.
- b. Members are encouraged to join the meeting through laptops for better experience.
- c. Further Members will be required to allow Camera and use Internet with a good speed to avoid any disturbance during the meeting.
- d. Please note that participants connecting from mobile devices or tablets or through laptop connecting via mobile hotspot may experience Audio/Video loss due to fluctuation in their respective network. It is therefore recommended to use stable Wi-Fi or LAN connection to mitigate any kind of aforesaid glitches.
- e. Shareholders who would like to submit their questions may send their questions in advance mentioning their name demat account number/folio number, email id, mobile number at investors@ipca.com. The same will be replied by the Company suitably.
- f. Shareholders who would like to express their views at the AGM may pre-register themselves as a speaker by sending their request mentioning their name, demat account number/folio number, email id, mobile number at investors@ipca.com.

16. The voting rights of Members shall be in proportion to their share in the paid up equity share capital of the Company as on the cut-off date of Friday, 7th August, 2026.
17. Any person, who acquires shares of the Company and becomes Member of the Company after the Company sends the Notice of the 76th AGM by email and holds shares as on the cut-off date i.e. Friday, 7th August, 2026, may obtain the User ID and password by sending a request to the Company's email address investors@ipca.com. However, if you are already registered with NSDL for remote e-Voting then you can use your existing user ID and password for casting your vote. If you forgot your password, you can reset your password by using "Forgot User Details/Password?" or "Physical User Reset Password?" option available on www.evoting.nsdl.com.
18. A person, whose name is recorded in the Register of Members or in the Register of Beneficial Owners maintained by the depositories as on the cut-off date only shall be entitled to avail the facility of remote e-Voting or casting vote through e-Voting system during the AGM.
19. Mr. P. N. Parikh (Membership No. FCS327 CP1228) or failing him Ms. Jigyasa N. Ved (Membership No. FCS6488 CP6018) or failing them Mr. Mitesh Dhhabliwala (Membership No. FCS8331 CP9511) of M/s. Parikh & Associates, Practising Company Secretaries have been appointed as the Scrutinizer to scrutinize the remote e-Voting process (including e-Voting at the meeting) in a fair and transparent manner.
20. During the 76th AGM, Members will be provided with the facility for voting through remote electronic voting system during the proceedings at the AGM and Members participating at the AGM, who have not already cast their vote by remote e-Voting, will be eligible to exercise their right to vote at the end of discussion on such resolution(s) upon announcement by the Chairman. Members who have cast their vote on resolution(s) by remote e-Voting prior to the AGM will also be eligible to participate at the AGM through VC/OAVM but shall not be entitled to cast their vote on such resolution(s) again.
21. The Scrutinizer shall after the conclusion of e-Voting at the 76th AGM, unblock the votes cast through remote e-Voting and shall make a consolidated scrutinizer's report of the total votes cast in favour or against, invalid votes, if any, and such Report shall then be sent to the Chairman or a person authorized by him, within 2 working days from the conclusion of the 76th AGM, who shall then countersign and declare the result of the voting forthwith.
22. The Results declared along with the report of the Scrutinizer shall be placed on the website of the Company at www.ipca.com immediately after the declaration of Results by the Chairman or a person authorized by him. The results shall also be immediately forwarded to BSE Limited (BSE) and The National Stock Exchange of India Limited (NSE).
23. Pursuant to the circulars issued by MCA and SEBI from time to time, the Notice of the 76th AGM and the Annual Report for the financial year 2025-26 including therein, inter-alia, the Audited Standalone and Consolidated Financial Statements for the financial year ended 31st March, 2026, the Auditors Report and the Directors Report are being sent only by email to the Members. Therefore, those Members, whose email address is not registered with the Company or with their respective Depository Participant/s and who wish to receive the Notice of the 76th AGM and the Annual Report for the year 2025-26 and all other communication sent by the Company, from time to time, can get their email address registered by following the steps as given below:-
 - (a) For Members holding shares in physical form, please send scan copy of a signed request letter mentioning your folio number, name, complete address, email address to be registered along with scanned self attested copy of the PAN and any document (such as Driving Licence, Passport, Bank Statement, AADHAR) supporting the registered address of the Member, by email to the Company's email address investors@ipca.com.
 - (b) For the Members holding shares in demat form, please update your email address through your respective Depository Participant/s.
24. Members are requested to:
 - (a) intimate to the Company / their Depository Participant ("DP"), changes, if any, in their registered address at an early date;
 - (b) quote their Registered Folio No. and/or DP Identity and Client Identity number in their correspondence;
 - (c) encash the dividend warrants on their receipt as dividend amounts remaining unclaimed for seven years are required to be transferred to the 'Investor Education and Protection Fund' established by the Central Government under the provisions of the Companies Act, 2013. Pursuant to Section 124(5) of the Companies Act, 2013, all unclaimed dividend declared and paid upto dividend for the financial year 2017-18 have been transferred by the Company to the Investor Education and Protection Fund. Members who have not encashed their dividend warrants for subsequent period are requested to encash the same immediately.

- (d) Pursuant to the provisions of Section 124 (6) of the Companies Act, 2013 and the Investor Education and Protection Fund Authority (Accounting, Audit, Transfer and Refund) Rules, 2016, as amended, the Company has transferred all shares in respect of which dividend has not been encashed by the shareholders for seven consecutive years or more in the name of Investor Education and Protection Fund (IEPF). The shareholders who wish to claim the said shares from the IEPF may claim the same by filing e-form No. IEPF-5 as prescribed under the said Rules available on IEPF website, iepf.gov.in.
- (e) Members holding shares in dematerialized form are requested to intimate all changes pertaining to their bank details such as bank account number, name of the bank and branch details, MICR code and IFSC code, mandates, nominations, power of attorney, change of address, change of name, e-mail address, contact numbers, etc., to their depository participant (DP). Changes intimated to the DP will then be automatically reflected in the Company's records which will help the Company and the Company's Registrars and Transfer Agents, MUFG Intime India Pvt. Ltd. (MUFG Intime) to provide efficient and better services. Members holding shares in physical form are requested to intimate such changes to MUFG Intime India Pvt. Ltd.

The Securities and Exchange Board of India ("SEBI") has mandated the submission of Permanent Account Number (PAN), KYC details and nomination by every participant in securities market. Members holding shares in electronic form are, therefore, requested to submit the said details to their depository participants with whom they are maintaining their demat accounts. Members holding shares in physical form can submit these details to MUFG Intime India Pvt. Ltd.

25. As per Regulation 40 of SEBI Listing Regulations, as amended from time to time, securities of the listed companies can be transferred only in dematerialized form. Therefore, Members holding shares in physical form are requested to consider converting their shareholding to dematerialised form to eliminate all risks associated with physical shares for ease of portfolio management as well as for ease of transfer.

Registered Office:
48, Kandivli Industrial Estate,
Kandivli (West), Mumbai 400 067.

Tel : 022 – 6210 6050
E-mail: investors@ipca.com
Website: www.ipca.com
CIN: L24239MH1949PLC007837

Mumbai
29th May, 2026

By Order of the Board
For Ipca Laboratories Ltd.

Harish P. Kamath
Corporate Counsel & Company Secretary
ACS 6792

EXPLANATORY STATEMENT PURSUANT TO SECTION 102 OF THE COMPANIES ACT, 2013**Item No. 5**

At the meeting of the Board of Directors of the Company held on 29th May, 2026 and as recommended by the Nomination and Remuneration Committee, Mr. Prashant Godha (DIN 00012759) is re-appointed as the Executive Director of the Company for a further period of 5 (five) years with effect from 16th August, 2026. Accordingly, an agreement setting out terms and conditions of his re-appointment including remuneration payable to him has been entered into by the Company with Mr. Prashant Godha, Executive Director on 29th May, 2026.

This re-appointment is in compliance with applicable provisions, of the Companies Act, 2013 and SEBI (LODR) Regulations, 2015 and is subject to the approval of the shareholders. He is not debarred from holding the office of Director by virtue of any order by SEBI or other competent authority.

Mr. Prashant Godha, aged 51 years is a graduate in Commerce and has done his Post Graduate Diploma in Business Management and has experience of over 20 years in pharmaceuticals marketing and general management.

He was initially appointed as an Additional Director on the Board of the Company with effect from 28th July, 2011 and was appointed as the Executive Director of the Company with effect from 16th August, 2011.

He holds 15,68,644 equity shares in the Company. Details of number of board meetings held and attended by him during his tenure as Director of the Company are given in the Corporate Governance Report of the respective financial year annexed with the Company's Annual Reports which are available on the Company's website www.ipca.com.

He is also a Director of the following companies:

1	Makers Laboratories Ltd.	2	Resonance Specialities Ltd.
3	Lyka Labs Limited	4	Ipa Foundation
5	Kaygee Investments Pvt. Ltd.	6	Kaygee Laboratories Pvt. Ltd.
7	Capri Coating Solutions Pvt. Ltd.		

He is also the member of the Audit Committee, Corporate Social Responsibility Committee and Risk Management Committee of the Board of Directors of the Company.

He is a member of the Nomination and Remuneration Committee and Corporate Social Responsibility Committee of the Board of Directors of Resonance Specialities Ltd., a listed entity.

The Agreement referred to in the resolution at item 5 of the accompanying notice sets out the remuneration and other terms and conditions applicable to Mr. Prashant Godha upon his re-appointment as the Executive Director.

The abstract of the terms and conditions of his re-appointment as mentioned in the said Agreement are as follows:

1. Period: 5 (five) years with effect from 16th August, 2026.
2. The Executive Director shall exercise and perform such powers and duties as the Board shall from time to time, determine, and subject to any directions and restrictions, from time to time, given and imposed by the Board.
3. The Executive Director shall devote his whole-time attention and abilities to the business of the Company.
4. During the period of his employment, the Executive Director shall whenever required by the Company undertake such traveling in India and elsewhere as the Board may from time to time direct in connection with or in relation to the business of the Company.
5. Remuneration:
 - a) Salary of Rs. 20,50,000/- (Rupees Twenty Lacs Fifty Thousand only) per month with such annual increment as may be decided by the Board subject to a ceiling of Rs. 30,00,000/- (Rupees Thirty Lacs Only) per month.
 - b) Commission: Such remuneration by way of commission, in addition to the above salary and perquisite, calculated with reference to the net profit of the Company in a particular financial year and as may be determined by the Board of Directors of the Company, subject to the overall ceilings stipulated under Sections 197 and other applicable provisions of the Companies Act, 2013 and SEBI (LODR) Regulations, 2015 but not more than 200% of his annual salary. The specific amount payable to the Executive Director will be based on certain performance criteria to be laid down by the Board and will be payable annually after annual accounts have been adopted by the shareholders.

- c) Perquisites: In addition to the salary and commission, the Executive Director shall be entitled to the following perquisites:
- i) Housing: The expenditure incurred by the Company on hiring furnished accommodation for the Executive Director will be subject to a maximum of fifty per cent of the salary. In case no accommodation is provided by the Company, the Executive Director shall be entitled to the house rent allowance subject to the said ceiling of 50% of the salary.

Explanation: The expenditure incurred by the Company on gas, electricity, water and furnishings shall be valued as per the Income-Tax Rules, 1962. This shall, however, be subject to a ceiling of ten per cent of the salary of the Executive Director.

- ii) Medical, hospitalization and health-care expenses: Actual expenses incurred for the Executive Director and his family including mediclaim insurance policy premium to be paid by the Company.
 - iii) Leave travel concession: For the Executive Director and his family, once in a year incurred in accordance with any rules specified by the Company subject to a ceiling of one month salary.
 - iv) Club fees: Fees of clubs subject to a maximum of two clubs. This will not include admission and life membership fee.
 - v) Personal accident insurance: As per any rules specified by the Company.
 - vi) Provident fund: Company's contribution to provident fund shall be as per the scheme applicable to the employees of the Company.
 - vii) Contribution to National Pension Scheme / Super Annuation Fund: Company's contribution to any national pension scheme or superannuation fund shall be in accordance with the rules of the scheme as may be applicable or as may be framed / decided by the Company.
 - viii) Gratuity: As per the rules of the Company, payable in accordance with the approved gratuity fund and which shall not exceed half a month's salary for each completed year of service.
 - ix) Encashment of unavailed privilege leave at the end of the tenure of the appointment.
 - x) Company maintained car with driver.
 - xi) Land line telephone(s) at the residence and mobile phone(s) for official use.
6. In the event of no profit or inadequacy of profit, the Company shall pay the aforesaid remuneration by way of salary and perquisites as minimum remuneration subject to the provisions of Section II of Part II of Schedule V of the Companies Act, 2013 or with the approval of Central Government, if required.
7. The Executive Director shall be entitled to annual privilege leave on full salary for a period of thirty days and such leave shall be allowed to be accumulated for not more than one hundred twenty days during the tenure of this appointment.
8. The Executive Director shall be entitled to:
- a) the reimbursement of entertainment expenses actually and properly incurred by him in the course of the legitimate business of the Company.
 - b) the reimbursement of travelling, hotel and other expenses incurred by him in India and abroad exclusively on the business of the Company.
9. The Executive Director shall not be paid any sitting fee for attending the meetings of the Board of Directors or committee thereof.
10. The Executive Director shall not become interested or otherwise concerned directly or through his wife and/or children, in any selling agency of the Company.
11. The Executive Director shall not during the continuance of his employment with the Company or at any time thereafter divulge or disclose to any person whomsoever or to make any use whatsoever for his own purpose or for any purpose other than that of the Company of any information or knowledge obtained by him during his employment as to the business or affairs of the Company.
12. The Executive Director shall, at the time of termination of his employment, deliver to the Company any property or other documents of the Company in his possession.

13. The Company may forthwith terminate the employment, if the Executive Director shall at anytime be prevented by ill-health or accident from performing his duties.
14. The Company shall be entitled to forthwith terminate the agreement if the Executive Director becomes insolvent or makes any composition or arrangement with his creditors or he ceases to be a Director of the Company.
15. In the case of death of the Executive Director in the course of his employment, the Company shall pay to his legal representatives the remuneration for the then current month in addition to such other sum as the Board may determine.
16. The Company may by giving not less than thirty days notice in writing determine this agreement if the Executive Director is guilty of inattention to or negligence in the conduct of the Company's business.
17. Notwithstanding anything to the contrary contained in the Agreement, either party shall be entitled to terminate the Agreement, at anytime by giving to the other party 60 days notice in writing in that behalf without the necessity of showing any cause.
18. The terms and conditions including the remuneration payable to the Executive Director for the appointment and/or agreement may be altered and varied from time to time by the Board as it may, in its discretion, deem fit.

Except Mr. Prashant Godha himself and his father Mr. Premchand Godha, Executive Chairman and his brother Mr. Pranay Godha, Managing Director & CEO and their respective relatives, none of the other Directors or Key Managerial Personnel of the Company or their relatives may be considered to be interested or concerned in this appointment.

The Board recommends approval to his re-appointment as the Executive Director of the Company.

Item No. 6

The Board of Directors on the recommendation of the Audit Committee have appointed M/s ABK & Associates, Cost Accountants (Firm Registration No. 000036) as the Cost Auditors of the Company for the financial year 2026-27. A certificate issued by the firm regarding their eligibility for appointment as Cost Auditors will be available for inspection from the date of circulation of this Notice up to the date of AGM. Members seeking to inspect this certificate can send an email to investors@ipca.com.

As per Rule 14 of the Companies (Audit and Auditors) Rules 2014, the remuneration payable to the Cost Auditors is to be ratified by the shareholders. The Board has decided the remuneration payable to M/s. ABK & Associates as Cost Auditors as mentioned in the resolution on the recommendation of the Audit Committee. Hence this resolution is put for the consideration of the shareholders.

None of the Directors and Key Managerial Personnel of the Company and their relatives are concerned or interested, financially or otherwise, in the resolution set out at Item No. 6.

The Board of Directors accordingly recommend the resolution set out at Item No. 6 of the accompanying Notice for the approval of the members.

Details of Directors seeking re-appointment

(Pursuant to Regulation 36(3) of the SEBI Listing Regulations and Secretarial Standard – 2 on General Meetings)

Name	Mr. Prashant Godha	Mr. A. K. Jain	Mr. Pranay Godha
DIN	00012759	00012657	00016525
Date of Birth and Age	16 th November, 1974 51 years	5 th May, 1955 71 years	24 th March, 1972 54 years
Date of first appointment as a Director of the Company	28 th July, 2011	21 st August, 1994	11 th November, 2008
Qualifications	B. Com, PGDBM	B.Sc, ACA	B.Sc, MBA
Expertise in specific functional areas	Manufacturing, Marketing, Commercial, Finance, Legal and General Management	Research & Development, Manufacturing & Marketing, Commercial, Finance, Legal & General Management	Research & Development, Technical, Manufacturing & Marketing, Regulatory, Finance, Legal & General Management

Name	Mr. Prashant Godha	Mr. A. K. Jain	Mr. Pranay Godha
Terms and Conditions of appointment and re-appointment	Being re-appointed as the Executive Director for a period of 5 (five) years from 16.08.2026 to 15.08.2031	Last appointed as Managing Director for a period of 5 (five) years from 21.08.2024 to 20.08.2029	Last appointed as the Managing Director for a period of 5 (five) years from 11.11.2023 to 10.11.2028
Details of annual Remuneration last drawn (including perquisites and commission)	₹ 7,18,84,778	₹ 10,60,20,945	₹ 9,95,07,512
Details of Remuneration sought to be paid	As stated in the explanatory statement	Retiring by rotation as a Director and being re-appointed	Retiring by rotation as a Director and being re-appointed
Number of Board meetings attended during the Financial Year 2025-26	6 out of 7	7 out of 7	7 out of 7
Directorships held in other companies (excluding foreign companies)	<ul style="list-style-type: none"> • Kaygee Investments Pvt. Ltd. • Kaygee Laboratories Pvt. Ltd. • Makers Laboratories Ltd. • Resonance Specialties Ltd. • Capri Coating Solutions Pvt. Ltd. • Ipca Foundation • Lyka Labs Limited 	<ul style="list-style-type: none"> • Ipca Foundation 	<ul style="list-style-type: none"> • Unichem Laboratories Ltd. • Kaygee Laboratories Pvt. Ltd. • Kaygee Investments Pvt. Ltd.
Listed Entities from which he has resigned as Director in past 3 years	None	None	None
Memberships / Chairmanships of committees of other companies (excluding foreign companies)	Member of NRC and CSR Committee of Resonance Specialties Ltd., a listed entity	None	None
Number of Equity Shares held in the Company	15,68,644	42,000	17,00,990

Registered Office:
48, Kandivli Industrial Estate,
Kandivli (West), Mumbai 400 067.

Tel : 022 – 6210 6050
E-mail: investors@ipca.com
Website: www.ipca.com
CIN: L24239MH1949PLC007837

Mumbai
29th May, 2026

By Order of the Board
For Ipca Laboratories Ltd.

Harish P. Kamath
Corporate Counsel & Company Secretary
ACS 6792

DIRECTORS' REPORT

TO THE MEMBERS

Your Directors have pleasure in presenting the 76th Annual Report and Audited Financial Statements for the financial year ended 31st March, 2026.

STANDALONE AND CONSOLIDATED FINANCIAL RESULTS

(₹ crores)

	STANDALONE		CONSOLIDATED	
	Year ended 31.3.2026	Year ended 31.3.2025	Year ended 31.3.2026	Year ended 31.3.2025
Sales and other Income	7431.39	6749.21	9820.78	9032.39
Profit before finance cost and depreciation	1874.93	1596.32	2153.01	1818.94
Finance cost	43.51	63.04	75.94	84.93
Depreciation and Amortisation	268.87	251.97	418.12	397.82
Profit before exceptional items and tax	1562.55	1281.31	1658.95	1336.19
Exceptional Items: (Income) / Expenses	30.42	281.54	86.43	205.05
Profit Before Tax	1532.13	999.77	1572.52	1131.14
Tax Expense:				
Current Tax	405.25	341.63	420.63	373.14
Short / (Excess) provision of taxes for earlier years	(3.13)	(0.73)	(2.80)	(1.09)
Deferred Tax Liability / (Asset)	(2.51)	8.11	(36.68)	(28.44)
Profit after tax	1132.52	650.76	1191.37	787.53
Share of Profit / (Loss) of associates and joint ventures	-	-	(7.59)	(2.29)
Profit for the period from continuing operations	-	-	1183.78	785.24
Less Profit / (Add Loss) attributable to non-controlling interest	-	-	42.66	47.56
Profit for the period attributable to owners of the Company	-	-	1141.12	737.68

TRANSFER TO RESERVES

The Company does not propose to transfer any amount to the general reserve out of the amount available for appropriation.

FINANCIAL STATEMENTS

The standalone and consolidated financial statements are prepared in accordance with the Indian Accounting Standards (Ind-AS) as prescribed under Section 133 of the Companies Act, 2013 read with Rule 3 of the Companies (Indian Accounting Standards) Rules, 2015 and Companies (Indian Accounting Standards) Amendment Rules, 2016.

In accordance with Indian Accounting Standard (Ind AS-110), the audited consolidated financial statements are also provided in the Annual Report.

CREDIT RATING

During the year under report, India Ratings & Research (A Fitch Group Company) has reviewed and assigned/affirmed the following ratings to Company's working capital limit, long term loan and commercial papers :

- Commercial Paper (INR 500 Millions) - IND A1+
- Fund / Non-Fund based working capital limit (INR 20150 Millions) - IND AA+ / Stable / IND A1+
- Long Term Loan (INR 3787.30 Millions) - IND AA+ / Stable
- Proposed Long Term Loan (INR 2000 Millions) - IND AA+ / Stable

MANAGEMENT DISCUSSION AND ANALYSIS

a. Industry Structure and Development

The global economy is currently navigating multiple challenges ranging from geo-political conflicts, raising crude prices, geo-political tariff threats, inflation concerns and supply chain challenges. In spite of these global multiple challenges, it is heartening to note that the Indian economy is showing resilience. The inflation and foreign exchange pressures are largely balanced by the steady GDP growth and expectation that the Indian economy will remain amongst the fastest growing large economy in FY27 despite these headwinds.

b. Industry Structure and Development

The global pharmaceutical market currently stands at about US\$ 1.75 trillion and is projected to cross US \$ 2 trillion by 2030. The global generic pharmaceutical market currently stands at about US \$ 500 billion and is projected to grow at a compounded annual growth rate of about 6% to 8% over the next decade.

On the other hand, the Indian pharmaceutical market is valued at about US\$ 60 billion and is expected to reach about US\$ 120 billion by 2030. Indian pharma sector is the 3rd largest by volume and 14th largest by value, globally. Key growth drivers include surge in chronic therapy demand, expansion into bio-similars and rapid growth of CDMO segment.

Pharmaceutical industry has emerged as one of the fastest growing industry in the world. The global pharmaceutical industry has shown rapid growth over the years driven by factors such as an aging population, increasing prevalence of chronic diseases, advancement in technology, raising healthcare awareness and expenditure fueled by expanding middle-class population seeking better access to healthcare. As people live longer, there is higher demand for medications to manage and treat conditions such as cardiovascular diseases, diabetes and autoimmune diseases.

Indian pharmaceutical exports play a significant role in the growth of the Indian economy and account for 6% of India's total merchandise exports by value. The Indian pharma industry also supports about 2.7 million livelihoods, directly or indirectly. Because of the low price and high quality, Indian medicines are preferred worldwide, thereby rightly making the country the pharmacy of the world. Nearly half of the India's pharmaceutical exports are directed to highly regulated markets such as Europe and United States. India is one of the biggest supplier of low cost vaccines in the world.

India has a large and strong pharma industry with more than 10,000 manufacturing units with about 650 of them USFDA compliant, largest number outside the United States. The Indian pharma industry currently ranks 3rd in the world by volume and supports close to 40% of the generic formulations demand in the US and 25% of all medicines in the United Kingdom.

Indian pharma industry is highly diverse industry manufacturing bulk drugs, generic formulations, over the counter medications, vaccines, bio-similars and biologics. India has also emerged as the medical tourism hub of the world providing cost effective treatments with latest technology.

The Government of India has set an ambition to become a US\$ 30 trillion economy by 2047, coinciding with 100th year of Indian independence. With its robust global footprint, pharmaceutical industry is a critical component of this growth strategy and is expected to contribute significantly towards this objective.

India is the largest global supplier of generic medicines fulfilling about 20% of global demand. However, Indian global generic formulations business still lags from value perspective and need to transition from volume to value driven model by exporting high value formulations such as bio-similars. Transition from volume to value will be critical for Indian pharmaceutical sector to secure its place amongst world's top pharmaceutical exporter in value term. Indian pharma manufacturers are expected to strengthen their global presence through continued innovation, technological advancements and production capacity expansions.

c. Outlook, Risks and Concerns

In the global pharmaceutical sector, India is a significant and rising player. Indian pharma industry is now mature with decades of experience in bulk drugs and generics manufacturing catering to the global needs. The Indian pharma industry has the experience and know-how to produce quality drugs in an efficient, high quality and cost effective manner. India's rich human capital is the strongest assets of the Indian pharmaceutical industry.

Despite the challenges, Indian pharma industry aims to become the world's largest by volume and rank amongst the top five pharma market by value. This ambitious goal if realized will not only boost India's economy but also contribute significantly to global health security by providing affordable medicines to both developed and developing nations.

The Indian pharma industry has marked a decisive shift by positioning itself to capitalize on global patent cliff and is looking beyond the traditional generic play. Indian pharma industry has also signaled a strong intent in the blooming GLP-1 space besides joining the global bio-similar band wagon with the strategic initiative to expand and consolidate its presence in the coming years. Thus, Indian pharmaceutical export market is all set to transform on a massive scale driven by strong cost effective production capabilities, focus on research & innovation and government policy that supports the industry.

However, poor public healthcare funding and infrastructure, low per capita consumption of medicines in emerging economies including India, currency fluctuations, geo-political conflicts and resultant increase in the energy and logistics costs, regulatory issues, government mandated price control, trade and tariff barriers, inflation and resultant all round increase in input costs are a few causes of concern.

During the year under report, there was no change in the nature of Company's business.

d. Financial Performance and Operations Review

During the financial year under report, the Company registered on a standalone basis a total income of ₹ 7431.39 Crores as against ₹ 6749.21 Crores in the previous year, a growth of 10.11%. On a consolidated basis, the total income of the Company has increased by 8.73% to ₹ 9820.78 Crores as against ₹ 9032.39 Crores in the previous financial year.

During the financial year under report, the Earnings before interest, depreciation, exceptional items and tax expense on a standalone basis amounted to ₹ 1874.93 Crores as against ₹ 1596.32 Crores in the previous financial year. The operations have resulted in a net profit of ₹ 1132.52 Crores (after exceptional items) during the financial year under report as against ₹ 650.76 Crores in the previous financial year, an increase of 74.03%.

On a consolidated basis, the Earnings before interest, depreciation, exceptional items and taxation amounted to ₹ 2153.01 Crores as against ₹ 1818.94 Crores in the previous financial year. The consolidated operations have resulted in a net profit of ₹ 1191.37 Crores (after exceptional items) during the financial year under report as against ₹ 787.53 Crores in the previous financial year, an increase of 51.28%.

Break-up of Sales (standalone)

(₹ Crores)

	2025-26				2024-25			
	Domestic	Exports	Total	Growth	Domestic	Exports	Total	Growth
Formulations	3817.24	2082.58	5899.82	10%	3455.10	1918.58	5373.68	10%
APIs & Intermediates	348.89	1046.85	1395.74	10%	375.46	890.38	1265.84	1%
Total Sales	4166.13	3129.43	7295.56	10%	3830.56	2808.96	6639.52	8%
Growth	9%	11%	10%		12%	4%	8%	

Key Financial Ratios (standalone)

		31 st March, 2026	31 st March, 2025
1.	Debtors Turnover Ratio	5.98	6.05
2.	Inventory Turnover Ratio	1.14	1.18
3.	Interest Coverage Ratio	43.93	20.67
4.	Current Ratio	2.82	2.66
5.	Debt Equity Ratio	0.03	0.13
6.	Operating Profit Margin (%)	21.51%	18.89%
7.	Net Profit Margin (%)	15.24%	9.64%
8.	Return on Net Worth (%)	14.19%	9.44%

Due to business growth, mainly in the formulations business, where the value addition is better, there is an improvement in most of the key financial ratios as compared to the previous financial year. Due to repayment of the borrowings, interest coverage ratio and debt equity ratio have also improved.

e. Domestic Formulations Business

The Company's branded formulations business in India now comprises of 22 marketing divisions focusing on key therapeutic segments with a portfolio of about 172 brands. Your Company is now the 16th largest in the domestic formulations market as per IQVIA - MAT March, 2026. 6 formulation brands of the Company are featuring in the list of 300 top selling formulation brands in the country.

In order to increase the coverage and facilitate launch of new therapy divisions and new products, the Company has been adding medical representatives in the domestic market.

During the financial year under report, the domestic formulations business recorded a growth of 10% at ₹ 3817.24 Crores as against ₹ 3455.10 Crores in the previous year.

Domestic Branded Formulations - Therapeutic Contribution

	2025-26	2024-25
Therapeutic segment	% to sales	% to sales
Pain Management	53%	53%
Cardiovasculars & Anti-diabetics	17%	17%
Anti-malarials	2%	3%
Anti-bacterials	5%	5%
Dermatology	6%	6%
Gastro Intestinal (G I) products	2%	2%
Cough Preparations	4%	4%
Neuro Psychiatry	4%	3%
Urology	5%	5%
Nutraceuticals	1%	1%
Others	1%	1%
Total	100%	100%

f. International Business

The products of the Company continue to be exported to over 100 countries across the globe. During the financial year under report, the international business amounted to ₹ 3129.43 Crores as against ₹ 2808.96 Crores in the previous year, a growth of 11%. Formulation exports of the Company have increased by 9% to ₹ 2082.58 Crores and exports of APIs and Drug Intermediates have increased by 18% to ₹ 1046.85 Crores.

Continent-wise Exports

(₹ Crores)

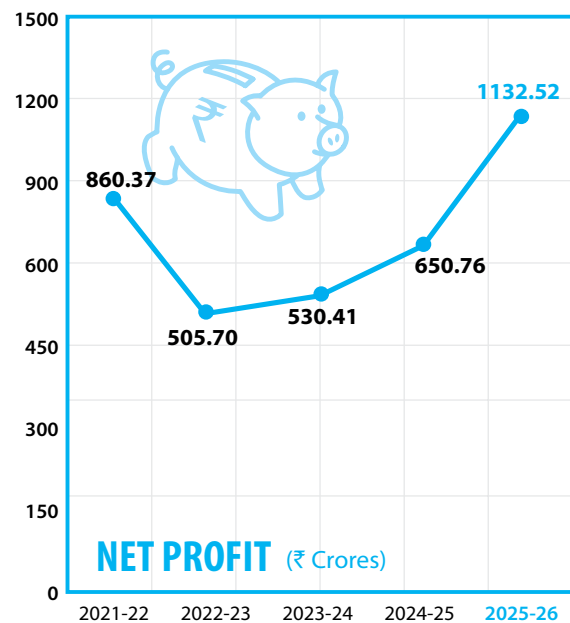
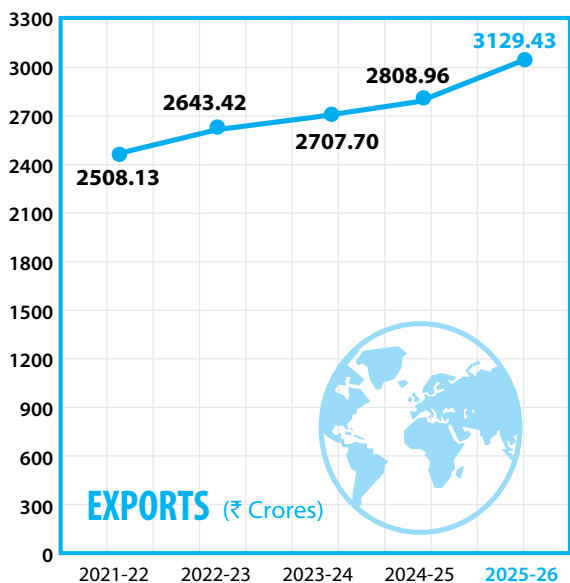
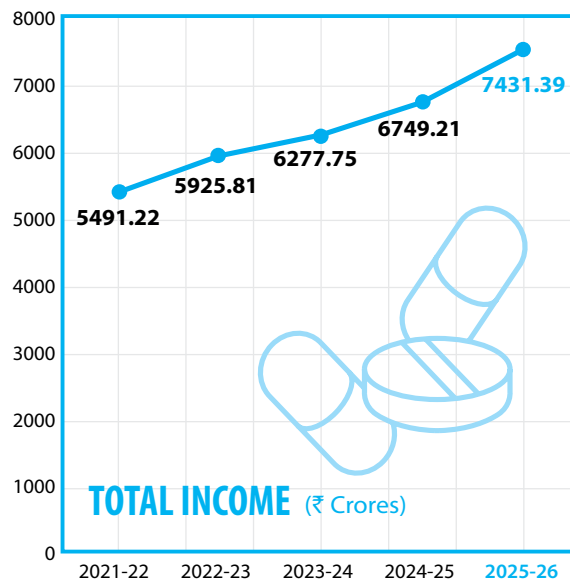
Continent	2025-26				2024-25			
	Formulations	APIs and Intermediates	Total	% to exports	Formulations	APIs and Intermediates	Total	% to exports
Europe	522.75	361.84	884.59	28%	525.00	281.11	806.11	29%
Africa	538.56	55.92	594.48	19%	502.30	43.40	545.70	19%
Americas	344.03	321.30	665.33	21%	267.43	268.57	536.00	19%
Asia	134.66	263.51	398.17	13%	137.22	254.64	391.86	14%
CIS	228.21	40.97	269.18	9%	210.42	35.84	246.26	9%
Australasia	314.37	3.31	317.68	10%	276.21	6.82	283.03	10%
Total	2082.58	1046.85	3129.43	100%	1918.58	890.38	2808.96	100%

Europe

The Company achieved European export sales of ₹ 884.59 Crores during the financial year under report as against sales of ₹ 806.11 Crores in the previous year, a growth of 10%.

The Company has developed and submitted 65 generic formulation dossiers for registration in Europe out of which 60 dossiers are registered. The Company has also obtained Certificate of Suitability (COS) of 62 APIs from European Directorate for Quality Medicines (EDQM).

The Company has started marketing generic formulations in the United Kingdom in its own label and this business is progressing on expected lines with several more generic formulations lined up for registration / commercialization.



Africa

The Company achieved export sales of ₹ 594.48 Crores to Africa during the financial year under report as against ₹ 545.70 Crores in the previous year, a growth of 9%.

The Company exports branded and generic formulations as well as APIs to many African countries. The Company markets branded formulations in Africa through dedicated field force. The Company also supplies generics formulations to South Africa.

The Company is expanding its branded formulations business in this continent through expansion of geographical coverage and increase in the number of branded formulations marketed. Your Company is also in the process of expanding its field force in this continent. The Company is also continuously filing new formulation dossiers for registration in the African countries.

Americas

The Company achieved sales of ₹ 665.33 Crores in this continent as against ₹ 536.00 Crores in the previous year, a growth of 24%. The Company has commercialized its APIs and formulations in the US market post lifting of import alert on the Company's manufacturing facilities at Ratlam, Piparia (Silvassa) and SEZ Indore. Few of the formulations manufactured by the Company are currently marketed in the US market and few more formulations are currently in the process of commercialization. Unichem Pharmaceuticals (USA) Inc., Company's step-down subsidiary is marketing / distributing the formulations manufactured by the Company in the US market.

46 ANDA applications of generic formulations developed by the Company are filed with US FDA out of which 32 ANDA applications are granted till date. 50 DMFs of the Company are also currently filed with US FDA.

Asia

The Asian business (excluding India) recorded sales of ₹ 398.17 Crores as against ₹ 391.86 Crores in the previous year, a growth of 2%. The Company exports formulations as well as APIs to several Asian countries. In countries like Nepal, Sri Lanka, Myanmar, Philippines and Vietnam, the Company markets its branded formulations through dedicated field force.

Confederation of Independent States (CIS)

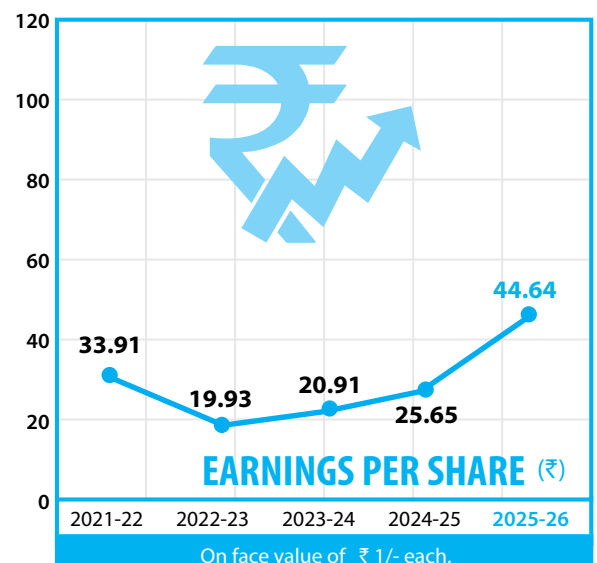
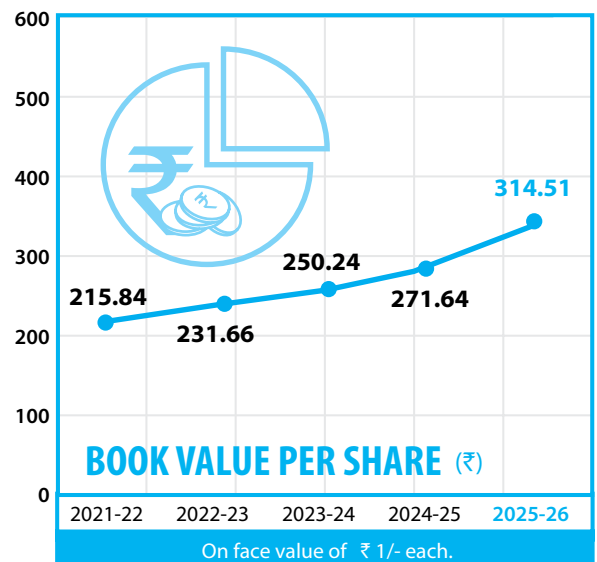
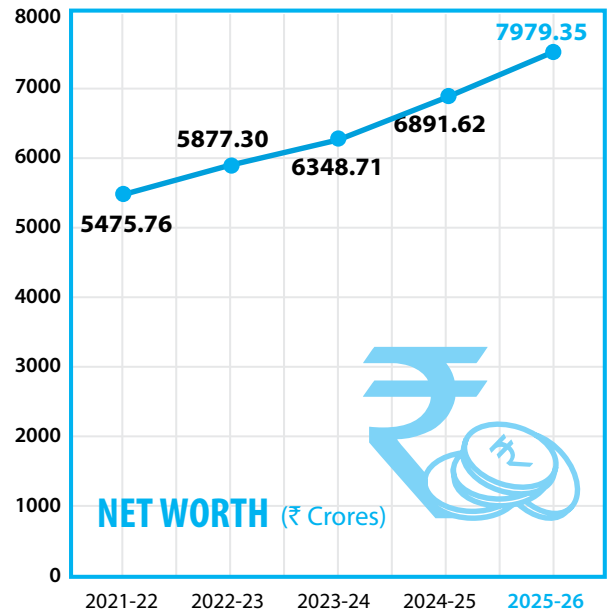
The Company's CIS business recorded sales of ₹ 269.18 Crores as against ₹ 246.26 Crores in the previous year, a growth of 9%. Most of the business is from branded formulation sales in Russia, Kazakhstan and Belarus. The Company's branded formulations are marketed in this continent by its own field force appointed through its non-trading offices.

But for the continuing geo-political conflict, the Company's export business in this sub-continent could have been even better.

Australasia

The Company exports APIs to Australia and formulations to Australia and New Zealand in this sub-continent. The business from this continent was ₹ 317.68 Crores during the financial year under report as against ₹ 283.03 Crores in the previous year, a growth of 12%.

The Company has developed and submitted 78 generic formulation dossiers for registration in this market out of which 76 dossiers are registered.



g. Active Pharmaceutical Ingredients (APIs) and Intermediates Business

During the financial year under report, the APIs and Intermediates business recorded sales of ₹ 1395.74 Crores as against ₹ 1265.84 Crores in the previous financial year. Nearly 75% of the APIs and Intermediates business is from exports.

The Company exports its APIs across the globe. Most of the international customers of the Company are end user formulations manufacturers including several multinational companies.

Your Company continue to commercialize new APIs for the global market.

h. Intellectual Property Protection

The Company has created intellectual property management group within the Research and Development centers to deal with management and protection of intellectual property. The Company has filed many patent applications till date in India, USA and other countries. These applications relate to novel and innovative manufacturing processes for the manufacture of APIs and pharmaceutical formulations.

i. Internal Control Systems and its adequacy

The Company has adequate internal control systems including suitable monitoring procedures commensurate with its size and the nature of the business. The internal control systems provide for all documented policies, guidelines, authorization and approval procedures. The Company has an internal audit department which carries out audits throughout the year. The statutory auditors while conducting the statutory audit, review and evaluate the internal controls and their observations are discussed with the Audit committee of the Board.

j. Human Resources

The human resource plays a vital role in the growth and success of an organization. The Company has maintained cordial and harmonious relations with employees across various locations.

During the year under review, various training and development workshops were conducted to improve the competency level of employees with an objective to improve the operational performance of individuals. The Company has built a competent team to handle challenging assignments. The Company strives to enhance the technical, work related and general skills of employees through dedicated training programs on a continuous basis.

The Company has 18,667 permanent employees (including 1,035 overseas employees) as on 31st March, 2026. Out of this, 10,308 employees are engaged in the marketing and distribution activities.

k. Cautionary Statement

Certain statement in the management discussion and analysis may be forward looking within the meaning of applicable securities law and regulations and actual results may differ materially from those expressed or implied. Factors that would make differences to Company's operations include competition, price realization, currency fluctuations, regulatory issues, changes in government policies and regulations, tax regimes, economic development within India and the countries in which the Company conducts business and other incidental factors.

MATERIAL CHANGES AND COMMITMENTS AFTER THE END OF THE FINANCIAL YEAR

No material changes or commitments affecting the financial position of the Company have occurred between the end of the financial year to which the financial statements in this report relate and the date of this report.

SHARE CAPITAL

The paid-up share capital of the Company as at 31st March, 2026 was 25,37,04,218 equity shares of ₹ 1/- each aggregating to ₹ 25.37 Crores.

SUBSIDIARY, JOINT VENTURE AND ASSOCIATE COMPANIES

During the financial year, in order to eliminate the compliance cost of maintaining a subsidiary not doing any business, Ipca Pharmaceuticals Inc, USA sold its entire shareholding in Bayshore Pharmaceuticals LLC, USA (Bayshore), its wholly owned subsidiary. In view of this, Bayshore has ceased to be a subsidiary of the Company.

During the year under report, the Company has incorporated a wholly owned subsidiary by the name "Ipca Pharmaceuticals GmbH" in the Federal Republic of Germany, inter-alia, to hold product registrations, participate in the institutional and other business and undertake distribution of generic formulations in the said country.

There has been no material change in the nature of the business of the subsidiaries during the financial year under report.

Except Unichem Laboratories Ltd., India and Unichem Pharmaceuticals USA Inc, the Company has no other subsidiary which can be considered as material within the meaning Regulation 16 of SEBI (Listing Obligations and Disclosure Requirements) Regulations, 2015.

In accordance with the provisions of Section 136(1) of the Companies Act, 2013, the following have been placed on the website of the Company www.ipca.com.

- a) Annual Report of the Company containing therein its standalone and the consolidated financial statements; and
- b) Audited annual accounts of each of the subsidiary companies.

As required, the financial data of the subsidiaries, joint venture and associate companies is furnished in the prescribed Form AOC-1 as an Annexure to the consolidated financial statements.

Pursuant to the provisions of Section 129(3) of the Companies Act, 2013, the consolidated financial statements of the Company are attached.

MANUFACTURING FACILITIES

New manufacturing facilities

- a. The new green field Drug Intermediates / Active Pharmaceuticals Ingredients (APIs) manufacturing facility set up by the Company at Village Hingni, District – Wardha, Maharashtra with a capital outlay of ₹182 crores has commenced commercial production in February 2026.
- b. In order to take care of growing domestic and rest of the world formulations business, the Company is in the process of setting up a new green field formulations manufacturing unit at Dewas, Madhya Pradesh at a capital outlay of about ₹ 275 crores. This manufacturing facility is expected to commence trial production in the current financial year.
- c. The Company has set-up a new green field Monoclonal Anti-bodies (mAbs) manufacturing facility at Pithampur, Madhya Pradesh at a capital outlay of about ₹ 250 crores. This manufacturing unit is expected to commence production of batches for clinical studies and regulatory approvals in the current financial year. Six mAbs candidates of the Company are currently in the various stages of development.
- d. The Company's wholly owned step down subsidiary Pishgah Laboratories inc., USA is in the process of setting up a new green field liquid injectables and oral liquids manufacturing facility at Pishgah Forest, NC USA at a capital outlay of about US \$ 22 millions. This manufacturing unit is expected to commence trial production in the current financial year.

Manufacturing facilities sold/closed down

As part of the Company's operational strategy and to reduce number of manufacturing units and in order to minimize operational and other costs, during the financial year under report :

- a) The Company has sold and transferred its formulations manufacturing facility situated at T-139, MIDC, Tarapur, Maharashtra, along with all rights, title and interest in the leasehold land, factory buildings, assets and liabilities, employees, etc. with respect to the said manufacturing facility on a slump sale basis.
- b) The Company has also sold and transferred its drug intermediates and active pharmaceutical ingredients (APIs) manufacturing facility situated at GIDC Industrial Estate, Ankaleshwar, Gujarat along with all rights, title and interest in the leasehold land, factory buildings, assets & liabilities, employees, etc. with respect to the said manufacturing facility on a slump sale basis.

RESEARCH & DEVELOPMENT (R&D)

The Company has always considered Research and Development (R&D) as crucial for the sustained growth of the Company. In the recent years, the Company has stepped-up investments in R&D to keep pace with the changing domestic and global scenario.

The Company has R&D centers at Mumbai, Ratlam, Athal (Silvassa) and Ranu (Vadodara) which are duly recognized by the Government of India, Ministry of Science and Technology, Department of Scientific & Industrial Research (DSIR).

The R&D expenditure of the Company during the financial year was ₹ 246.09 Crores (3.37% of the turnover) as against ₹ 207.08 Crores (3.12% of the turnover) in the previous year.

With qualified and experienced research scientists and engineers manning the research and development activities, the Company has focused its thrust on new and innovative process and product development for the manufacture of APIs with non-infringing processes. Apart from development of new dosage forms and drug delivery systems, improvement in processes and yield as well as cost reduction are also focus areas.

DIVIDEND

Your directors are pleased to recommend a equity dividend of ₹ 6/- per equity share of Re. 1 each (600%) for the financial year under report.

The total dividend amounting to ₹ 152.22 Crores, if approved at the ensuing Annual General Meeting, will be appropriated out of the profits for the year.

The total dividend recommended for the financial year under report is in line with the Company's dividend distribution policy which is placed on the Company's website www.ipca.com.

INVESTORS EDUCATION AND PROTECTION FUND (IEPF)

The Company has transferred to the Investors Education and Protection Fund (IEPF) all the unpaid dividend amounts required to be so transferred on or before the due date(s) for such transfer. The Company has also transferred to IEPF, such of the Company's equity shares in respect of which the dividend declared has not been paid or claimed for seven consecutive years.

The details of the unpaid / unclaimed dividends for the last seven financial years are available on the website of the Company www.ipca.com.

The Company has appointed its Company Secretary as the nodal officer under the provisions of IEPF.

DIRECTORS

Mr. Ajit Kumar Jain and Mr. Pranay Godha retire by rotation at the ensuing Annual General Meeting and, being eligible, offer themselves for re-appointment.

Mr. Kamal Kishore Seth was re-appointed as an Independent Director of the Company for a second term of five consecutive years from 29th March, 2024 and till 28th March, 2029 through postal ballot on 28th March, 2024. The Board has appointed Mr. Kamal Kishore Seth as the Lead Independent Director.

Dr. Narendra Mairpady was appointed as an Independent Director of the Company for a term of five consecutive years from 20th October, 2022 till 19th October, 2027 through postal ballot on 4th December, 2022.

Dr. (Ms.) Swati Patankar was appointed as an Independent Director of the Company for a term of five consecutive years from 14th February, 2024 till 13th February, 2029 through postal ballot on 28th March, 2024.

Mr. Vivek Keshav Shiralkar was appointed as an Independent Director of the Company for a term of five consecutive years from 29th May, 2024 till 28th May, 2029. The shareholders have approved his appointment as an Independent Director at the 74th Annual General Meeting of the Company held on 13th August, 2024.

At the meeting of the Board of Directors of the Company held on 29th May, 2026 and as recommended by the Nomination and Remuneration Committee, Mr. Prashant Godha is re-appointed as the Executive Director of the Company for a further period of five years with effect from 16th August, 2026. This re-appointment is subject to the approval of the shareholders at the ensuing Annual General Meeting.

Mr. Kamal Kishore Seth, Dr. Narendra Mairpady, Dr. (Ms) Swati Patankar and Mr. Vivek Shiralkar who are independent directors, have submitted declaration that each of them meets the criteria of independence as provided in the Companies Act, 2013 and SEBI (LODR) Regulations and there has been no change in the circumstances which may affect their status as independent directors during the year.

None of the directors of the Company are debarred from holding the office of Director by virtue of any SEBI order or order by any other competent authority.

In the opinion of the Board, the independent directors possess appropriate balance of skills, experience and knowledge, as required.

A brief note on Directors retiring by rotation and eligible for re-appointment is furnished in the Report on Corporate Governance annexed herewith.

KEY MANAGERIAL PERSONNEL

During the financial year under report, the following persons continue to be the Key Managerial Personnel of the Company:

Mr. Premchand Godha	-	Executive Chairman
Mr. Ajit Kumar Jain	-	Managing Director / CFO
Mr. Pranay Godha	-	Managing Director/CEO
Mr. Prashant Godha	-	Executive Director
Mr. Harish P. Kamath	-	Corporate Counsel & Company Secretary

There was no change in the Key Managerial Personnel during the financial year under report.

POLICY ON DIRECTORS' APPOINTMENT AND REMUNERATION AND OTHER DETAILS

The Nomination and Remuneration Committee has laid down the criteria for Directors' appointment and remuneration including criteria for determining qualification, positive attributes and independence of a Director. The following attributes/criteria for selection have been laid by the Board on the recommendation of the Committee:

- the candidate should possess the positive attributes such as leadership, entrepreneurship, business advisor or such other attributes which in the opinion of the Committee are in the interest of the Company;
- the candidate should be free from any disqualification as provided under Sections 164 and 167 of the Companies Act, 2013;
- the candidate should meet the conditions of being independent as stipulated under the Companies Act, 2013 and SEBI (Listing Obligations and Disclosure Requirements) Regulations, 2015, in case of appointment as an independent director; and
- the candidate should possess appropriate educational qualification, skills, experience and knowledge in one or more fields of finance, law, management, sales, marketing, administration, research, corporate governance, technical operations, infrastructure, medical, social service, professional teaching or such other areas or disciplines which are relevant for the Company's business.

BOARD EVALUATION

The Nomination and Remuneration Committee lays down the criteria for performance evaluation of independent directors, Board of Directors and Committees of the Board. The criteria for performance evaluation is based on the various parameters like attendance and participation at meetings of the Board and Committees thereof, contribution to strategic decision making, review of risk assessment and risk mitigation, review of financial statements, business performance and contribution to the enhancement of brand image of the Company.

The Board has carried out evaluation of its own performance as well as that of the Committees of the Board and all the Directors.

The annual evaluation was carried out in the following manner:

Sr. No.	Performance evaluation of	Performance evaluation performed by
1.	Board and individual directors	Board after seeking inputs from all directors
2.	Board Committees	Board seeking inputs from all committee members
3.	Individual Directors	Nomination and Remuneration committee
4.	Non-independent directors, Board as a whole and the Chairman	Separate meeting of independent directors after taking views from executive directors
5.	Board, its Committees and individual Directors	At the board meeting held after the meeting of the independent directors based on evaluation carried out as above.

PROFICIENCY OF DIRECTORS

All the independent directors of the Company have registered their names in the database maintained by the Indian Institute of Corporate Affairs, Manesar, Haryana. Those of the independent directors who are not otherwise exempted have appeared and passed the common proficiency test conducted by the said institute within the prescribed time.

REMUNERATION POLICY

The objective and broad framework of the Company's Remuneration Policy is to consider and determine the remuneration based on the fundamental principles of payment for performance, for potential and for growth. The Remuneration Policy reflects on certain guiding principles of the Company such as aligning remuneration with the longer term interests of the Company and its shareholders, promoting a culture of meritocracy and creating a linkage to corporate and individual performance and emphasizing on line expertise and market competitiveness so as to attract the best talent. It also ensures the effective recognition of performance and encourages a focus on achieving superior operational results. The Nomination and Remuneration Committee recommends the remuneration of Directors and Key and Senior Managerial Personnel which is approved by the Board of Directors, subject to the approval of shareholders, where necessary. The level and composition of remuneration shall be reasonable and sufficient to attract, retain and motivate the directors, key and senior managerial personnel and other employees of the quality required to run the Company successfully. The relationship of remuneration to performance should be clear and meet appropriate performance benchmarks. The remuneration to directors, key managerial personnel and senior management personnel should also involve a balance between fixed and incentive pay reflecting short and long term performance objectives appropriate to the working of the Company and its goals. The Remuneration Policy is placed on the Company's website www.ipca.com.

Information about elements of remuneration package of individual directors is provided in the Annual Return as provided under Section 92(3) of the Companies Act, 2013 which is placed on the website of the Company.

FAMILIARISATION PROGRAM FOR INDEPENDENT DIRECTORS

Details of the familiarization programs for independent directors are disclosed on the website of the Company www.ipca.com.

MEETINGS OF THE BOARD AND COMMITTEES THEREOF

This information has been furnished under Report on Corporate Governance, which is annexed.

DIRECTORS' RESPONSIBILITY STATEMENT

Your Directors confirm:

- i) that in the preparation of the annual accounts, the applicable accounting standards have been followed along with proper explanation relating to material departures;
- ii) that your Directors have selected such accounting policies and applied them consistently and made judgments and estimates that are reasonable and prudent so as to give a true and fair view of the state of affairs of the Company at the end of the financial year 31st March, 2026 and of the profit of the Company for the financial year;
- iii) that your Directors have taken proper and sufficient care for the maintenance of adequate accounting records in accordance with the provisions of the Act for safeguarding the assets of the Company and for preventing and detecting fraud and other irregularities;
- iv) that your Directors have prepared the annual accounts on a going concern basis;
- v) that your Directors have laid down internal financial controls to be followed by the Company and that such internal financial controls are adequate and were operating effectively; and
- vi) that your Directors have devised proper systems to ensure compliance with the provisions of all applicable laws and that such systems were adequate and operating effectively.

CORPORATE GOVERNANCE

As per the requirement of SEBI (Listing Obligations and Disclosure Requirements) Regulations, 2015, the Company has complied with the requirements of Corporate Governance in all material aspects.

A report on Corporate Governance (Annexure 1) together with a certificate of its compliance from a Practising Company Secretary, forms part of this report.

FIXED DEPOSITS

During the year under review, the Company has not accepted any fixed deposits and as such no amount of principal or interest on deposits from public was outstanding as on the date of the balance sheet.

AUDIT COMMITTEE

Details of the Audit Committee along with its constitution and other details are provided in the Report on Corporate Governance.

AUDITORS, AUDIT REPORT AND AUDITED ACCOUNTS

M/s. N V C & Associates LLP, Chartered Accountants, Firm Registration No. 106971W / W101085 were appointed as the Statutory Auditors to carry out statutory audit of the Company for a period of 5 (five) years from the conclusion of the 72nd AGM of the Company and till the conclusion of the 77th AGM of the Company in the year 2027.

The Auditors' Report read with the notes to the accounts referred to therein are self-explanatory and therefore, do not call for any further comments. There are no qualifications, reservations or adverse remarks made by the Auditors.

COST AUDIT

Pursuant to the provisions of Section 148 of the Companies Act, 2013, M/s. ABK & Associates, Cost Accountants (Firm Registration No. 000036) were appointed as the Cost Auditors to conduct audit of cost records of the Company for the financial year 2025-26.

The Cost Audit Report for the financial year 2024-25, which was due to be filed with the Ministry of Corporate Affairs by 9th September, 2025 was filed on 8th September, 2025.

The Company has maintained the cost accounts and cost records as specified by the Central Government under sub-section (1) of Section 148 of the Companies Act, 2013.

SECRETARIAL AUDIT

Pursuant to the provisions of Section 204 and other applicable provisions, if any, of the Companies Act, 2013, M/s. Parikh & Associates, Practising Company Secretaries were appointed as the Secretarial Auditors for auditing the secretarial records maintained by the Company for a period of 5 (five) years from 1st April 2025.

The Secretarial Auditors' Report is annexed hereto. There are no qualifications, reservations or adverse remarks made by the Secretarial Auditors.

CORPORATE SOCIAL RESPONSIBILITY (CSR)

The Company is committed to good corporate citizenship. As a part of its corporate social responsibility, the Company continues to undertake a range of activities including healthcare and education to improve living conditions of the needy people. The CSR policy of the Company is placed on the website of the Company (<https://www.ipca.com/wp-content/pdf/corporate-policy/2023/corporate-social-responsibility-policy.pdf>).

During the year under report, the Company has also supported healthcare and educational projects undertaken by charitable institutions and organizations.

In accordance with the provisions of Section 135 of the Companies Act, 2013, an abstract on Company's CSR activities is furnished as Annexure 2 to this report.

SAFETY, ENVIRONMENT AND HEALTH

The Company considers safety, environment and health as the management responsibility. Regular employee training programmes are carried out in the manufacturing facilities on safety, environment and health.

PARTICULARS OF LOANS, GUARANTEES AND INVESTMENTS

The Company has not given any loans or guarantees or made any investments in contravention of the provisions of the Section 186 of the Companies Act, 2013. The details of the loans and guarantees given and investments made by the Company are provided in the notes to the financial statements.

RELATED PARTY TRANSACTIONS

All related party transactions that were entered into during the financial year were on arm's length basis and were in the ordinary course of Company's business. The Company has not entered into any contract, arrangement or transaction with any related party which could be considered as material as defined under SEBI (Listing Obligations and Disclosure Requirements) Regulations, 2015.

The Board has approved a policy for related party transactions which has been uploaded on the website of the Company (https://www.ipca.com/wp-content/pdf/corporate-policy/Policy_on_Related_Party_Transactions.pdf).

All the related party transactions are placed before the Audit Committee as well as the Board for approval on a quarterly basis. Omnibus approval was also obtained from the Audit Committee and the Board on an annual basis for repetitive transactions.

Related party transactions under Indian Accounting Standard – Ind AS 24 are disclosed in the notes to the financial statements. Prescribed Form No. AOC-2 pursuant to clause (h) of sub-section (3) of Section 134 of the Act and Rule 8(2) of the Companies (Accounts) Rules, 2014 is furnished as Annexure 3 to this report.

EMPLOYEES

Pursuant to the provisions of Section 197 of the Companies Act, 2013 read with Rule 5 of the Companies (Appointment and Remuneration of Managerial Personnel) Rules, 2014, a statement showing the names and other particulars of the employees drawing remuneration and other details as set out in the said Rules is furnished under Annexure 4 to this report.

However, having regard to the provisions of the first proviso to Section 136(1) of the Act and as advised, the Annual Report excluding the aforesaid information is being sent to the members of the Company. The said information is available for inspection at the registered office of the Company during working hours excluding Saturdays and any member interested in obtaining such information may write to the Company Secretary and the same will be furnished on request.

CODE OF CONDUCT

The Board has laid down a code of conduct for board members and senior management personnel of the Company. The code incorporates the duties of independent directors as laid down in the Companies Act, 2013. The said code of conduct is posted on Company's website www.ipca.com. The Board members and senior management personnel have affirmed compliance with the said code of conduct. A declaration in this regard signed by the Managing Director / CEO is given at the end of the Corporate Governance Report.

WHISTLE BLOWER POLICY / VIGIL MECHANISM

There is a Whistle Blower Policy in the Company and that no personnel have been denied access to the Chairman of the Audit Committee. The policy provides for adequate safeguards against victimization of persons who use vigil mechanism. The Whistle Blower Policy is posted on the website of the Company www.ipca.com.

PREVENTION OF INSIDER TRADING

The Company has also adopted a code of conduct for prevention of insider trading. All the Directors, senior management employees and other employees who have access to the unpublished price sensitive information of the Company are governed by this code. During the year under Report, there has been due compliance with the said code of conduct for prevention of insider trading.

The Board has adopted a revised Code of Prevention of Insider Trading based on the SEBI (Prohibition of Insider Trading) Regulations, 2015. The same has been placed on the website of the Company www.ipca.com.

CONSTITUTION OF COMMITTEE UNDER SEXUAL HARRASSMENT OF WOMEN AT WORKPLACE (PREVENTION, PROHIBITION AND REDRESSAL) ACT, 2013

The Company has adopted a policy in line with the requirements of Prevention of Sexual Harassment of Women at the Workplace and a Committee has been set-up to redress sexual harassment complaints received. The necessary annual report has been submitted to the competent authority in this regard.

BUSINESS RISK MANAGEMENT

Pursuant to the provisions of Section 134 of the Companies Act, 2013, the Company has constituted a Risk Management Committee. The details of the Committee and its terms of reference are provided in the Report on Corporate Governance, which is annexed.

SIGNIFICANT AND MATERIAL ORDERS PASSED BY THE REGULATORS OR COURTS

There are no significant or material orders passed by any regulator, tribunal or court that would impact the going concern status of the Company and its future operations.

CONSERVATION OF ENERGY, TECHNOLOGY ABSORPTION AND FOREIGN EXCHANGE EARNINGS AND OUTGO

In accordance with the requirements of Section 134 of the Companies Act, 2013, statement showing particulars with respect to conservation of energy, technology absorption and foreign exchange earnings and outgo is furnished as Annexure 5 to this report.

ANNUAL RETURN

In accordance with the requirements of Section 92 (3) of the Companies Act, 2013 and rule 12 (1) of the Companies (Management and Administration) Rules, 2014, a copy of Annual Return in Form MGT-7 is placed on the Company's website www.ipca.com (weblink : <https://www.ipca.com/investors-extract-of-annual-return/>).

BUSINESS RESPONSIBILITY AND SUSTAINABILITY REPORT (BRSR)

The Business Responsibility and Sustainability Report of the Company for the financial year ended 31st March, 2026 forms part of this Report. The same is also uploaded on the Company's website www.ipca.com as a part of the Annual Report.

SECRETARIAL STANDARDS

The Company has complied with all the applicable Secretarial Standards issued by the Institute of Company Secretaries of India.

ACKNOWLEDGEMENTS

Your Directors place on record their appreciation for the continued co-operation and support extended to the Company by the bankers and financial institutions. Your Directors also thank the medical profession, the trade and consumers for their patronage of the Company's products. Your Directors also place on record their profound admiration and sincere appreciation of the continued hard work put in by employees at all levels.

For and on behalf of the Board

Mumbai
29th May, 2026

Premchand Godha
Executive Chairman

ANNEXURE 1

REPORT ON CORPORATE GOVERNANCE

Pursuant to SEBI (Listing Obligations and Disclosure Requirements) Regulations, 2015, given below is a report on the Corporate Governance in the Company:

1. Company's philosophy on Code of Corporate Governance is to ensure :

- i) that the Board and top management of the Company are fully apprised of the affairs of the Company that is aimed at assisting them in the efficient conduct of the Company's business so as to meet Company's obligation to the stakeholders.
- ii) that the Board exercises its fiduciary responsibilities towards shareholders and creditors so as to ensure high accountability.
- iii) that all disclosure of information to present and potential investors are maximised.
- iv) that the decision making process in the organisation is transparent and are backed by documentary evidences.
- v) that the Company is in compliance with the requirements stipulated under SEBI (Listing Obligations and Disclosure Requirements) Regulations, with regard to Corporate Governance.

2. Board of Directors

a) Composition and Category of directors

The present strength of the Board of Directors of the Company is eight directors of which one is promoter Executive Chairman, one professional non-promoter Managing Director/CFO, one promoter Managing Director/CEO and one promoter Executive Director and four non-executive independent directors including one women director comprising of at least one half of the total strength of the Board with independent judgment in the deliberation and decision of the Board. The Chairman of the Board is an Executive and Promoter Director.

b) Details of attendance of each director at the meeting of the board of directors and the last annual general meeting and shareholding held by them in the Company

Name of the Director	Category	No. of board meetings		Attendance at last AGM (11.08.2025)	No. of Equity shares held in the Company*
		Held	Attended		
Mr. Premchand Godha (DIN 00012691)	Executive Chairman, Promoter Director	7	7	Yes	58,14,680
Mr. Ajit Kumar Jain (DIN 00012657)	Managing Director/ CFO, Professional, Non-Promoter Director	7	7	Yes	42,000
Mr. Pranay Godha (DIN 00016525)	Managing Director/CEO, Promoter Director	7	7	Yes	17,00,990
Mr. Prashant Godha (DIN 00012759)	Executive Director, Promoter Director	7	6	Yes	15,68,644
Mr. Kamal Kishore Seth (DIN 00194986)	Non-Executive, Independent Director	7	7	Yes	1,700
Dr. Narendra Mairpady (DIN 00536905)	Non-Executive, Independent Director	7	7	Yes	Nil
Dr. (Ms) Swati Patankar (DIN 06594600)	Non-Executive, Independent Director	7	6	Yes	Nil
Mr. Vivek Shiralkar (DIN 00340316)	Non-Executive, Independent Director	7	7	Yes	200

*The above shareholding as at 31st March, 2026 is in respect of shares which are held by Directors as a first holder and in which shares they have beneficial interest.

c) **Number of other companies in which Director is a Director and committees in which the Director is Member or Chairperson**

Name of Director	No. of other companies in which Director (including private and Section 8 companies)	No. of Committees in which Member (other than Ipca)	No. of Committees of which Chairman (other than Ipca)
Mr. Premchand Godha	3	Nil	Nil
Mr. Ajit Kumar Jain	1	Nil	Nil
Mr. Pranay Godha	3	1	Nil
Mr. Prashant Godha	7	Nil	Nil
Mr. Kamal Kishore Seth	3	Nil	1
Dr. Narendra Mairpady	8	3	2
Dr. (Ms.) Swati Patankar	1	2	Nil
Mr. Vivek Shiralkar	2	Nil	Nil

Note: Directorship held by Directors mentioned above does not include Directorship of foreign companies.

Chairmanship and Membership of Audit Committee and Stakeholders Relationship Committee of only public limited companies are considered.

Name of the Director	Member of the Board of Directors of Listed Company	Committees in which Chairman / Member	Category of Directorship	Retired / Resigned as a Director from a listed company in the past 3 years
Mr. Pranay Godha	Unichem Laboratories Ltd.	• Stakeholders Relationship Committee (Member)	Non-Executive, Non-Independent	None
Mr. Prashant Godha	Makers Laboratories Ltd.	• None	Non-Executive, Non-Independent	None
	Lyka Labs Ltd.	• Nomination & Remuneration Committee (Member)	Non-Executive, Non-Independent	
	Resonance Specialties Ltd.	• Nomination & Remuneration Committee (Member) • Corporate Social Responsibility Committee (Member)	Non-Executive, Non-Independent	
Mr. Kamal Kishore Seth	Gufic Biosciences Ltd.	• Audit Committee (Chairman)	Independent Director	None
Dr. Narendra Mairpady	Kesar Enterprises Ltd.	• Audit Committee (Member) • Nomination & Remuneration Committee (Member)	Independent Director	<ul style="list-style-type: none"> • Synoptics Technologies Ltd. • Adani Enterprises Ltd. • Fibre Foils Ltd. • Mahindra First Choice Wheels Ltd. • Mahindra Rural Housing Finance Ltd.
	Equipp Social Impact Technologies Ltd. (Chairman)	• Nomination & Remuneration Committee (Member)	Independent Director	
	Man Industries (India) Ltd.	• None	Independent Director	
	Viswaat Chemicals Ltd.	• Audit Committee (Chairman)	Independent Director	
	Satwik Green Energy Ltd.	• Audit Committee (Member) • Nomination & Remuneration Committee (Member)	Independent Director	
	Satwik Solar Industries Private Ltd.	• Audit Committee (Member)	Independent Director	

Name of the Director	Member of the Board of Directors of Listed Company	Committees in which Chairman / Member	Category of Directorship	Retired / Resigned as a Director from a listed company in the past 3 years
Dr. (Ms.) Swati Patankar	M/s. Unichem Laboratories Ltd.	<ul style="list-style-type: none"> Audit Committee (Member), Nomination & Remuneration Committee (Member) Stakeholders Relationship Committee (Member) 	Independent Director	None
Mr. Vivek Shiralkar	Kewal Kiran Clothing Ltd.	<ul style="list-style-type: none"> Nomination and Remuneration Committee (Member) 	Independent Director	None

None of the other Directors of the Company are on Board of Directors of any other listed company.

None of the Directors on the Board is a Member of more than ten (10) Committees and Chairperson of more than five (5) Committees [Committees being Audit Committee and Stakeholders Relationship Committee as per Regulation 26(1) of the SEBI Listing Regulations] across all the public companies in which he/she is a Director.

None of the Directors hold office in more than ten (10) public limited companies as prescribed under Section 165(1) of the Act. No Director holds Directorships in more than seven (7) listed companies. None of the Non-Executive Director is an Independent Director in more than seven (7) listed companies as required under the SEBI Listing Regulations. Further, the Managing Director & CEO does not serve as an Independent Director in any listed company.

Every Director informs the Company about the Committee positions he or she occupies in the other entities and any changes in them as and when they take place.

d) Number of meetings of the board of directors held during the financial year 2025-26 and dates on which held

7 (Seven) board meetings were held during the financial year 2025-26. The dates on which the said meetings were held are as follows:

29 th May, 2025	11 th August, 2025
17 th October, 2025	13 th November, 2025
13 th January, 2026	13 th February, 2026
27 th March, 2026	

The last Annual General Meeting of the Company was held on 11th August, 2025.

The information required under Regulation 17(7) read with Part A of Schedule II to the SEBI Listing Regulations which is required to be placed is before the Board. The Directors are also kept informed of major events.

e) Disclosure of relationships between directors inter-se

Mr. Premchand Godha, Executive Chairman, Mr. Pranay Godha, Managing Director / CEO and Mr. Prashant Godha, Executive Director are related to each other. None of the other Directors are related to each other.

f) Number of shares and convertible instruments held by Non-Executive Directors

The information about number of shares held by Non-Executive Directors in the Company is given in the table above. None of the Directors currently hold any convertible instruments of the Company.

g) Web link where details of familiarisation programmes imparted to independent directors is disclosed

The Company has conducted familiarisation programmes for the Independent Directors with regards to their role, rights and responsibilities as Independent Directors. The Independent Directors are also regularly briefed on the nature of the pharmaceutical industry and the Company's business model. The familiarisation programs have been uploaded on the website of the Company at <https://www.ipca.com/wp-content/pdf/familiarisation-programmes-imparted-to-independent-directors-2025-26.pdf>.

h) A chart or a matrix setting out the skills/expertise/competence of the board of directors

The Board considers that the following core skills / expertise / competence of the Board of Directors are required in the context of its business and its sector for it to function effectively: Research & development, technical, manufacturing, marketing, commercial, regulatory, finance, legal and general management.

In the opinion of the Board, these skills / expertise / competence are actually available with its Board of Directors.

Skills / Expertise / Competence of the Board of Directors are required in the context of business of the Company	Names of the Directors who have such skills / expertise / competence
Research & Development	Mr. Premchand Godha Mr. A. K. Jain Mr. Pranay Godha Dr. (Ms.) Swati Patankar
Technical	Mr. Pranay Godha Dr. (Ms.) Swati Patankar
Manufacturing & Marketing	Mr. Premchand Godha Mr. A. K. Jain Mr. Pranay Godha Mr. Prashant Godha
Commercial	Mr. Premchand Godha Mr. Prashant Godha Mr. A. K. Jain Mr. Kamal Kishore Seth Dr. Narendra Mairpady Mr. Vivek Shiralkar
Regulatory	Mr. Pranay Godha Dr. (Ms.) Swati Patankar
Finance	Mr. Premchand Godha Mr. A. K. Jain Mr. Pranay Godha Mr. Prashant Godha Mr. Kamal Kishore Seth Dr. Narendra Mairpady Mr. Vivek Shiralkar
Legal And General Management	Mr. Premchand Godha Mr. A. K. Jain Mr. Pranay Godha Mr. Prashant Godha Mr. Kamal Kishore Seth Dr. Narendra Mairpady Mr. Vivek Shiralkar

i) Confirmation that in the opinion of the board, the independent directors fulfill the conditions specified in these regulations and are independent of the management

It is confirmed that in the opinion of the Board, the Independent Directors fulfill the conditions specified in SEBI (Listing Obligations and Disclosure Requirements) Regulations, 2015 and are independent of the management.

j) Detailed reasons for the resignation of any independent director who resigns before the expiry of his tenure along with a confirmation by such director that there are no other material reasons other than those provided

During the financial year under report, none of the Independent Directors have resigned from the Board of Directors of the Company.

3. Audit Committee

a) Brief description of terms of reference

The terms of reference to Audit Committee, inter-alia, covers all the matters specified under Section 177 of the Companies Act, 2013 and also all the matters listed under Part C of Schedule II of SEBI (Listing Obligations and Disclosure Requirements) Regulations such as oversight of the Company's financial reporting process; recommending the appointment/re-appointment, remuneration and terms of appointment of statutory auditors; review and monitor the Auditors independence and performance and effectiveness of audit process; approval of transactions with related parties; sanctioning of loans and investments; evaluation of internal financial control and risk management system; reviewing with the management annual financial statements and Auditors report thereon; quarterly financial statements and other matters as covered under role of Audit Committee in Schedule II of SEBI (Listing Obligations and Disclosure Requirements) Regulations. The Audit Committee has powers, inter-alia, to investigate any activity within its terms of reference and to seek information from any employee of the Company / Company's subsidiaries as well as seek outside legal and professional advice.

The Audit committee reviews all the information that is required to be mandatorily reviewed by it under the corporate governance.

b) Composition, name of members and chairperson

The Audit Committee of the Company currently comprises of Mr. Kamal Kishore Seth, Chairman of the Committee, Dr. Narendra Mairpady, Dr. (Ms.) Swati Patankar and Mr. Vivek Shiralkar all being Independent Directors with independent judgment in the deliberation and decisions of the Board as well as Audit Committee and Mr. Prashant Godha, Executive Director. All members of the Audit Committee have knowledge on financial matters and ability to read and understand financial statements.

Mr. Kamal Kishore Seth, Chairman of the Audit Committee is a Commerce and Law Graduate and also a Fellow Member of the Institute of Chartered Accountants of India. He is also a qualified Company Secretary from The Institute of Company Secretaries of India and holds diplomas in Managerial Accounting and Tax Management from The Jamnalal Bajaj Institute of Management Studies, Mumbai. Mr. Seth has over four decades of working experience in several multi-national companies like Wyeth Pharmaceuticals, Hindustan Unilever Ltd., Reliance Industries Ltd. and Reliance Infrastructure Ltd. in leadership positions in the functional areas of Finance, Planning, Commercial, Marketing, Risk Management, Business Management, Investment and General Management with profit centre responsibilities in multiple sectors including Drugs and Pharmaceuticals, Cosmetics, FMCG, Fibre & Petrochemicals, Energy, Infrastructure and Real Estate. Mr. Seth has travelled extensively and has a wide range of international exposure in dealing with Fortune 500 companies.

Mr. Ajit Kumar Jain, Managing Director in-charge of Finance/CFO and Mr. Pranay Godha, Managing Director/CEO along with Statutory Auditors, Cost Auditors and Mr. Ravi Jain, Asst. General Manager (Audit) who is the Internal Auditor of the Company are invitees to the meetings of the Audit Committee. Mr. Harish P. Kamath, Corporate Counsel and Company Secretary is the Secretary of this Committee.

c) Audit Committee meetings and the attendance during the financial year 2025-26

There were 5 (Five) meetings of the Audit Committee during the Financial Year 2025-26. The gap between two meetings did not exceed 120 days. The dates on which the said meetings were held are as follows:

29 th May, 2025	11 th August, 2025
13 th November, 2025	13 th January, 2026
13 th February, 2026	

The attendance of each member of the Audit Committee in the committee meetings is given below:

Name of the Member	No. of meetings held	No. of meetings attended
Mr. Kamal Kishore Seth	5	5
Mr. Prashant Godha	5	4
Dr. Narendra Mairpady	5	5
Dr. (Ms.) Swati Patankar	5	4
Mr. Vivek Shiralkar	5	5

The previous annual general meeting of the Company was held on 11th August, 2025 and was attended by Mr. Kamal Kishore Seth, the Chairman of the Audit committee.

4. Nomination and Remuneration Committee

The terms of reference to Nomination and Remuneration Committee, inter-alia, covers all the matters specified under Section 178 of the Companies Act, 2013 read with Regulation 19 of SEBI (LODR) Regulations, 2015 and also all the matters listed under Part D of Schedule II of SEBI (Listing Obligations and Disclosure Requirements) Regulations.

a) Brief description of terms of reference

- i. formulation of the criteria for determining qualifications, skills, knowledge and experience, positive attributes and independence of a director and recommend to the board of directors a policy relating to the remuneration of the directors, key managerial personnel, senior management personnel and other employees;
- ii. for every appointment of an independent Director, the Nomination and Remuneration Committee shall evaluate the balance of skills, knowledge and experience on the Board and on the basis of such evaluation, prepare the description of role and capabilities required of an Independent Director. The person recommended to the Board for appointment as Independent Director shall have the capabilities identified in such description;
- iii. formulation of criteria for evaluation of performance of independent directors and the board of directors;
- iv. devising a policy on diversity of board of directors;
- v. identifying persons who are qualified to become directors and persons who may be appointed in senior management in accordance with the criteria laid down and recommend to the board of directors their appointment, remuneration and removal;
- vi. whether to extend or continue the term of appointment of the independent directors, on the basis of the report of performance evaluation of independent directors;
- vii. administer and superintend the Company's Employees Stock Option Scheme (ESOS); and
- viii. recommend to the board remuneration payable to senior managerial personnel of the Company.

b) Composition, name of members and chairperson

The Company has a Nomination and Remuneration Committee of the Board which currently comprises of Dr. Narendra Mairpady (Chairman of the Committee), Mr. Kamal Kishore Seth, Dr. (Ms.) Swati Patankar and Mr. Vivek Shiralkar, all independent directors to function in the manner and to deal with the matters specified in the Part D of Schedule II of SEBI (Listing Obligations and Disclosure Requirements) Regulations and also to review the overall compensation structure and policies of the Company to attract, motivate and retain employees and to administer the Company's ESOS, if any.

The Nomination and Remuneration Committee has adopted the following policies which are displayed on the website of the Company:

- i. Formulation of the criteria relating to the remuneration of the directors, key managerial personnel and other employees (weblink https://www.ipca.com/wp-content/pdf/corporate-policy/Remuneration_Policy.pdf);
- ii. Performance criteria for evaluation of Independent Directors and the Board (weblink https://www.ipca.com/wp-content/pdf/corporate-policy/Evaluation_of_Directors.pdf);
- iii. Devising a policy on Board diversity (weblink https://www.ipca.com/wp-content/pdf/corporate-policy/Policy_on_Board_Diversity_of_the_Company.pdf);
- iv. Oversee the familiarization programs for directors (weblink <https://www.ipca.com/wp-content/pdf/familiarisation-programmes-imparted-to-independent-directors-2025-26.pdf>); and
- v. Identifying persons who are qualified to become directors and persons who may be appointed in senior management in accordance with the criteria laid down and recommend to the Board their appointment and removal (weblink https://www.ipca.com/wp-content/pdf/corporate-policy/Criteria_for_selection_of_Candidates_for_Senior_Management_and_Members_on_the_Board.pdf).

c) Meeting and attendance during the financial year 2025-26

There were 3 (Three) meetings of this Committee during the Financial Year 2025-26. The dates on which the said meetings were held are as follows:

29 th May, 2025	11 th August, 2025
13 th February, 2026	

The attendance of each member of the Nomination and Remuneration Committee in the committee meetings is given below:

Name of the Member	No. of meetings held	No. of meetings attended
Mr. Kamal Kishore Seth	3	3
Dr. Narendra Mairpady	3	3
Dr. (Ms.) Swati Patankar	3	2
Mr. Vivek Shiralkar	3	3

d) Performance evaluation criteria for independent directors

Performance criteria for evaluation of Independent Directors and the Board is displayed on the Company's website (weblink https://www.ipca.com/wp-content/pdf/corporate-policy/Evaluation_of_Directors.pdf).

5. Remuneration of Directors

a) All pecuniary relationship or transactions of the non-executive directors vis-à-vis the listed entity shall be disclosed in the annual report

During the financial year under report, the non-executive Directors had no pecuniary relationship or transactions with the Company.

b) Criteria of making payments to non-executive directors

The non-executive Directors are paid only sitting fees and re-imbursment of out of pocket expenses incurred for attending the meetings of the Board of Directors and Committees thereof.

Details of payments made to Non-Executive Directors in the Financial Year 2025-26 are as under:

Name of the Director	Sitting fees paid (₹)	Commission paid (₹)
Mr. Kamal Kishore Seth	14,50,000	Nil
Dr. Narendra Mairpady	11,50,000	Nil
Dr. (Ms.) Swati Patankar	9,50,000	Nil
Mr. Vivek Shiralkar	12,50,000	Nil

None of the Independent Directors have received any remuneration or commission from Company's holding or subsidiary companies except Dr. (Ms.) Swati Patankar, who has received sitting fees for attending the meetings of the Board of Directors and Committees thereof from M/s. Unichem Laboratories Ltd., a subsidiary company.

c) Disclosures with respect to remuneration paid / payable to Wholetime Directors for the financial year 2025-26

i. The details of the remuneration paid/payable to Executive Chairman, Managing Directors and Executive Director for the Financial Year 2025-26 is given below:

(₹)

Name of Director	Salary*	Benefits / Perquisites / Pension etc.*	Commission (performance linked)	Stock Options	Total
Mr. Premchand Godha (Executive Chairman)	5,04,00,000	2,36,51,079	7,56,00,000	Nil	14,96,51,079
Mr. Ajit Kumar Jain (Managing Director/CFO)	2,77,20,000	3,67,20,945	4,15,80,000	Nil	10,60,20,945
Mr. Pranay Godha (Managing Director/CEO)	2,44,80,000	2,60,67,512	4,89,60,000	Nil	9,95,07,512
Mr. Prashant Godha (Executive Director)	1,80,00,000	1,78,84,778	3,60,00,000	Nil	7,18,84,778

* Fixed Component

The remuneration paid to the Whole-time Directors are within the limits prescribed under the applicable provisions of the Companies Act, 2013 and under SEBI (LODR) Regulations.

- ii. Details of fixed component and performance linked incentives, along with the performance criteria

The required details are given in the table above.

- iii. Service contracts, notice period, severance fees

The appointment of Executive Chairman, Managing Directors and Executive Director is contractual and is generally for a period of 5 years. Either party is entitled to terminate agreement by giving not less than 60 days notice in writing, as the case may be, to the other party. There is no separate provision for payment of severance fee in the agreements signed by the Company with them.

- iv. Stock option details, if any and whether issued at a discount as well as the period over which accrued and over which exercisable

The Company currently has no Employees Stock Option Scheme.

6. Stakeholders Relationship Committee (SRC)

The terms of reference to SRC, inter-alia, covers all the matters specified under Section 178 of the Companies Act, 2013 read with Regulation 20 of SEBI (LODR) Regulations, 2015 and also all the matters listed under Part D of Schedule II of SEBI (Listing Obligations and Disclosure Requirements) Regulations.

a) Name of Non-Executive Director heading the committee

This Committee currently functions under the Chairmanship of Mr. Kamal Kishore Seth, non-executive Independent Director. Mr. Vivek Shiralkar, non-executive Independent Director, Mr. Premchand Godha, Executive Chairman and Mr. Ajit Kumar Jain, Managing Director are the other members of this committee. This Committee functions in the manner and deals with the matters specified in Part D of Schedule II of SEBI (Listing Obligations & Disclosure Requirements) Regulations, 2015. The committee monitors share transfers, transmissions and other shareholders related activities including redressal of investor grievances.

Details of share transfers / transmissions and other shareholders related activities including investor grievances and its redressal are also discussed regularly in the meetings of the Board of Directors of the Company.

Meetings held and attendance during the financial year 2025-26

There was 2 (two) meetings of this committee during the financial year 2025-26. The dates on which the said meetings were held is as follows:

29 th May, 2025	13 th February, 2026
----------------------------	---------------------------------

The attendance of each member of the Stakeholders Relationship Committee in the committee meeting is given below:

Name of the Member	No. of meetings held	No. of meetings attended
Mr. Kamal Kishore Seth	2	2
Mr. Vivek Shiralkar	2	2
Mr. Premchand Godha	2	2
Mr. Ajit Kumar Jain	2	2

Mr. Kamal Kishore Seth, the Chairman of the Committee attended the last Annual General Meeting of the Company held on 11th August, 2025.

b) Name and designation of Compliance officer

Mr. Harish P. Kamath, Corporate Counsel & Company Secretary is the Compliance Officer of the Company (E-mail : investors@ipca.com Contact : 022-62106050).

d) Number of shareholders' complaints received

During the year, the Company received 22 complaints from the shareholders, all of which are attended to.

e) Number not solved to the satisfaction of shareholders

The Company had no unattended request pending for transfer of its equity shares or any unattended complaints at the close of the financial year.

f) Number of pending complaints

Nil

7. Particulars of senior management including the changes therein since the close of previous financial year

The particulars of Senior Management Personnel (SMP) of the Company are as follows:

No.	Name	Designation	Particulars of change during the financial year
1.	Mr. Premchand Godha	Executive Chairman	-
2.	Mr. Ajit Kumar Jain	Managing Director/CFO	-
3.	Mr. Pranay Godha	Managing Director/CEO	-
4.	Mr. Prashant Godha	Executive Director	-
5.	Dr. Ashok Kumar	President - R&D (Chemicals)	-
6.	Dr. Anil Pareek	President - Medical Affairs & Clinical Research	-
7.	Mr. Sunil Ghai	President - Marketing	-
8.	Mr. Harish Kamath	Corporate Counsel & Company Secretary	-
9.	Mr. Pabitra Kumar Bhattacharya	President - Operations (API)	-
10.	Dr. Sanjay Kapadia	President - Corporate Quality Assurance	-
11.	Ms. Kavita Sehwhani	President - Generics	-
12.	Mr. Shashil Mendonsa	President - International Marketing	-
13.	Mr. Shailesh Laul	President - Operations (Formulations)	-
14.	Mr. Hitesh Maheshwari	President - R&D (Formulations)	-
15.	Mr. Saidutta Nanda	President – HR	-
16.	Dr. Nagaji Vekariya	President – API (R&D)	Appointed w.e.f 16.06.2025

8. General Body Meetings

a) Details of the location and time where the last three Annual General Meeting (AGM) and Extra-ordinary General Meeting (EGM) were held

AGM /EGM for the financial year ended	Day, Date & Time of AGM/EGM	Place of AGM/EGM	Special Resolutions proposed / passed
31-3-2025	Monday, 11 th August, 2025 at 3.30 p.m. (AGM)	Through Video Conferencing / Other Audio Visual Means (VC/OAVM)	<ul style="list-style-type: none"> Amendment to Memorandum of Association of the Company. Amendment to Articles of Association of the Company.
31-3-2024	Tuesday, 13 th August, 2024 at 3.30 p.m. (AGM)	Through Video Conferencing / Other Audio Visual Means (VC/OAVM)	<ul style="list-style-type: none"> Re-appointment of Mr. Ajit Kumar Jain (DIN 00012657) as Managing Director and remuneration payable to him. Appointment of Mr. Vivek Shiralkar (DIN 00340316) as an Independent Director of the Company for a period of five consecutive years from 29th May, 2024 to 28th May, 2029.
31-3-2023	Thursday, 10 th August, 2023 at 3.30 p.m. (AGM)	Through Video Conferencing / Other Audio Visual Means (VC/OAVM)	<ul style="list-style-type: none"> Approval to Ipca Laboratories Ltd. – Employees Stock Option Scheme 2023 (Ipca ESOS 2023) to eligible employees / Wholtime Directors of the Company Approval to Ipca Laboratories Ltd. – Employees Stock Option Scheme 2023 (Ipca ESOS 2023) to eligible employees / Wholtime Directors of holding / subsidiary companies.

All the resolutions including special resolutions (except resolutions pertaining to Employees Stock Option Scheme) as set out in the respective notices calling the AGM/EGM were passed by the shareholders.

There is no proposal to pass any special resolution through postal ballot at the ensuing Annual General Meeting.

b) Whether any special resolutions passed in the previous three annual general meetings

Details of special resolutions proposed / passed in the previous 3 Annual General Meetings are given in the table above.

c) Whether any special resolution proposed / passed last year through postal ballot

None

d) Person who conducted the postal ballot exercise

Not Applicable

e) Whether any special resolution is proposed to be conducted through postal ballot

No special resolution is currently proposed to be conducted through postal ballot.

f) Procedure for postal ballot

Not Applicable.

9. Means of communication

a) Quarterly / Annual Results	:	The results of the Company are submitted to the stock exchanges where the shares of the Company are listed and published in the Newspapers after the approval of the Board.
b) Newspapers wherein results normally published	:	Business Standard and Navshakti
c) Website, where displayed	:	www.ipca.com
d) Whether website also displays official news releases	:	Yes
e) Presentation made to institutional investors or to the analysts	:	The website www.ipca.com includes all the information on presentations made to the investors and analysts.

10. General Shareholders Information

a) AGM : Date, Time and Venue	:	Thursday, 13 th August, 2026 at 3.30 p.m. through video conferencing / other audio visual means (VC/OAVM). Plot No. 125, Kandivli Industrial Estate, Kandivli (West), Mumbai shall deemed to be the venue of the AGM.
b) Financial Year First quarter results Second quarter results Third quarter results Annual results	:	1 st April –31 st March second week of August* second week of November* second week of February* last week of May* * tentative
c) Dividend Payment dates	:	The board has recommended a dividend of ₹ 6/- per share (600 %) on equity share capital for the financial year 2025-26, which if sanctioned, will be paid on or before 9 th September, 2026.
Record Date	:	Friday, 7 th August, 2026
d) The name and address of each stock exchange(s) at which the Company's securities are listed and a confirmation about payment of annual listing fee to each of such stock exchange(s)	:	<ul style="list-style-type: none"> • BSE Ltd. (BSE) Phiroze Jeejeebhoy Towers Dalal Street, Mumbai 400 023 • The National Stock Exchange of India Ltd. (NSE). Exchange Plaza, Bandra-Kurla Complex, Bandra (E), Mumbai 400 051 Listing fees have been paid to both the stock exchanges for the financial year 2026-27 in April 2026.
e) Stock code – Physical and ISIN Number for NSDL and CDSL	:	524494 on BSE; IPCALAB on NSE INE 571A01038
Corporate Identity Number allotted by Ministry of Corporate Affairs	:	L24239MH1949PLC007837
f) Market price data: high, low during each month in last financial year	:	Please see Annexure 'A'
g) Stock performance in comparison to BSE Sensex	:	Please see Annexure 'B'

h) In case the securities are suspended from trading, the directors report shall explain the reason thereof	:	The securities of the Company are not suspended from trading by the Stock Exchanges.
i) Registrars and share transfer agents	:	MUFG Intime India Private Limited C-101, 247 Park, LBS Marg, Vikhroli (West) Mumbai – 400 083 Tel. No. (022) 4918 6000 Fax. No.(022) 4918 6060 Email:rnt.helpdesk@in.mpms.mufg.com
j) Share transfer system	:	In terms of Regulation 40 (1) of SEBI (LODR) Regulations, as amended from time to time, securities can be transferred only in dematerialised form with effect from April 1, 2019. The requests for effecting transfer/ transmission / transposition of securities shall not be processed unless the securities are held in dematerialized form. Transfer of shares in electronic form are effected through the depositories with no involvement of the Company. Members holding shares in physical form are requested to consider converting their shareholding to dematerialized form.
k) Distribution of shareholding/ shareholding pattern as on 31.3.2026	:	Please see Annexure 'C'
l) Dematerialisation of shares and liquidity	:	99.74% of the paid-up share capital has been dematerialised as on 31 st March, 2026.
m) Outstanding GDRs/ADRs/warrants/ convertible instruments, conversion date and likely impact on equity	:	The Company currently has no outstanding GDRs/ADRs/warrants/ convertible instruments, sweat equity or ESOS.
n) Commodity Price Risk or Foreign Exchange Risk and Hedging Activities	:	The Company is not materially exposed to commodity price risk. The Company also does not carry out any commodity hedging activities. i. Total Exposure of the Company to the Commodities : Nil ii. Exposure of the Company to various commodities : Nil iii. Commodity risks faced by the listed entity during the year and how they were managed: During the year under report, the Company did not face any material commodity risks, other than to some extent logistics issues and cost inflationary pressure. Since about half of the Company's income is by way of exports with major currency exposure being in US Dollars, Pound Sterling and Euros, the Company generally does currency hedging upto a maximum period of 18 months and upto the extent of 40% - 60% of its Net Foreign Exchange Earnings (NFE). The Company mostly keeps its borrowings in foreign currency exposure open and to that extent is exposed to the currency fluctuation risks.
o) Plant Locations	:	1. Sejavata, Ratlam, Madhya Pradesh. 2. Pologround, Indore, Madhya Pradesh. 3. SEZ Indore, Pithampur, Madhya Pradesh. 4. Sector III, Industrial Area, Pithampur, Madhya Pradesh. 5. Dewas, Madhya Pradesh 6. Gandhidham, Gujarat. 7. Nandesari, Gujarat. 8. Village Ranu, Tehsil Padra, District Vadodara, Gujarat. 9. Athal, Silvassa (D&NH). 10. Dandudyog Industrial Estate, Silvassa (D&NH). 11. Aurangabad, Maharashtra (Unit I & Unit II). 12. Mahad, Maharashtra. 13. Tarapur, District Palghar, Maharashtra. 14. Hingni, District Wardha, Maharashtra. 15. Dehradun, Uttarakhand. 16. Gom Block, Bharikhola, South Sikkim (Unit I & Unit II).

p) Address for Correspondence	:	Harish P Kamath Corporate Counsel & Company Secretary Ipca Laboratories Limited 125, Kandivli Industrial Estate Kandivli (W), Mumbai 400 067 Tel. No. (022) 6210 6050 E-mail : investors@ipca.com
q) List of all credit ratings obtained by the entity along with any revisions thereto during the relevant financial year, for all debt instruments of such entity or any fixed deposit programme or any scheme or proposal of the listed entity involving mobilization of funds, whether in India or abroad	:	India Ratings & Research (A Fitch Group Company) has reviewed and assigned the following ratings to Company's working capital limit, long term loan and commercial paper : <ul style="list-style-type: none"> • Fund / Non-Fund based working capital limit (INR 20150 Millions) - IND AA+ / Stable / IND A1+ • Long Term Loan (INR 3787.30 Millions) - IND AA+ / Stable • Commercial Paper (INR 2500 Millions) - IND A1+ • Commercial Paper (INR 500 Millions) - IND A1+
r) Share transfer and other communications may be addressed to the Registrars	:	MUFG Intime India Private Limited C-101, 247 Park, LBS Marg, Vikhroli (West) Mumbai – 400 083 Tel. No. (022) 4918 6000 Email: rnt.helpdesk@in.mpms.mufg.com Website: https://in.mpms.mufg.com/

11. Other Disclosures

a) Disclosures on materially significant related party transactions that may have potential conflict with the interest of the Company at large

The Board has approved a policy for related party transactions which has been uploaded on the website of the Company (Weblink https://www.ipca.com/wp-content/pdf/corporate-policy/Policy_on_Related_Party_Transactions.pdf). There were no materially significant related party transactions during the year that may have potential conflict with the interest of the Company.

The Register of Contracts containing the transactions in which Directors are deemed to be concerned or interested is placed before the Board and Audit Committee regularly for its approval. Disclosures from directors and senior management staff have been obtained to the effect that they have not entered into any material, financial and commercial transactions where they have personal interest that may have potential conflict with the interest of the Company at large.

Transactions with the related parties are disclosed in the notes to the accounts forming part of this Annual Report.

b) Details of non-compliance by the Company, penalties, strictures imposed on the Company by Stock Exchange(s) or the board or any other statutory authorities on any matter related to capital market during the last 3 financial years

None

c) Details of establishment of vigil mechanism, whistle blower policy and affirmation that no personnel has been denied access to the audit committee

There is a Whistle Blower Policy in the Company and that no personnel has been denied access to the Chairman of the Audit Committee. The policy provides for adequate safeguards against victimization of persons who use vigil mechanism. The Whistle Blowing Policy is posted on the website of the Company. (weblink <https://www.ipca.com/whistleblower-policy/>). All the whistleblower complaints received are addressed in accordance with the Company's whistleblower policy

d) Details of compliance with mandatory requirements and adoption of the non-mandatory requirements

The Company has complied with all the mandatory requirements of corporate governance under SEBI (Listing Obligations and Disclosure Requirements) Regulations, 2015. The details about adoption of non-mandatory requirements are given in the table below.

e) Details of compliance with mandatory requirements and adoption of the non-mandatory requirements

The Board has approved a policy for determining 'material' subsidiaries which has been uploaded on the website of the Company. (Weblink https://www.ipca.com/wp-content/pdf/corporate-policy/Policy_on_Material_Subsidiaries.pdf).

f) Web link where policy on dealing with related party transactions is disclosed

The Board has approved a policy for related party transactions which has been uploaded on the website of the Company. (Weblink https://www.ipca.com/wp-content/pdf/corporate-policy/Policy_on_Related_Party_Transactions.pdf).

g) Disclosure of commodity price risks and commodity hedging activities

The Company is engaged in the manufacturing and marketing of pharmaceuticals. Since the Company does not consume large quantities of commodities in its manufacturing activities, the Company is not materially exposed to commodity price risks nor does the Company do any commodity hedging.

h) Details of utilization of funds raised through preferential allotment or qualified institutions placement as specified under Regulation 32 (7A)

No funds were raised through preferential allotment or qualified institutional placement during the financial year under report.

i) A certificate from a company secretary in practice that none of the directors on the board of the company have been debarred or disqualified from being appointed or continuing as directors of companies by the Board/Ministry of Corporate Affairs or any such statutory authority

The Company has obtained a certificate in this regard from a Company Secretary in practice.

j) Where the board had not accepted any recommendation of any committee of the board which is mandatorily required, in the relevant financial year, the same to be disclosed along with reasons thereof

The Board has accepted and acted on all the mandatory recommendations of its committees during the financial year under report.

k) Total fees for all services paid by the listed entity and its subsidiaries, on a consolidated basis, to the statutory auditor and all entities in the network firm/network entity of which the statutory auditor is a part.

The Company's subsidiaries have not made any payment to the statutory auditors of the Company except payment of statutory audit and tax matters fees amounting to ₹ 5.25 lacs by the Company's subsidiary M/s. Trophic Wellness Pvt. Ltd. and ₹ 1.66 lacs by Ipca Foundation, a Section 8 company incorporated by the Company to carry out CSR activities, for the financial year ended 31st March, 2026. The fees paid by the Company to its Statutory Auditors are stated in the appended Audited Financial Statements of the Company.

l) Disclosures in relation to the Sexual Harassment of Women at Workplace (Prevention, Prohibition and Redressal) Act, 2013:

Number of complaints filed during the calendar year 2025	:	2
Number of complaints disposed of during the calendar year 2025	:	2
Number of complaints pending as at end of the calendar year 2025	:	Nil

m) Details of material subsidiaries of the listed entity; including the date and place of incorporation and the name and date of appointment of the statutory auditors of such subsidiaries.

Name of the Material Subsidiary	Date of Incorporation	Place of Incorporation	Name of the Statutory Auditor	Date of Appointment of Statutory Auditor
Unichem Laboratories Ltd. (CIN - L99999MH1962PLC012451)	22 nd August, 1962	Mumbai, India	M/s.N.A. Shah & Associates LLP, Chartered Accountants	From the conclusion of 59 th Annual General Meeting held on 9 th August, 2022 and till 64 th Annual General meeting of the company to be held in the calendar year 2027
Unichem Pharmaceuticals (USA), Inc.	9 th March 2004	State of New Jersey	WilkinGuttenplan CPAS & Advisors	November 20 th , 2018

n) Disclosure by listed entity and its subsidiaries of 'Loans and advances in the nature of loans to firms/companies in which directors are interested by name and amount.

The Company and its subsidiaries have not given any loans or advances in the nature of loan to firms/companies in which directors are interested in contravention of any provisions of Companies Act, 2013.

All loans and advances given are in ordinary course of Company's business and are in compliance with the provisions of Companies Act, 2013.

Details of loans and advances given to related parties are disclosed in the notes to the financial statements.

12. Non-Compliance of any requirement of Corporate Governance Report with reasons thereof

None

13. Adoption of Discretionary Requirements

A. The Board	The Company currently has an Executive Chairman and as such he has an office maintained by the Company.
B. Shareholders Rights	At present, the Company does not send the statement of half yearly financial performance to the household of each shareholder. The Company publishes the same in the newspapers and also uploads the same on its website.
C. Modified opinion(s) in audit report	The Company's financial statements are with unmodified audit opinion.
D. Reporting of internal auditor	The Internal Auditor reports to the Managing Director / CFO as well as to the Audit Committee.
E. Independent Directors endeavour to meet twice without management	The Independent Directors have met once during the financial year.

14. The disclosures of the compliance with corporate governance requirements specified in regulation 17 to 27 and clauses (b) to (i) and (t) of sub-regulation (2) of regulation 46

- The Company has a process to provide, inter-alia, the information to the Board as specified in Part A of Schedule II of the SEBI (Listing Obligations and Disclosure Requirements) Regulations, 2015 pertaining to Corporate Governance. The Board also periodically reviews the compliances by the Company of all applicable laws.
- The Board of Directors in their meeting regularly discuss and are satisfied that the Company has plans in place for orderly succession for appointment to the Board of Directors and Senior Management.
- Code of Conduct for Board and Senior Managerial Personnel

The Board has laid down a code of conduct for Board members and senior management personnel of the Company. The code incorporates the duties of independent directors as laid down in the Companies Act, 2013. The said code of conduct is posted on Company's website www.ipca.com.

The Board members and senior management personnel have affirmed compliance with the said code of conduct. A declaration in this regard signed by the Managing Director / CEO is given at the end of this Report.

The Company has adopted a code of conduct for prevention of insider trading based on SEBI (Prohibition of Insider Trading) Regulations, 2015. The same has been placed on the website of the Company www.ipca.com. All the Directors, senior management employees and other employees who have access to the unpublished price sensitive information of the Company are governed by this code. During the year under Report, there has been due compliance with the said code of conduct for prevention of insider trading.

- The Company complies with the requirement of placing minimum information before the Board of Directors as contained in Part A of Schedule II of SEBI (Listing Obligations and Disclosure Requirements) Regulations, 2015.
- The CEO/CFO compliance certification under Part B of Schedule II of SEBI (Listing Obligations and Disclosure Requirements) Regulations, 2015 forms part of this Annual Report.
- The Company has a Risk Management Committee which monitors and reviews risk management plan on regular basis. The Board of Directors also periodically review and monitor the risk management plan of the Company.

- g) The Board on an annual basis evaluates the performance of independent Directors. The Independent Directors have also given declarations that they fulfill the criteria of independence as specified in SEBI (LODR) Regulations, 2015 and that they are independent of the Company's management. They have also provided confirmation that they are not aware of any circumstance or situation, which exist or may be reasonably anticipated, that could impair or impact their ability to discharge their duties with an objective independent judgment and without any external influence.
- h) Risk Management Committee

The terms of reference to Risk Management Committee, inter-alia, covers all the matters specified under Regulation 21 of SEBI (LODR) Regulations, 2015 and also all the matters listed under Part D of Schedule II of SEBI (Listing Obligations and Disclosure Requirements) Regulations.

This Committee currently functions under the Chairmanship of Mr. Kamal Kishore Seth, non-executive Independent Director. Mr. A. K. Jain, Managing Director/CFO, Mr. Pranay Godha, Managing Director/CEO, Mr. Prashant Godha, Executive Director and Mr. Manish Jain, Sr. Vice President – Business Development are the other members of the Committee.

The roles and responsibilities of the Risk Management Committee includes all the matters listed under Part D of Schedule II of SEBI (Listing Obligations and Disclosure Requirements) Regulations such as monitoring and review of risk management plan and reporting the same to the Board of Directors as it may deem fit and any other terms as may be referred to them by the Board of Directors, from time to time.

The Board of Directors of the Company also regularly discuss in their meetings the major risk factors to which the Company is exposed such as forex, receivables, cyber security, regulatory, etc.

The risk management policy is displayed on the Company's website (https://www.ipca.com/wp-content/pdf/corporate-policy/Risk_Management_Policy.pdf).

There were 2 (two) meetings of this committee during the financial year 2025-26. The date on which the said meetings was held is as follows:

11 th August, 2025	13 th February, 2026
-------------------------------	---------------------------------

The attendance of each member of the Risk Management Committee in the committee meetings is given below:

Name of the Member	No. of meetings held	No. of meetings attended
Mr. Kamal Kishore Seth	2	2
Mr. Ajit Kumar Jain	2	2
Mr. Pranay Godha	2	2
Mr. Prashant Godha	2	2
Mr. Manish Jain	2	1

- i) The Company has formulated a policy on materiality of related party transactions and dealing with related party transactions including clear threshold limits approved by the Board which is available on the website of the Company (<https://www.ipca.com/wp-content/pdf/corporate-policy/policy-on-materiality.pdf>).
- j) The Company has not entered into any materially significant transactions during the year under report with promoters, directors, key/senior management personnel, etc. other than the non-material transactions entered into in the ordinary course of Company's business as approved by the Audit Committee through omnibus approval valid for each financial year. Transactions with related parties are disclosed under notes forming part of the accounts. The Board and the Audit Committee periodically reviews the details of the related party transactions entered into by the Company. Omnibus approval of the Audit Committee is also obtained before entering into related party transactions.
- k) No employee including Key Managerial Personnel or Director or Promoter of the Company has entered into any agreement for himself or on behalf of other person with any shareholder or any other third party with regard to compensation or profit sharing in connection with dealings in the securities of the Company.

l) Subsidiary Companies

The Company has 2 non-listed, non-material and 1 listed, material Indian subsidiary companies. The Company also has 6 overseas non-material wholly owned subsidiary companies and 1 material wholly owned subsidiary of the subsidiary and 7 non-material overseas wholly owned subsidiary companies of the subsidiaries, the financial statements of which are regularly reviewed by the Audit Committee and the Board of Directors.

The minutes of board meetings of subsidiary companies are also regularly placed before the meetings of the Board of Directors of the Company. The Board of Directors of the Company also reviews all significant transactions and arrangements, if any, entered into by the subsidiaries.

m) None of the Director of the Company is a director or act as independent director in more than seven listed entities and none of the Wholetime Director serve as an Independent Director in more than 3 listed entities.

None of the Directors on the Board is a member of more than 10 committees and Chairman of more than 5 committees across all the companies in which they are Directors. All directors have disclosed their committee positions to the Company. For determining this limit, Chairpersonship and Membership of Audit Committee and Stakeholders Relationship Committee only are considered.

The Shareholders have approved the re-appointment of Mr. Kamal Kishore Seth as Independent Director for a second term of five consecutive years from 29th March, 2024 through postal ballot on 28th March, 2024.

The shareholders have also approved the appointment of Dr. Narendra Mairpady as Independent Director for a term of five consecutive years from 20th October, 2022 through Postal Ballot on 4th December, 2022 and appointment of Dr. (Ms.) Swati Patankar as Independent Director for a term of five consecutive years from 14th February, 2024 through Postal Ballot on 28th March, 2024.

The shareholders have also approved the appointment of Mr. Vivek Shiralkar as an Independent for a term of five consecutive years from 29th May, 2024 till 28th May, 2029.

The terms and conditions of appointment of independent directors have been disclosed on the website of the Company www.ipca.com. The maximum tenure of independent directors is in accordance with the Companies Act, 2013 and the rules made thereunder.

In accordance with requirements of Section 149(6) and (7) of the Companies Act, 2013 and Reg 16(1)(b) of SEBI LODR Regulations, all the independent directors have given declaration of independence and the same has been noted in the first board meeting of the current financial year held on 29th May, 2026.

n) Independent Directors Meeting

During the year under review, the Independent Directors met on 13th February, 2026, without the attendance of non-independent directors and members of the management, inter-alia, to discuss:

- i. Evaluation of the performance of Non-Independent Directors and the Board of Directors as a whole;
- ii. Evaluation of the performance of the Chairman of the Company, taking into account the views of the Executive and Non Executive Directors; and
- iii. Evaluation of the quality, content and timelines of flow of information between the management and the Board that is necessary for the Board to effectively and reasonably perform its duties.

All the independent Directors were present at the said meeting.

o) The Company has undertaken and covered all the Company's Directors and Officers liability with a suitable insurance policy covering such risks and to the extent of such quantum as determined by the Board.

p) The Company maintains a functional website containing the basic information about the Company (www.ipca.com). The Company has disseminated all the required information on its website as required under Regulation 46 (2) of SEBI (Listing Obligations and Disclosure Requirements) Regulations, 2015.

q) Information on Directors retiring by rotation and seeking appointment / re-appointment :

(i) Mr. Prashant Godha (DIN 00012759)

Mr. Prashant Godha, aged 51 years is a graduate in Commerce and has done Post Graduate Diploma in Business Management and has experience of over 20 years in pharmaceuticals marketing and general management.

He was appointed as an Additional Director on the Board of the Company with effect from 28th July, 2011 and was appointed as the Executive Director of the Company with effect from 16th August, 2011.

He holds 15,68,644 equity shares in the Company.

He is also a Director of the following companies:

1	Lyka Labs Limited	2	Makers Laboratories Ltd.
3	Resonance Specialties Ltd.	4	Capri Coating Solutions Pvt. Ltd.
5	Kaygee Laboratories Pvt. Ltd.	8.	Kaygee Investments Pvt. Ltd.
7	Ipca Foundation		

He is the member of the Audit Committee, CSR Committee and Risk Management Committee of the Board of Directors of the Company. He is a member of Nomination & Remuneration Committee and Corporate Social Responsibility Committee of the Board of Directors of M/s. Resonance Specialties Ltd. He is also a member of Nomination & Remuneration Committee of the Board of Directors of M/s. Lyka Labs Ltd.

Mr. Prashant Godha is not debarred from holding the office of Director by virtue of any SEBI order or order by any other competent authority.

Number of Board Meetings held and attended by him during his tenure as Director of the Company are given in the Report on Corporate Governance of the respective financial year annexed with the Company's Annual Reports which are available on the Company's website www.ipca.com. He has attended 6 out of the 7 board meetings held by the Company during the financial year 2025-26.

Mr. Premchand Godha, Executive Chairman, Mr. Pranay Godha, Managing Director & CEO and Mr. Prashant Godha, Executive Director are related to each other. He is not related to any other Director or Key Managerial Personnel (KMP) of the Company.

He has not retired/resigned as a Director of any listed company in the past 3 years.

(ii) Mr. Ajit Kumar Jain (DIN 00012657)

Mr. Ajit Kumar Jain aged 71 years is a qualified Chartered Accountant and a Science Graduate and is employed with the Company since 1980. He was first appointed as a Director of the Company designated as Executive Director on 21st August, 1994. He is a professional, Whole-time, Non-promoter Director of the Company. He was re-designated as Joint Managing Director at the meeting of the Board of Directors of the Company held on 29th July, 2010 and as a Managing Director with effect from 1st April, 2023 at the meeting of the Board of Directors held on 14th February, 2023. He is also CFO of the Company.

He has more than 4 decades of experience in the pharmaceutical industry in the field of Finance, Accounts, Commercial, Information Technology, Legal, R&D, General Administration, etc.

He is a Director of Ipca Foundation.

He holds 42,000 equity shares in the Company.

He is not a member of any Committee of the Board in other companies in which he is a Director.

Mr. A. K. Jain is not debarred from holding the office of Director by virtue of any SEBI order or order by any other competent authority.

Number of Board Meetings held and attended by him during his tenure as a Director of the Company is given in the Report on Corporate Governance of the respective financial year annexed with the Company's Annual Reports which are available on the Company's website www.ipca.com. He has attended all 7 board meetings held by the Company during the financial year 2025-26.

He is not related to any Director or Key Managerial Personnel (KMP) of the Company.

He has not retired/resigned as a Director of any listed company in the past 3 years.

(iii) Mr. Pranay Godha (DIN 00016525)

Mr. Pranay Godha, aged 54 years has done his B.Sc. from University of Bombay and has also obtained a degree in M.B.A from the New York Institute of Technology, USA. He has over 2 decades of experience in the field of Marketing and General Management.

Mr. Pranay Godha was appointed as the Business Development Manager of the Company with effect from 16th April, 2003 and was subsequently promoted as Vice President - Generics Business of the Company w.e.f. 1st November, 2004. He was further promoted as President – Generics Business of the Company in May, 2006 and subsequently appointed as the Executive Director of the Company with effect from 11th November, 2008. He was re-designated as the Managing Director/CEO of the Company with effect from 1st April, 2023.

He has more than two decades of experience in the pharmaceuticals industry.

He holds 17,00,990 equity shares in the Company.

He holds Directorship in the following companies:

1.	Unichem Laboratories Ltd.	2.	Kaygee Laboratories Pvt. Ltd.
3.	Kaygee Investments Pvt. Ltd	4.	Capri Coating Solutions Pvt. Ltd.

He is also Director of the some of the foreign subsidiaries where he represents the Company as a Director.

He is a member of the Stakeholders Relationship Committee of Unichem Laboratories Ltd.

Mr. Pranay Godha is not debarred from holding the office of Director by virtue of any SEBI order or order by any other competent authority.

Number of Board Meetings held and attended by him during his tenure as Director of the Company is given in the Report on Corporate Governance of the respective financial year annexed with the Company's Annual Reports which are available on the Company's website www.ipca.com. He has attended all 7 board meetings held by the Company during the financial year 2025-26..

Mr. Premchand Godha, Executive Chairman, Mr. Pranay Godha, Managing Director/CEO and Mr. Prashant Godha, Executive Director are related to each other. He is not related to any other Director or Key Managerial Personnel (KMP) of the Company.

He has not retired/resigned as a Director of any listed company in the past 3 years.

r) Corporate Social Responsibility Committee

As per Section 135 of the Companies Act, 2013, the Company has constituted a Corporate Social Responsibility (CSR) Committee of the Board of Directors comprising of Mr. Kamal Kishore Seth, Independent Director and Chairman of the Committee, Mr. Premchand Godha, Executive Chairman, Mr. Ajit Kumar Jain, Managing Director and Mr. Prashant Godha, Executive Director. The CSR Committee of the Board will be responsible for:

- i) formulating and recommending to the Board a Corporate Social Responsibility Policy which shall indicate the CSR activities to be undertaken by the Company;
- ii) recommending the amount of expenditure to be incurred on the CSR activities; and
- iii) monitoring the CSR Policy of the Company from time to time.

There were 2 (Two) meetings of this committee during the financial year 2025-26. The dates on which the said meetings were held are as follows:

29 th May, 2025	11 th August, 2025
----------------------------	-------------------------------

The attendance of each member of the Corporate Social Responsibility Committee in the committee meetings is given below:

Name of the Member	No. of meetings held	No. of meetings attended
Mr. Kamal Kishore Seth	2	2
Mr. Premchand Godha	2	2
Mr. Ajit Kumar Jain	2	2
Mr. Prashant Godha	2	2

The CSR policy of the Company is placed on the website of the Company www.ipca.com.

s) Reconciliation of Share Capital Audit:

A qualified practising Company Secretary carries out a share capital audit to reconcile the total admitted equity share capital with NSDL and CDSL and the total issued and listed equity share capital of the Company. The audit report confirms that the total issued/paid-up capital is in agreement with the total number of shares in physical form and the total number of dematerialized shares held with NSDL and CDSL.

t) Dividend Distribution Policy

In terms of Securities and Exchange Board of India (Listing Obligations and Disclosure Requirements) (Second Amendment) Regulations, 2016, the Company has formulated a Dividend Distribution Policy which has been uploaded on the website of the Company (https://www.ipca.com/wp-content/pdf/corporate-policy/dividend_distribution_policy.pdf).

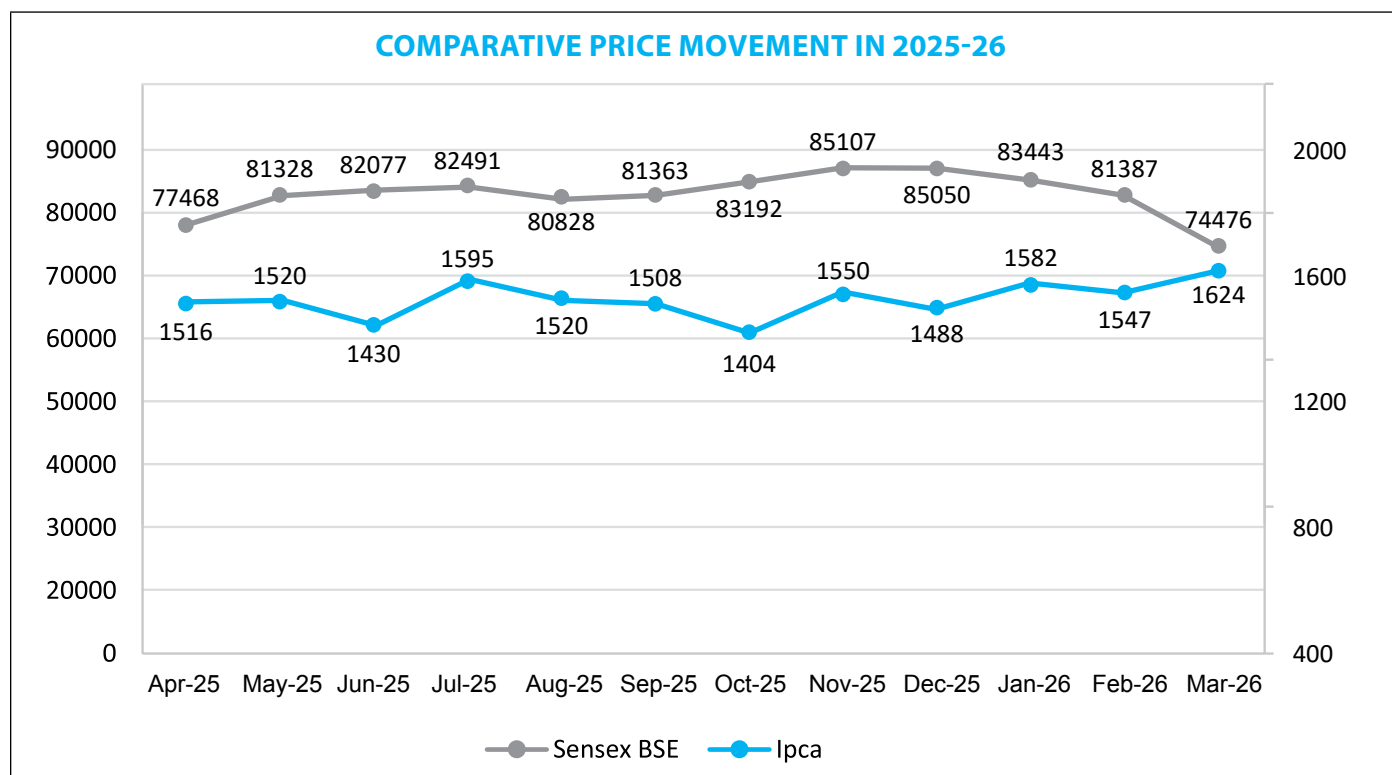
u) Disclosure of certain types of agreements binding on listed entities

None

ANNEXURE A

High/low of market price of the Company's shares traded on BSE Ltd (BSE) and National Stock Exchange of India Ltd. (NSE) during the financial year 2025-26 is furnished below:

Year	Month	Highest (₹)		Lowest (₹)	
		BSE	NSE	BSE	NSE
2025	April	1516.50	1515.15	1200.00	1168.20
	May	1520.00	1514.00	1326.70	1325.00
	June	1430.35	1433.30	1322.35	1321.00
	July	1594.55	1595.00	1356.00	1355.10
	August	1520.45	1489.40	1325.00	1322.00
	September	1507.95	1506.90	1302.00	1301.40
	October	1404.10	1404.00	1252.95	1251.60
	November	1549.85	1548.00	1269.15	1270.00
	December	1488.00	1487.90	1363.00	1361.70
2026	January	1582.00	1582.60	1391.25	1391.10
	February	1547.40	1547.40	1392.00	1391.80
	March	1624.00	1624.00	1403.70	1448.10

ANNEXURE B**Graph of share price/ BSE Sensex****ANNEXURE C**

The distribution of shareholding as on 31st March, 2026 is as follows :

No. of equity shares held			No. of shareholders	%	No. of shares	%
Upto		500	78087	93.05	3707258	1.46
501	to	1000	2138	2.55	1718876	0.68
1001	to	2000	2529	3.01	4523192	1.78
2001	to	3000	308	0.37	776413	0.31
3001	to	4000	198	0.24	748778	0.30
4001	to	5000	76	0.09	351566	0.14
5001	to	10000	205	0.24	1563495	0.61
10001	and	above	380	0.45	240314640	94.72
Grand Total			83921	100.00	253704218	100.00
No. of shareholders in Physical Mode			913	1.09	658626	0.26
No. of shareholders in Electronic Mode			83008	98.91	253045592	99.74

Shareholding pattern as on 31st March, 2026 is as follows :

Categories of shareholders	No. of shareholders	No. of shares	% holding
Indian Promoters	17	113467472	44.72
Banks and Insurance Companies	13	13541264	5.34
Mutual Funds	31	79258017	31.24
FII's / Foreign Portfolio Investors	183	26961030	10.63
NRIs	2730	952742	0.38
Domestic Companies / Other Bodies Corporates	480	830828	0.33
Resident Individuals/Others	79837	18692865	7.36
	83291	253704218	100.00

CEO CERTIFICATION

To,
All the Members of
Ipca Laboratories Ltd.

It is hereby certified and confirmed that as provided in terms of Regulation 26(3) of the SEBI (Listing Obligations and Disclosure Requirements) Regulations, 2015, the Board members and the Senior Management personnel of the Company have affirmed compliance with the Code of Conduct of the Company for the financial year ended 31st March, 2026.

For Ipca Laboratories Limited

Mumbai
29th May, 2026

Pranay Godha
Managing Director / CEO

CEO/CFO CERTIFICATION

The Board of Directors
Ipca Laboratories Limited
48, Kandivli Industrial Estate,
Kandivli - West
Mumbai – 400 067

We hereby certify that:

- (a) We have reviewed financial statements and the cash flow statement for the year ended 31st March, 2026 and that to the best of our knowledge and belief;
 - i. these statements do not contain any materially untrue statement or omit any material fact or contain statements that might be misleading;
 - ii. these statements together present a true and fair view of the Company's affairs and are in compliance with existing accounting standards, applicable laws and regulations.
- (b) No transaction is entered into by the Company during the year which is fraudulent, illegal or violative of the Company's code of conduct.
- (c) We accept responsibility for establishing and maintaining internal controls for financial reporting and that we have evaluated the effectiveness of the internal control systems of the Company pertaining to financial reporting and we have disclosed to the Auditors and the Audit Committee, deficiencies in the design or operation of such internal controls, if any, of which we are aware and the steps we have taken or propose to take to rectify these deficiencies.
- (d) We have indicated to the Auditors and the Audit Committee:
 - i. significant changes in internal control over financial reporting during the year;
 - ii. significant changes in accounting policies during the year and that the same have been disclosed in the notes to the financial statements; and
 - iii. instances of significant fraud of which we have become aware and the involvement therein, if any, of the management or an employee having a significant role in the Company's internal control system over financial reporting.

For Ipca Laboratories Ltd.

Mumbai
29th May, 2026

Pranay Godha
Managing Director / CEO

A.K. Jain
Managing Director / CFO

PRACTISING COMPANY SECRETARIES' CERTIFICATE ON CORPORATE GOVERNANCE

TO
THE MEMBERS OF
IPCA LABORATORIES LIMITED

We have examined the compliance of the conditions of Corporate Governance by Ipca Laboratories Limited ('the Company') for the year ended on March 31, 2026, as stipulated under Regulations 17 to 27, clauses (b) to (i) and (t) of sub-regulation (2) of Regulation 46 and para C, D & E of Schedule V of the Securities and Exchange Board of India (Listing Obligations and Disclosure Requirements) Regulations, 2015 ("SEBI Listing Regulations").

The compliance of the conditions of Corporate Governance is the responsibility of the management. Our examination was limited to the review of procedures and implementation thereof, as adopted by the Company for ensuring compliance with conditions of Corporate Governance. It is neither an audit nor an expression of opinion on the financial statements of the Company.

In our opinion and to the best of our information and according to the explanations given to us, and the representations made by the Directors and the Management and considering the relaxations granted by the Ministry of Corporate Affairs and Securities and Exchange Board of India, we certify that the Company has complied with the conditions of Corporate Governance as stipulated in the SEBI Listing Regulations for the year ended on March 31, 2026.

We further state that such compliance is neither an assurance as to the future viability of the Company nor of the efficiency or effectiveness with which the management has conducted the affairs of the Company.

For **Parikh & Associates**
Practising Company Secretaries
Jigyasa N. Ved
Partner
FCS: 6488 CP: 6018
UDIN: F006488H000546720
PR No. 7327/2025

Mumbai
29.05.2026

DISCLOSURES WITH RESPECT TO DEMAT SUSPENSE ACCOUNT/ UNCLAIMED SUSPENSE ACCOUNT

a)	Aggregate number of shareholders and the outstanding shares in the suspense account lying at the beginning of the year	No of shares – 22420 No of shareholders - 27
b)	Number of shareholders who approached listed entity for transfer of shares from suspense account during the year	1
c)	Number of shareholders to whom shares were transferred from suspense account during the year	1
d)	Aggregate number of shareholders and the outstanding shares in the suspense account lying at the end of the year	No of shares – 18384 No of shareholders - 22
e)	That the voting rights on these shares shall remain frozen till the rightful owner of such shares claims the shares.	Voting rights in respect of shares lying in the suspense account shall be frozen till the rightful owner of such shares claim them.

ANNEXURE 2

1. Brief outline on CSR Policy of the Company:

The Company believes that contributing to the overall health and wellness of our world starts with lessening our impact on the environment and we remain committed to the highest ethical standards in everything we do - right from research and development to manufacturing, sales and marketing.

The Company's Corporate Social Responsibility involves initiatives on a micro level to include patient health, employee and public safety, nurturing of environment and building sustainable communities. The Company also engages with external stakeholders including healthcare professionals, investors, customers, non-governmental organisations and suppliers in this endeavour.

The Company is committed to operate its business with emphasis on CSR in all areas of its operations. The Company integrates its business values and operations to meet the expectations of its customers, employees, regulators, investors, suppliers, the community and take care of environment with best interest.

2. Composition of CSR Committee:

Sl. No.	Name of the Director	Designation / Nature of Directorship	Number of meetings of CSR Committee held during the year	Number of meetings of CSR Committee attended during the year
1.	Mr. Kamal Kishore Seth	Independent Director and Chairman of the Committee	3	3
2.	Mr. Premchand Godha	Executive Chairman	3	3
3.	Mr. Ajit Kumar Jain	Managing Director	3	3
4.	Mr. Prashant Godha	Executive Director	3	3

3. Provide the web-link where Composition of CSR committee, CSR Policy and CSR projects approved by the board are disclosed on the website of the Company:

A definite and well structured Corporate Social Responsibility (CSR) policy has been framed by the Company and is available on its website (weblink: <https://www.ipca.com/wp-content/pdf/corporate-policy/2023/corporate-social-responsibility-policy.pdf>).

The CSR policy forms a part of the Company's corporate vision and defines its approach on key responsibility issues. The CSR spends on CSR projects made during the year and approved by the CSR Committee/Board are listed herein below.

4. Provide the executive summary along with web-link(s) of impact assessment of CSR projects carried out in pursuance of sub-rule (3) of rule 8 of the Companies (Corporate Social Responsibility Policy) Rules, 2014, if applicable:

In the financial year 2025-26, the Company has carried out Impact Assessment of following CSR projects for which Company has contributed:

Name of the Project	Implementing Agency	CSR Contribution given (₹ Crores)
Mission Gyan – Free Quality Education	Mission Gyan	1.72

5. (a) Average net profit of the company as per sub-section (5) of section 135: ₹ 965.54 Crores
 (b) Two percent of average net profit of the company as per sub-section (5) of section 135: ₹ 19.32 Crores
 (c) Surplus arising out of the CSR Projects or programmes or activities of the previous financial years: ₹ 2.00 Crores
 (d) Amount required to be set-off for the financial year, if any: Nil
 (e) Total CSR obligation for the financial year [(b)-(c)+(d)]: ₹ 17.32 Crores
6. (a) Amount spent on CSR Projects (both Ongoing Project and other than Ongoing Project): ₹ 16.89 Crores
 (b) Amount spent in Administrative Overheads: ₹ 0.41 Crore
 (c) Amount spent on Impact Assessment, if applicable: ₹ 0.02 Crore
 (d) Total amount spent for the Financial Year [(a)+(b)+(c)]: ₹ 17.32 Crores

(e) CSR amount spent or unspent for the Financial Year:

Total Amount Spent for the Financial Year (in ₹ Crores)	Amount Unspent (in ₹ Crores)				
	Total Amount transferred to Unspent CSR Account as per section 135(6).		Amount transferred to any fund specified under Schedule VII as per second proviso to section 135(5).		
	Amount (in ₹ Crores)	Date of transfer	Name of the Fund	Amount	Date of transfer
17.32	NA		NA		

(f) Details of CSR amount spent against ongoing projects for the financial year:

Sr. No.	Particular	Amount (in Rs Crores)
(i)	Two percent of the average net profit of the Company as per Section 135(5)	19.32
(ii)	Total amount spent for the financial year	17.32
(iii)	Excess amount spent for the financial year	Nil
(iv)	Surplus arising out of the CSR projects or programmes or activities of the previous financial years, if any	2.00
(v)	Amount available for set off in succeeding financial years	Nil

7. Details of Unspent CSR amount for the preceding three financial years:

Sl. No.	Preceding financial year	Amount transferred to unspent CSR account under sub-section (6) of section 135	Balance Amount in Unspent CSR Account under sub-section (6) of section 135	Amount spent in the reporting financial year	Amount transferred to any fund specified under Schedule VII as per second proviso to sub-section (5) of section 135, if any		Amount remaining to be spent in succeeding financial years	Deficiency, if any
					Amount	Date of transfer.		
1.	2024-25	Nil	Nil	Nil	N/A	N/A	N/A	N/A
2.	2023-24	1.07	Nil	1.07	N/A	N/A	N/A	N/A
3.	2022-23	2.45	Nil	2.45	N/A	N/A	N/A	N/A
	TOTAL	3.52	Nil	3.52	-	-	-	-

8. Whether any capital assets have been created or acquired through CSR amount spent in the Financial Year If Yes, enter the number of Capital assets created/ acquired : No

9. Specify the reason(s), if the company has failed to spend two per cent of the average net profit as per subsection (5) of section 135 : Not Applicable.

For and on behalf of the Board & CSR Committee

Mumbai
29th May, 2026

Kamal Kishore Seth
Chairman of the CSR committee

Pranay Godha
Managing Director & CEO

ANNEXURE 3**Form No. AOC-2**

(Pursuant to clause (h) of sub-section (3) of section 134 of the Act and Rule 8(2) of the Companies (Accounts) Rules, 2014)

Form for disclosure of particulars of contracts/arrangements entered into by the company with related parties referred to in sub-section (1) of section 188 of the Companies Act, 2013 including certain arms length transactions under third proviso thereto**1. Details of contracts or arrangements or transactions not at arm's length basis:**

- (a) Name(s) of the related party and nature of relationship: Not Applicable
- (b) Nature of contracts/arrangements/transactions: Not Applicable
- (c) Duration of the contracts / arrangements/transactions: Not Applicable
- (d) Salient terms of the contracts or arrangements or transactions including the value, if any: Not Applicable
- (e) Justification for entering into such contracts or arrangements or transactions: Not Applicable
- (f) Date(s) of approval by the Board: Not Applicable
- (g) Amount paid as advances, if any: Not Applicable
- (h) Date on which the special resolution was passed in general meeting as required under first proviso to section 188: Not Applicable

2. Details of material contracts or arrangement or transactions at arm's length basis:

- (a) Name(s) of the related party and nature of relationship: Not Applicable
- (b) Nature of contracts/arrangements/transactions: Not Applicable
- (c) Duration of the contracts / arrangements/transactions: Not Applicable
- (d) Salient terms of the contracts or arrangements or transactions including the value, if any: Not Applicable
- (e) Date(s) of approval by the Board, if any: Not Applicable
- (f) Amount paid as advances, if any: Not Applicable

Note: All related party transactions that were entered into during the financial year were on arm's length basis and were in the ordinary course of Company's business. The Company has not entered into any contract, arrangement or transaction with any related party which could be considered as material within the meaning SEBI (Listing Obligations and Disclosure Requirements) Regulations, 2015. All the related party transactions are disclosed in the notes to the financial statements.

For and on behalf of the Board

Mumbai
29th May, 2026

Premchand Godha
Executive Chairman

ANNEXURE 4

DETAILS OF REMUNERATION AS REQUIRED UNDER SECTION 197(12) OF THE COMPANIES ACT, 2013 READ WITH RULE 5 (1) OF THE COMPANIES (APPOINTMENT AND REMUNERATION OF MANAGERIAL PERSONNEL) RULES, 2014

- i. The percentage increase in remuneration of each Director, Chief Financial Officer and Company Secretary during the financial year 2025-26, ratio of the remuneration of each Director to the median remuneration of the employees of the Company for the financial year 2025-26 is as under:

Sr. No.	Name of the Director / Key Managerial Person (KMP) and Designation	Remuneration of Director / KMP for the financial year 2025-26 (₹) (including commission provided for Whole-time Directors)	% increase/ (decrease) in remuneration in the financial year 2025-26	Ratio of remuneration of each Director to median remuneration of employees
1.	Mr. Premchand Godha (Executive Chairman)	14,96,51,079	6.93%	339.27
2.	Mr. A. K .Jain (Managing Director/CFO)	10,60,20,945	8.55%	240.36
3.	Mr. Pranay Godha (Managing Director/CEO)	9,95,07,512	10.87%	225.59
4.	Mr. Prashant Godha (Executive Director)	7,18,84,778	2.72%	162.97
5.	Mr. Kamal Kishore Seth (Independent Director)	14,50,000	-	3.29
6.	Dr. Narendra Mairpady (Independent Director)	11,50,000	9.52%	2.61
7.	Dr. Swati Patankar (Independent Director)	9,50,000	(9.52%)	2.15
8.	Mr. Vivek Shiralkar (Independent Director)	12,50,000	19.05%	2.83
9.	Mr. Harish P. Kamath (Corporate Counsel & Company Secretary)	2,50,04,111	21.54%	56.69

- ii. The median remuneration of the employees of the Company during the financial year was ₹ 4,41,096/-.
- iii. In the financial year, there was an increase of 4.90% in the median remuneration of employees.
- iv. There were 18,667 permanent employees (including overseas employees) on the rolls of Company as on March 31, 2026.
- v. Average percentage increase made in the salaries of employees other than the managerial personnel in the financial year 2025-26 was 10.10% whereas there is an increase of 9.36% in the managerial remuneration for the same financial year.
- vi. It is hereby affirmed that the remuneration paid is as per the Remuneration Policy for Directors, Key Managerial Personnel and other Employees.

For and on behalf of the Board

Mumbai
29th May, 2026

Premchand Godha
Executive Chairman

ANNEXURE 5

1. CONSERVATION OF ENERGY

(i) The steps taken or impact on conservation of energy :

The Company continues its policy of giving priority to energy conservation measures including regular review of energy generation and consumption and effective control on utilisation of energy.

The following energy conservation measures were implemented during the financial year:

- Fuel changeover for boilers from LDO/HSD to Biomass.
- Replacement of faulty traps to increase condensate recovery.
- Installation of solar street lights at several locations.
- Close monitoring of power factor to maintain utility.
- Installation of energy efficient cooling tower fans .
- Interconnection of process cooling towers to save energy.
- Replacement of old and inefficient pumps with new energy efficient pumps.

(ii) The steps taken by the Company for utilizing of alternate sources of energy :

The Company is evaluating all possibilities of utilizing alternate sources of energy in its operations, wherever possible, especially solar/wind energy.

The Company has invested an amount of Rs. 161.06 crores in setting-up solar/wind renewable energy power plants at Solapur (Maharashtra), Patan (Gujarat), Khandwa (M.P.) and Athal (Silvassa) with total capacity of 36.57 MW till 31st March, 2026. During the financial year, these power plants have in total generated 488 lacs power units which were used for Company's various manufacturing / R&D facilities. This is approximately 28% of the Company's electricity consumption.

The Company is also in the process of setting up another captive 5.5 MW solar power project at Aurangabad, Maharashtra.

(iii) The capital investment on energy conservation equipments :

All the necessary capital and revenue expenditures were incurred by the Company on energy conservation equipments and consumables.

2. TECHNOLOGY ABSORPTION

Research & Development

(A) Specific areas in which R&D work was carried out by the Company:

The Company's R&D Centres at Mumbai, Ratlam, Athal and Ranu are approved by Department of Scientific and Industrial Research, Government of India. The Company carries out R&D in several areas including:

- (i) Development of indigenous technologies for major drugs and intermediates, process improvements, technology absorption and optimisation of basic drugs, process simplification, etc.
- (ii) Improvement of existing processes to improve yields and quality, reduce cost and lead to eco friendly process.
- (iii) Development of newer dosage forms and new drug delivery systems.
- (iv) Development of non-infringing processes for APIs.

(B) Benefits derived as a result of the above R & D :

- (i) R&D efforts have helped bring out an improvement in processes, product design and operating efficiencies.
- (ii) Development of new formulations and line extensions.
- (iii) Development of various APIs and Intermediates.
- (iv) Development of new markets, adaptation to meet export requirements, quality upgradation and cost reduction.

(C) Future Plan of Action :

- (i) Development of various APIs/intermediates having good potential for exports and local market.
- (ii) Additional investment in manpower, latest instrumentation to upgrade and strengthen R & D facilities.
- (iii) Development of newer drug delivery systems.
- (iv) Development of formulations for developed market and bio-equivalence studies of the same.

(D) Expenditure on R & D:

	2025-26 (₹ Crores)	2024-25 (₹ Crores)
a) Capital	35.11	34.59
b) Revenue	210.98	172.49
c) Total	246.09	207.08
d) R & D expenditure as a percentage of turnover	3.37%	3.12%

(E) Imported technology (imported during last 5 years):

The Company has not imported any technology during the last 5 years.

3. FOREIGN EXCHANGE EARNINGS AND OUTGO**A. Earnings**

The CIF value of exports of the Company during the year aggregated to ₹ 3129.43 Crores as against ₹ 2808.96 Crores in the previous year.

B) Outgo

The foreign exchange outgo of the Company during the year aggregated to ₹ 838.21 Crores as against ₹ 717.42 Crores in the previous year.

For and on behalf of the Board

Mumbai
29th May, 2026

Premchand Godha
Executive Chairman

BUSINESS RESPONSIBILITY & SUSTAINABILITY REPORT [BRSR]

SECTION A - GENERAL DISCLOSURE

I. Details of the listed entity

1	Corporate Identity Number (CIN) of the Listed Entity	L24239MH1949PLC007837
2	Name of the Listed Entity	Ipca Laboratories Limited
3	Year of incorporation	1949
4	Registered office address	48, Kandivli Industrial Estate, Kandivli (West), Mumbai – 400 067, Maharashtra, India
5	Corporate address	125, Kandivli Industrial Estate, Kandivli (West), Mumbai – 400 067, Maharashtra, India
6	E-mail	investors@ipca.com
7	Telephone	91-22-62105000
8	Website	https://www.ipca.com/
9	Financial year for which reporting is being done	April 1, 2025 to March 31, 2026
10	Name of the Stock Exchange(s) where shares are listed	BSE, NSE
11	Paid-up Capital	Rs. 25.37 Crores
12	Name and contact details (telephone, email address) of the person who may be contacted in case of any queries on the BRSR report	Mr. Ajit Kumar Jain Managing Director 022-6210 6020 ajit.jain@ipca.com
13	Reporting Boundary	Standalone
14	Name of assurance provider	SGS India Private Limited
15	Type of assurance obtained	BRSR Core – Reasonable assurance Remaining part of BRSR – Limited assurance

II Products and Services

1 Details of business activities (accounting for 90% of the turnover):

Sr. No.	Description of Main Activity	Description of Business Activity	% of Turnover of the entity
1	Manufacture of Pharmaceuticals	Development, Manufacturing and Marketing of Pharmaceuticals Products	100%

2 Products/Services sold by the entity (accounting for 90% of the entity's Turnover):

Sr. No.	Product	NIC Code	% of Turnover of the entity
1	Manufacture of Pharmaceuticals	21002	100%

III Operations

1 Number of locations where plants and/or operations/offices of the entity are situated

Location	Number of plants	Number of offices	Total
National	16	5	21
International	2	7	9

2 Markets served by the entity

A Number of locations

Locations	Total
National (No. of States)	Pan-India
International (No. of Countries)	More than 100

B What is the contribution of exports as a percentage of the total turnover of the entity?

Over 42% of the company's total revenue (standalone) can be attributed to its earning from exports.

C A brief on types of customers

Our customers include wholesalers, distributors, pharmacy chains, hospitals, government institutions and other pharmaceutical companies.

IV Employees

1 Details as at the end of Financial Year:

A Employees and workers (including differently abled)

Particulars	Total (A)	Male	% (B / A)	Female	% (C / A)
		No. (B)		No. (C)	
Employees					
Permanent	16,052	15,010	93.51	1,042	6.49
Other than permanent	592	476	80.41	116	19.59
Total Employees	16,644	15,486	93.04	1,158	6.96
Workers					
Permanent	1,158	1,155	99.74	3	0.26
Other than permanent	5,665	5,345	94.35	320	5.65
Total Workers	6,823	6,500	95.27	323	4.73

B Differently abled Employees and workers:

Particulars	Total (A)	Male	% (B / A)	Female	% (C / A)
		No. (B)		No. (C)	
Differently abled Employees					
Permanent	2	2	100	-	-
Other than permanent	-	-	-	-	-
Total Employees	2	2	100	-	-
Differently abled Workers					
Permanent	-	-	-	-	-
Other than permanent	-	-	-	-	-
Total Workers	-	-	-	-	-

2 Participation/Inclusion/Representation of women

Particulars	Total (A)	Numbers of Female (B)	% of Female (B / A)
Board of Directors	8	1	12.50%
Key Management Personnel	5	0	0.00%

3 Turnover rate for permanent employees and workers (Disclose trends for the past 3 years)

Particulars	FY 25-26			FY 24-25			FY 23-24		
	Male	Female	Total	Male	Female	Total	Male	Female	Total
Permanent Employees	27.7%	20.0%	27.2%	25.4%	23.1%	25.2%	23.3%	18.8%	23.0%
Permanent Workers	3.6%	-	3.6%	4.7%	-	4.7%	3.9%	-	3.9%

V Holding, Subsidiary and Associate Companies (including joint ventures)

Names of holding / subsidiary / associate companies / joint ventures

Sr. No.	Name of the holding /subsidiary / associate companies / joint ventures (A)	Indicate whether holding/ Subsidiary/ Associate/ Joint Venture	% of shares held by listed entity	Does the entity indicated at column A, participate in the Business Responsibility initiatives of the listed entity? (Yes/No)
1	Ipca Pharmaceuticals Inc. USA	Subsidiary	100%	Yes
2	Ipca Laboratories (U.K.) Ltd.	Subsidiary	100%	Yes
3	Ipca Pharma Nigeria Ltd.	Subsidiary	100%	Yes
4	Ipca Pharma (Australia) Pty.Ltd	Subsidiary	100%	Yes
5	Onyx Scientific Ltd. U.K	Subsidiary	100%	Yes
6	Pisgah Laboratories Inc. USA	Subsidiary	100%	Yes
7	Ipca Pharmaceuticals GmbH, Germany	Subsidiary	100%	Yes

Sr. No.	Name of the holding /subsidiary / associate companies / joint ventures (A)	Indicate whether holding/ Subsidiary/ Associate/ Joint Venture	% of shares held by listed entity	Does the entity indicated at column A, participate in the Business Responsibility initiatives of the listed entity? (Yes/No)
8	Ipca Pharma (NZ) Pty. Ltd. (Subsidiary of Ipca Pharma (Australia) Pty.Ltd.)	Subsidiary	100%	Yes
9	Ipca Foundation*	Subsidiary	100%	Yes
10	Trophic Wellness Pvt. Ltd.	Subsidiary	58.88%	Yes
11	Unichem Laboratories Ltd	Subsidiary	52.67%	Yes
12	Niche Generics Ltd., UK	Subsidiary	100%	Yes
13	Unichem SA Pty Ltd., South Africa	Subsidiary	100%	Yes
14	Unichem Farmaceutica Do Brasil Ltda, Brazil	Subsidiary	100%	Yes
15	Unichem Pharmaceuticals USA Inc., USA	Subsidiary	100%	Yes
16	Unichem Laboratories Ltd., Ireland	Subsidiary	100%	Yes
17	Unichem (China) Pvt. Ltd., China	Subsidiary	100%	Yes
18	Avik Pharmaceutical Ltd.	Joint Venture	50%	Yes
19	Lyka Labs Ltd. (w.e.f. 24.11.2021)	Joint Venture	40.98%	Yes
20	Krebs Biochemicals & Industries Ltd.	Associate	49.65%	Yes

*Company limited by guarantee. Incorporated for CSR purpose.

VI CSR Details

Whether CSR is applicable as per section 135 of Companies Act, 2013: Yes

A	Turnover (in ₹)	7431.39 Crores
B	Net worth (in ₹)	7979.35 Crores

VII Transparency and Disclosures Compliances

Complaints/Grievances on any of the principles (Principles 1 to 9) under the National Guidelines on Responsible Business Conduct

Stakeholder group from whom complaint is received	Grievance Redressal Mechanism in Place (Yes/No) (If Yes, then provide web-link for grievance redress policy)	FY 25-26			FY 24-25		
		Number of complaints filed during the year	Number of complaints pending resolution at close of the year	Remarks	Number of complaints filed during the year	Number of complaints pending resolution at close of the year	Remarks
Communities	Yes*	-	-		-	-	
Investors (other than shareholders)	Yes*	-	-		-	-	
Shareholders	Yes*	22	-		21	-	
Employees and workers	Yes*	-	-		-	-	
Customers	Yes*	877	29		796	3	
Value Chain Partners	Yes*	-	-		-	-	
Other	Yes*	-	-		-	-	

The complaints include packaging defects such as missing components, damaged label and damaged outer packaging.

*Web-link for Grievance Redressal Policy Internal Stakeholders: <https://www.ipca.com/wp-content/pdf/corporate-policy/2023/Grievance-Redressal-Internal-Policy.pdf>

*Web-link for Grievance Redressal Policy External Stakeholders: <https://www.ipca.com/wp-content/pdf/corporate-policy/2023/Grievance-Redressal-External-Policy.pdf>

Overview of the entity's material responsible business conduct issues

Please indicate material responsible business conduct and sustainability issues pertaining to environmental and social matters that present a risk or an opportunity to your business, rationale for identifying the same, approach to adapt or mitigate the risk along-with its financial implications

Sr. No.	Material issue identified	Indicate whether risk or opportunity (R/O)	Rationale for identifying the risk / opportunity	In case of risk, approach to adapt or mitigate	Financial implications of the risk or opportunity (Indicate positive or negative implications)
1	Energy and Emissions	Risk	Increasing demand for products will lead to the need for increased manufacturing capacity and a subsequent increase in emissions.	<ol style="list-style-type: none"> 1) Procurement of power through renewable energy sources such as solar, wind. 2) Shifting to piped natural gas in place of furnace oil. 3) Shifting to biomass or briquette fuel in place of coal. 4) Implementation of energy efficiency initiatives in all our operations in india 	<p>Negative- Increase in operating costs by investments in more environmentally friendly technology and techniques for reducing emissions.</p> <p>Positive - Investing in renewable energy and energy efficiency initiatives has the potential to yield favourable results and lower operating costs in the long run.</p>
		Opportunity	Procurement of renewable energy and implementation of energy efficiency initiative can help in cost savings in operations and offsetting emissions.		
2	Water Management	Risk	Water being a scarce resource on the planet and essential component of all processes, poses a risk to the future operations	<ol style="list-style-type: none"> 1) Implemented Zero Liquid Discharge (ZLD) mechanism at our manufacturing plants in India 2) Installation of water recycling plants and using recycled water for utilities and gardening purpose. 3) Water efficiency mechanisms, rain water harvesting and reutilisation of water recovered from condensate recovery 4) Raising awareness among our stakeholders about the importance of water conservation. 	Neutral - No immediate financial impact is anticipated, and we are taking steps to ensure efficient water management in order to keep this issue from becoming unmanageable.
3	Waste Management	Risk	The waste generated from our facilities has to be disposed in the most appropriate manner	The waste generated from our facilities is segregated and disposed through pollution control board approved vendors and in compliance with regulations.	Negative - Non-compliance with the regulations could result in adverse financial consequences such as fines and penalties as well as reputation damage.
4	Sustainable Supply Chain	Opportunity	Sustainable supply chain management help us not only in reducing our total carbon footprint, but also helps in optimizing our end-to-end operations		Positive - A sustainable supply chain enhances our commitment to the environment and optimization in end-to-end operations can give significant saving in the long run.

5	Community Engagement	Opportunity	Our interaction with local communities in the areas of our operation is essential to ensure supply of materials, labor and sharing of regional resources. Also, being a community benefactor enhances the Company's reputation.		Positive - Through our various CSR initiatives in the field of healthcare, education, rural infrastructure development, environment conservation among others, build trust with local communities. Ensuring regular engagement will enable us to function smoothly and mitigate any grievances that may arise.
6	Diversity, Equity and Inclusion	Opportunity	It provides the Company an avenue to contribute to the betterment of the society as a whole and access to a larger pool of talent for its workforce		Positive - Diversity, equity and inclusion workplaces earn deeper trust and more commitment from Company's workforce, which has many long-term benefits such as higher workforce retention rate, greater readiness to innovation and higher revenue growth.
7	Product quality and safety	Risk	Product quality and safety is most important for retaining customers. Any gap with respect to customer expectations impacts revenue	We have stringent quality control and quality assurance processes which ensures that product manufactured by the Company meets quality standards set by itself and regulators	Positive- Enhancing product quality and safety will lead to an increased customer base and earnings.
		Opportunity	Enhancing product quality and safety and meeting the customer expectations will get more customers and revenue.		
8	Human Rights	Risk	This aspect involves upholding the highest standards of human rights and respect for all stakeholders within our operations and in the business value chain.	Integrating a strong governance structure for human rights from the aspect of human rights Policy, grievance redressal mechanism and due diligence across the business operations extending to value chain partners.	Negative- Violation of any form of human rights can lead to reputation damage and/or financial repercussions
9	Human Resource Development	Opportunity	Highly skilled workers and employees accomplish their tasks better, more efficiently, and with fewer risks of injuries.		Positive- A robust workforce with a high percentage of retention demonstrates the Company's efforts to provide a healthy work environment and a proactive strategy for workforce development and improved productivity of the company.

10	Research and Development	Opportunity	Investment in research and development will lead to building a robust product portfolio		Positive– Investing in research and development helps in reducing production costs and adverse impacts on the environment
11	Business Conduct and Ethics	Risk	Any transgression of the organization's ethical standards may result in the loss of goodwill of the business and may have financial and legal repercussions.	Mechanisms for rigorous monitoring and compliance are put in place to ensure that all business operations adhere to the Company's principles and rules.	Negative - A violation in any of the business activities can lead to severe reputation, financial, and legal risk for the organization
12	Risk Management	Opportunity	Risk management is a structured and disciplined approach aligning strategy, processes, people, technology and knowledge for evaluating and managing uncertainties faced by business due to changes in local and global geopolitical, socioeconomic, regulatory or other events.		Positive - Risk management empowers business to proactively assess various risks, take timely actions / measures and balance them with business objectives for improved returns and to drive value.
13	Data Privacy and Digitization	Risk	As a part of the pharmaceutical industry, it is mandatory that data with respect to drugs and drugs products as well as customers remains confidential.	We have a dedicated IT team to assess security risks that may arise at any time.	Negative - In the case of any data breach, resulting in loss of critical business intelligence, reputation damages as well as fines, penalties, and payout of heavy compensation.
		Opportunity	Transitioning to digital tools has enabled us to enhance the efficiency and effectiveness of operational processes, increasing productivity across operations		Positive - Adopting digitization and automated solutions in our processes can result in increased productivity in operations, also saving time and effort deployed on repetitive tasks, which provides a competitive advantage to us in the market.

SECTION B - MANAGEMENT AND PROCESS DISCLOSURES

Disclosure Questions			P- 1	P- 2	P- 3	P- 4	P-5	P-6	P-7	P-8	P-9
Policy and management processes											
1	A.	Whether your entity's policy/policies cover each principle and its core elements of the NGRBCs. (Yes/No)	Yes	Yes	Yes	Yes	Yes	Yes	Note 1	Yes	Yes
	B.	Has the policy been approved by the Board? (Yes/No)	Yes	Yes	Yes	Yes	Yes	Yes	Yes	Yes	Yes
	C.	Web Link of the Policies, if available	Note 2								
2		Whether the entity has translated the policy into procedures. (Yes / No)	Yes	Yes	Yes	Yes	Yes	Yes	Yes	Yes	Yes
3		Do the enlisted policies extend to your value chain partners? (Yes/No)	Yes	Yes	Yes	Yes	Yes	Yes	Yes	Yes	Yes
4		Name of the national and international codes/certifications/labels/ standards (e.g. Forest Stewardship Council, Fair-trade, Rainforest Alliance, Trustee) standards (e.g. SA 8000, OHSAS, ISO, BIS) adopted by your entity and mapped to each principle.	National Guidelines on Responsible Business Conduct (NGRBC), United Nations Global Compact (UNGC)	ISO 14001, Extended Producer Responsibility (EPR) regulations, NGRBC	Occupational Health and Safety Management Systems – ISO 45001, NGRBC, UNGC	NGRBC	United Nations Guiding Principles on Business and Human Rights (UNGP), NGRBC, UNGC	ISO 14001, ISO 45001, NGRBC, UNGC	NGRBC	As per the CSR Rules prescribed under the Companies Act, 2013, NGRBC	NGRBC
5		Specific commitments, goals and targets set by the entity with defined timelines, if any.	Note 3								
6		Performance of the entity against the specific commitments, goals and targets along-with reasons in case the same are not met.	Note 4								
Governance, leadership and oversight											
7		Statement by director responsible for the business responsibility report, highlighting ESG related challenges, targets and achievements (listed entity has flexibility regarding the placement of this disclosure)	At Ipca Laboratories Limited, sustainability and responsible business practices are integral to our operations. We remain committed to reducing our environmental footprint through renewable energy adoption, energy efficiency, water conservation, waste reduction, and emission control initiatives, while continuing to uphold ethical business practices, employee well-being, human rights, and community development.								
8		Details of the highest authority responsible for implementation and oversight of the Business Responsibility policy (ies).	Mr. Ajit Kumar Jain Managing Director								
9		Does the entity have a specified committee of the Board/ Director responsible for decision making on sustainability related issues? (Yes / No). If yes, provide details.	Yes. The ESG Steering Committee is responsible for decision-making on sustainability-related issues. Chaired by the Managing Director of the company, the committee meets once a quarter to discuss progress and actions on ESG initiatives, targets, and implementation								
Details of review of NGRBCs by the Company											
10	A.	Performance against above policies and follow up action	The ESG action committee reviews the Company's performance across all aspects of the nine principles of the NGRBC on a monthly basis and provides an update to the ESG steering committee for necessary action.								
	B.	Compliance with statutory requirements of relevance to the principles, and, rectification of any non-compliance	The ESG action committee reviews the statutory requirements relevant to the principles on a monthly basis and provides an update to the ESG steering committee for necessary action.								
11		Has the entity carried out independent assessment/ evaluation of the working of its policies by an external agency? (Yes/No). If yes, provide name of the agency.	Yes. SGS India Private Limited has been engaged to provide assurance for the BRSR disclosures, including review of relevant policies. The implementation of these policies is also periodically reviewed by the ESG Steering Committee.								
12		If answer to question (1) above is "No" i.e. not all Principles are covered by a policy, reasons to be stated	Not applicable								

Note 1:	The Company works closely with various trade and industry associations. This includes industry representations to the government and/ or regulators. The Company performs the function of policy advocacy in a transparent and responsible manner while engaging with all the authorities and considers the Company's interest as well as the larger national interest. The Company believes that policy advocacy must preserve and expand public good and thus, it does not advocate any policy change to benefit itself alone or a select few.	
Note 2:	P-1	Refer to our Code of Business Conduct and Ethics Policy web page https://www.ipca.com/wp-content/pdf/corporate-policy/2024/code-of-business-conduct-and-ethics.pdf
		Refer to our Good Governance and Anti- Corruption Policy web page https://www.ipca.com/wp-content/pdf/corporate-policy/2023/Good-Governance-and-Anti-Corruption-Policy.pdf
	P-2	Refer to our Sustainable Procurement Policy on web page https://www.ipca.com/wp-content/pdf/corporate-policy/2024/sustainable-procurement-policy.pdf
	P-3	Refer to our Health & Safety Policy on web page https://www.ipca.com/wp-content/pdf/corporate-policy/2024/health-and-safety-policy.pdf
	P-4	Refer to our Grievance Redressal Policy for Internal Stakeholder on web page https://www.ipca.com/wp-content/pdf/corporate-policy/2023/Grievance-Redressal-Internal-Policy.pdf
		Refer to our Grievance Redressal Policy for External Stakeholder on web page https://www.ipca.com/wp-content/pdf/corporate-policy/2023/Grievance-Redressal-External-Policy.pdf
		Refer to our Whistleblower Policy on web page https://www.ipca.com/wp-content/pdf/corporate-policy/whistle-blower-policy.pdf
	P-5	Refer to the Human Rights Policy on web page https://www.ipca.com/wp-content/pdf/corporate-policy/2024/human-rights-policy.pdf
	P-6	Refer to the Environment Policy on web page https://www.ipca.com/wp-content/pdf/corporate-policy/2024/environmental-policy.pdf
	P-7	Details of our interaction with industry associations have been provided in Principle 7 Refer Principle 7 of this report
	P-8	Refer to the Corporate Social Responsibility Policy on web page https://www.ipca.com/wp-content/pdf/corporate-policy/2023/corporate-social-responsibility-policy.pdf
	P-9	Refer to our Grievance Redressal Policy for External Stakeholder on web page https://www.ipca.com/wp-content/pdf/corporate-policy/2023/Grievance-Redressal-External-Policy.pdf
		Refer to our Privacy Policy on web page https://www.ipca.com/wp-content/pdf/corporate-policy/2023/data-privacy-policy.pdf

Note 3:	A	Environmental targets
	A.1	Carbon Emission: 20 % reduction scope 1 & scope 2 emissions intensity (Metric Tonnes of CO ₂ per INR million turnover) by 2030 compared to the 2024 baseline.
	A.2	Waste: 50% diversion of hazardous waste from landfill disposal to co-processing by 2030.
	B	Supply Chain
		100 % of our critical suppliers to be compliant with our sustainable procurement policy by 2030
	C	Social Target
		Diversity target: 20% of women employees in our offices by 2030

Note 4:	A	Environmental targets	Progress this year
	A.1	Carbon Emission: 20 % reduction scope 1 & scope 2 emissions intensity (Metric Tonnes of CO ₂ per INR million turnover) by 2030 compared to the 2024 baseline.	13.5% reduction achieved in Scope 1 and 2 emissions intensity compared to the 2024 baseline.
	A.2	Waste: 50% diversion of hazardous waste from landfill disposal to co-processing by 2030.	50.8% diversion of hazardous waste from landfill disposal to co-processing
	B	Supply Chain	Progress this year
		100 % of our critical suppliers to be compliant with our sustainable procurement policy by 2030	The Company has implemented sustainable sourcing practices through its Supplier Code of Conduct (SCOC) and Supplier Self-Assessment Questionnaire (SAQ). In accordance with SEBI BRSR Core requirements, key raw material and packaging material suppliers individually accounting for 2% or more of procurement value were identified and reviewed under the Company's supplier ESG assessment framework during FY 2025-26.
	C	Social Target	Progress this year
		Diversity target: 20% of women employees in our offices by 2030	20.59% of women employees in our offices

SECTION C - PRINCIPLE WISE PERFORMANCE DISCLOSURE

PRINCIPLE 1 Businesses should conduct and govern themselves with integrity, and in a manner that is Ethical, Transparent and Accountable.

Essential Indicators

1 Percentage coverage by training and awareness programmes on any of the Principles during the financial year:

Segment	Total number of training and awareness programmes held	Topics/ Principles Covered Under The training and its impact	% age of persons in respective category covered by the awareness programmes
Board of Directors (BODs)/	1	Principle 1, 2, 3, 4, 5, 6, 7, 8, 9	100%
Key Managerial Personnel (KMPs)	1	Principle 1, 2, 3, 4, 5, 6, 7, 8, 9	100%
Employees other than BoD and KMPs	216	Principle 1, 2, 3, 4, 5, 6, 7, 8, 9	62.53%
Workers (Permanent)			

2 Details of fines/ penalties/ punishment/ award/ compounding fees/ settlement amount paid in proceedings (by the entity or by Directors/ KMPs) with regulators/ law enforcement agencies/ judicial institutions, in the financial year (Note: the entity shall make disclosures on the basis of materiality as specified in Regulation 30 of SEBI (Listing Obligations and Disclosure Requirements) Regulations, 2015 and as disclosed on the entity's website):

Monetary					
Segment	NGRBC Principle	Name of the regulatory/ Enforcement agencies/ judicial institutions	Amount (In INR)	Brief of the Case	Has an appeal been preferred? (Yes/No)
Penalty/ Fine			NIL		
Settlement					
Compounding Fees					
Non-Monetary					
Segment	NGRBC Principle	Name of the regulatory/ Enforcement agencies/judicial institutions	Amount (In INR)	Brief of the Case	Has an appeal been preferred? (Yes/No)
Imprisonment			NIL		
Punishment					

3 Of the instances disclosed in Question 2 above, details of the Appeal/ Revision preferred in cases where monetary or non-monetary action has been appealed

Not applicable

4 Does the entity have an anti-corruption or anti-bribery policy? If yes, provide details in brief and if available, provide a web-link to the policy.

Yes. Ipca has good governance and anti- corruption policy. The policy reiterates that Ipca does not tolerate any bribery or corruption and conduct all of its business activities with honesty, integrity, and the ethical standards in all of its areas of operation. The policy applies to all members of the Board of Directors, full and part-time employees of the Company, its subsidiaries and affiliates. All business partners are also expected to follow the same standard of ethics when conducting business with the Company or on its behalf. Refer to our good governance and anti- corruption policy web page <https://www.ipca.com/wp-content/pdf/corporate-policy/2023/Good-Governance-and-Anti-Corruption-Policy.pdf>

5 Number of Directors/KMPs/employees/workers against whom disciplinary action was taken by any law enforcement agency for the charges of bribery/corruption.

	FY 25-26	FY 24-25
Directors	0	0
KMPs	0	0
Employees	0	0
Workers	0	0

6 Details of complaints with regard to conflict of interest:

	FY 25-26		FY 24-25	
	Number	Remarks	Number	Remarks
Number of complaints received in relation to issues of Conflict of Interest of the Directors	0	Not applicable	0	Not applicable
Number of complaints received in relation to issues of conflict of interest of the KMPs	0	Not applicable	0	Not applicable

7 Provide details of any corrective action taken or underway on issues related to fines/penalties/action taken by regulators/law enforcement agencies/judicial institutions, on cases of corruption and conflicts of interest.

Not applicable

8 Number of days of accounts payables ((Accounts payable *365) / Cost of goods/services procured) in the following format:

	FY 25-26	FY 24-25
Number of days of accounts payables	67	56

9 Open-ness of business

Provide details of concentration of purchases and sales with trading houses, dealers, and related parties along-with loans and advances & investments, with related parties, in the following format:

Parameter	Metrics		FY 25-26	FY 24-25
Concentration of Purchases	a.	Purchases from trading houses as % of total purchases	15.63%	14.20%
	b.	Number of trading houses where purchases are made from	94	95
	c.	Purchases from top 10 trading houses as % of total purchases from trading houses	74.50%	71.00%
Concentration of Sales	a.	Sales to dealers / distributors as % of total sales	82.64%	81.40%
	b.	Number of dealers / distributors to whom sales are made	5220	4671
	c.	Sales to top 10 dealers / distributors as % of total sales to dealers / distributors	21.95%	18.25%
Share of RPTs in	a.	Purchases (Purchases with related parties / Total Purchases)	6.76%	8.24%
	b.	Sales (Sales to related parties / Total Sales)	3.57%	3.15%
	c.	Loans & advances (Loans & advances given to related parties / Total loans & advances)	92.13%	92.21%
	d.	Investments (Investments in related parties / Total Investments made)	93.00%	92.07%

Leadership Indicators

1 Awareness programmes conducted for value chain partners on any of the Principles during the financial year:

Yes, awareness programmes covering BRSR Principles 1, 2, 3, 5, 6 and 9 relating to ethics, product responsibility, employee well-being, human rights, environmental management, and responsible value chain practices were conducted for critical Raw Material (RM) and Packaging Material (PM) suppliers.

2 Does the entity have processes in place to avoid/ manage conflict of interests involving members of the Board? (Yes/No) If Yes, provide details of the same

Yes, the Company's Code of Conduct expects all its Directors to avoid any activity that may create a conflict with the best interests of the Company. Annually Directors are required to disclose to the Company that they abide by the Code of Conduct.

PRINCIPLE 2 Businesses should provide goods and services in a manner that is sustainable and safe

Essential Indicators

1 Percentage of R&D and capital expenditure (capex) investments in specific technologies to improve the environmental and social impacts of product and processes to total R&D and capex investments made by the entity, respectively.

Segment	FY 25-26	FY 24-25	Details of improvements in environmental and social impacts
R&D	100%	100%	R&D investments focused on process improvement, resource optimization, and sustainable manufacturing practices to reduce environmental impact.
Capex	10.07%	5.37%	Investments focused on renewable energy, energy-efficient equipment, water treatment & recycling, emission control systems, and resource conservation initiatives to improve environmental performance and operational efficiency.

2 Does the entity have procedures in place for sustainable sourcing? (Yes/No) If yes, what percentage of inputs were sourced sustainably?

Yes , The Company has implemented sustainable sourcing practices through its Supplier Code of Conduct (SCOC) and Supplier Self-Assessment Questionnaire (SAQ). In accordance with SEBI BRSR Core requirements, key raw material and packaging material suppliers individually accounting for 2% or more of procurement value were identified and reviewed under the Company’s supplier ESG assessment framework during FY 2025-26.

3 Describe the processes in place to safely reclaim your products for reusing, recycling and disposing at the end of life, for (a) Plastics (including packaging) (b) E-waste (c) Hazardous waste and (d) other waste.

We have waste management systems in place across all manufacturing sites.

- (a) Plastic waste (including packaging): Plastic waste is segregated and either recycled or co-processed through authorized recyclers based on the type of waste generated.
- (b) E-waste: E-waste is disposed of through authorized recyclers in compliance with applicable E-waste Management Rules.
- (c) Hazardous waste: Hazardous waste is sent to authorized recyclers, pre-processors, cement industries for co-processing, or TSDF (Treatment, Storage and Disposal Facility) sites, as applicable.
- (d) Other waste (wastepaper and paper products): Wastepaper and paper products are sent for recycling through authorized recyclers. Ash generated from agro-waste boilers is utilized by brick manufacturers or disposed of through approved landfill facilities, as applicable.
- (e) Landfill minimization: The Company focuses on responsible waste management practices including recycling, resource recovery, and co-processing to minimize waste disposal to landfills.

4 Whether Extended Producer Responsibility (EPR) is applicable to the entity’s activities (Yes / No). If yes, whether the waste collection plan is in line with the Extended Producer Responsibility (EPR) plan submitted to Pollution Control Boards? If not, provide steps taken to address the same.

Yes, EPR is applicable to the Company’s activities and the waste collection plan is aligned with the EPR plan submitted to the Pollution Control Boards. The Company collects and recycles post-consumer plastic waste through authorized recyclers in line with its EPR obligations.

Leadership Indicators

- 1 Has the entity conducted Life Cycle Perspective / Assessments (LCA) for any of its products (for manufacturing industry) or for its services (for service industry)? If yes, provide details in the following format?**

Yes, we have conducted life cycle assessment for our API products under product category.

NIC Code	Name of Product / Service	% of total Turnover contributed	Boundary for which the Life Cycle Perspective / Assessment was conducted	Whether conducted by independent external agency (Yes/No)	Results communicated in public domain (Yes/No)	If yes, provide the web-link.
24232	Allopurinol AY3C	0.65%	Cradle to Grave	Yes	No	Detailed reports are provided to customers / suppliers on request
24232	Allopurinol AY3A	0.28%	Cradle to Grave	Yes	No	
24232	Atenolol	0.72%	Cradle to Grave	Yes	No	
24232	Furosemide	1.29%	Cradle to Grave	Yes	No	
24232	Glimepiride GP4	0.08%	Cradle to Grave	Yes	No	
24232	Metoclopramide HCL	0.27%	Cradle to Grave	Yes	No	
24232	Metoprolol Succinate	0.45%	Cradle to Grave	Yes	No	
24232	Paroxetine HCK PK3	0.36%	Cradle to Grave	Yes	No	
24232	Propranolol HCL	0.47%	Cradle to Grave	Yes	No	

- 2** If there are any significant social or environmental concerns and/or risks arising from production or disposal of your products / services, as identified in the Life Cycle Perspective / Assessments (LCA) or through any other means, briefly describe the same along-with action taken to mitigate the same.

No such significant impact identified towards environment during the Cradle to Grave – Life Cycle Assessment study of the products mentioned in the response to the previous question.

- 3** Percentage of recycled or reused input material to total material (by value) used in production (for manufacturing industry) or providing services (for service industry)

The Company has implemented solvent recovery and reuse systems across its manufacturing operations as part of its resource efficiency and circular economy initiatives. During FY 2025-26, approximately 70% of solvent material was recovered and reused in the production process (by quantity), thereby reducing virgin solvent consumption, improving resource efficiency and minimizing waste generation. The Company is also working towards strengthening value-based tracking mechanisms for recycled and reused input materials in line with BRSR reporting requirements.

- 4** Of the products and packaging reclaimed at end of life of products, amount (in metric tonnes) reused, recycled, and safely disposed

Particulars	FY 25-26			FY 24-25		
	Re-Used	Recycled	Safely Disposed	Re-Used	Recycled	Safely Disposed
Plastics (including packaging)	0	1371	0	0	1339	0
E-waste	0	0	0	0	0	0
Hazardous waste	0	0	0	0	0	0
Other waste (Date Expired Product)	0	0	14112	0	0	11507

- 5** Reclaimed products and their packaging materials (as percentage of products sold) for each product category

The Company, being in the pharmaceutical business, ensures safe disposal of reclaimed products through authorized incineration in compliance with applicable regulatory requirements, instead of reuse or recycling.

PRINCIPLE 3: Businesses should respect and promote the well-being of all employees, including those in their value chains

ESSENTIAL INDICATORS

1 A. Details of measures for the well-being of employees:

Category	% of Employees Covered By										
	Total (A)	Health Insurance		Accident Insurance		Maternity Benefits		Paternity Benefits		Day Care Facilities	
		Number (B)	% (B/A)	Number (C)	% (C/A)	Number (D)	% (D/A)	Number (E)	% (E/A)	Number (F)	% (F/A)
Permanent Employees											
Male	15,010	-	-	15,010	100	-	-	15,010	100	-	-
Female	1,042	-	-	1,042	100	1,042	100	-	-	-	-
Total	16,052	-	-	16,052	100	1,042	6.49	15,010	93.51	-	-
Other than Permanent Employees											
Male	476	-	-	476	100	-	-	-	-	-	-
Female	116	-	-	116	100	-	-	-	-	-	-
Total	592	-	-	592	100	-	-	-	-	-	-

B. Details of measures for the well-being of workers:

Category	% of Employees Covered By										
	Total (A)	Health Insurance		Accident Insurance		Maternity Benefits		Paternity Benefits		Day Care Facilities	
		Number (B)	% (B/A)	Number (C)	% (C/A)	Number (D)	% (D/A)	Number (E)	% (E/A)	Number (F)	% (F/A)
Permanent Workers											
Male	1,155	-	-	1,155	100	-	-	-	-	-	-
Female	3	-	-	3	100	-	-	-	-	-	-
Total	1,158	-	-	1,158	100	-	-	-	-	-	-
Other than Permanent Workers											
Male	5,345	-	-	5,345	100	-	-	-	-	-	-
Female	320	-	-	320	100	-	-	-	-	-	-
Total	5,665	-	-	5,665	100	-	-	-	-	-	-

C. Spending on measures towards well-being of employees and workers (including permanent and other than permanent) in the following format

	FY 25-26	FY 24-25
Cost incurred on well being measures as a % of total revenue of the company	0.26%	0.25%

2 Details of retirement benefits, for Current FY and Previous Financial Year.

Benefits	FY 25-26			FY 24-25		
	No. of employees covered as a % of total employees	No. of workers covered as a % of total workers	Deducted and deposited with the authority (Y/N/N.A.)	No. of employees covered as a % of total employees	No. of workers covered as a % of total workers	Deducted and deposited with the authority (Y/N/N.A.)
PF	100	100	Y	100	100	Y
Gratuity	100	100	Y	100	100	Y
ESI	26	64	Y	44	63	Y
Other - Superannuation	0.71	0.62	Y	0.23	0.13	Y

3 Accessibility of workplaces: Are the premises/ offices of the entity accessible to differently abled employees and workers, as per the requirements of the Rights of Persons with Disabilities Act, 2016? If not, whether any steps are being taken by the entity in this regard

Our facilities are equipped with ramps, assistance personnel, and other amenities to provide support for individuals with disabilities

4 Does the entity have an equal opportunity policy as per the Rights of Persons with Disabilities Act, 2016? If so, provide a web-link to the policy

Yes, the Company has an Equal Opportunity Policy in line with the Rights of Persons with Disabilities Act, 2016. Please refer to the section "Diversity, Equal Opportunity and Non-Discrimination" under the Human Rights Policy available on the Company's website: at: <https://www.ipca.com/wp-content/pdf/corporate-policy/2023/human-rights-policy.pdf>

5 Return to work and Retention rates of permanent employees and workers that took parental leave.

Gender	Permanent Employees		Permanent Workers	
	Return to work rate	Retention Rate	Return to work rate	Retention Rate
Male	100%	100%	-	-
Female	94%	100%	-	-
Total	97%	100%	-	-

6 Is there a mechanism available to receive and redress grievances for the following categories of employees and worker? If yes, give details of the mechanism in brief.

	Yes/No (If Yes, then give details of the mechanism in brief)
Permanent Workers	<p>Yes, Ipca has three mechanisms available to receive and redress grievances:</p> <p>1) Grievance Redressal Policy for Internal Stakeholder: It is applicable to all employees and workers to report grievance related to their employment, against a course of conduct, a lapse in judgement, or a planned course of action with regard to them by a manager, a coworker, or a supervisor.</p> <p>2) Whistle Blower Policy: It provides a formal mechanism to all employees and workers to report any actual or suspected concerns related to violation of the code of conduct or any other unethical behaviour.</p> <p>3) Sexual Harassment Policy: We also have in place internal committees for handling the grievances arising out of sexual harassment at the workplace thereby, adhering to the Prevention of Sexual Harassment Act.</p>
Other than Permanent Workers	
Permanent Employees	
Other than Permanent Employees	

7 Membership of employees and worker in association(s) or Unions recognized by the listed entity:

Category	FY 25-26			FY 24-25		
	Total employees / workers in respective category (A)	No. of employees / workers in respective category, who are part of association(s) or Union (B)	% (B / A)	Total employees / workers in respective category (C)	No. of employees / workers in respective category, who are part of association(s) or Union (D)	% (C / D)
Total Permanent Employees	16,052	-	-	15,555	-	-
Male	15,010	-	-	14,608	-	-
Female	1,042	-	-	947	-	-
Total Permanent Workers	1,158	1,158	100	1,223	1,223	100
Male	1,155	1,155	100	1,220	1,220	100
Female	3	3	100	3	3	100

8 Details of training given to employees and workers:

Category	FY 25-26					FY 24-25				
	Total (A)	On Health and Safety Measures		On Skill Upgradation		Total (D)	On Health and Safety Measures		On Skill Upgradation	
		Number (B)	% (B/A)	Number (C)	% (C/A)		Number (E)	% (E/D)	Number (F)	% (F/D)
Employees										
Male	15,010	12,931	86.15%	11,817	78.73%	14,608	6,717	45.98%	3,507	24.01%
Female	1,042	786	75.43%	515	49.42%	947	830	87.65%	388	40.97%
Total	16,052	13,717	85.45%	12,332	76.83%	15,555	7,547	48.52%	3845	25.04%
Workers										
Male	1,155	554	47.97%	1,155	100%	1,220	411	33.69%	70	6.00%
Female	3	-	0.00%	3	100.00%	3	-	0.00%	-	0.00%
Total	1,158	554	47.84%	1,158	100.00%	1,223	411	33.61%	70	5.72%

9 Details of performance and career development reviews of employees and worker:

Category	FY 25-26			FY 24-25		
	Total (A)	Number (B)	% (B / A)	Total (C)	Number (D)	% (D / C)
Employees						
Male	15,010	15,010	100%	14,608	14,608	100%
Female	1,042	1,042	100%	947	947	100%
Total	16,052	16,052	100%	15,555	15,555	100%
Workers						
Male	-	-	-	-	-	-
Female	-	-	-	-	-	-
Total	-	-	-	-	-	-

10 Health and safety management system:

- a. Whether an occupational health and safety management system has been implemented by the entity? (Yes/ No). If yes, the coverage such system?**

Yes, the Company has implemented an Occupational Health and Safety Management System across all manufacturing locations, covering employees, workers, and contractors. Plant-level safety committees monitor safety performance, and safety parameters are periodically reviewed by the Corporate Safety Committee.

- b. What are the processes used to identify work-related hazards and assess risks on a routine and non-routine basis by the entity?**

The Company has established corporate safety guidelines and site-level SOPs to identify and assess routine and non-routine work-related hazards. Dedicated EHS teams develop and implement relevant policies, procedures, and programs across all locations. The Company follows a well-defined Hazard Identification and Risk Assessment (HIRA) system to evaluate risks associated with products, activities, and services, enabling systematic risk assessment and prioritization of mitigation measures. In addition, specific risk assessments such as HAZOP for API products and processes, Risk Assessments for Formulation Units, and daily Job Safety Analysis (JSA) are carried out to identify and manage potential hazards. Furthermore, four API sites and four formulation sites are certified under ISO 45001, with regular surveillance and recertification audits conducted by external agencies.

- c. Whether you have processes for workers to report the work related hazards and to remove themselves from such risks. (Y/N). If yes, the coverage such system?**

Yes, the Company has mechanisms for employees and workers to report work-related hazards and unsafe situations. Employees can report near misses, injuries, incidents, and unsafe conditions to their department heads and EHS teams. A dedicated safety team conducts root cause analysis for reported incidents and implements corrective and preventive actions to avoid recurrence. Regular mock drills are conducted to verify the effectiveness of emergency preparedness and mitigation measures. The Company also ensures timely access to medical support through availability of ambulances, occupational health centres, and necessary antidotes at manufacturing locations.

- d. Do the employees/ worker of the entity have access to non-occupational medical and healthcare services? (Yes/ No). If yes, the coverage such system?**

Yes , partly covered under ESIC scheme as per applicability

11 Details of safety related incidents, in the following format:

Safety Incident/Number	Category	FY 25-26	FY 24-25
Lost Time Injury Frequency Rate (LTIFR) (per one million-person hours worked)	Employees	0.05	0.03
	Workers	0.77	0.62
Total recordable work-related injuries	Employees	2	1
	Workers	13	11
No. of fatalities	Employees	0	0
	Workers	0	0
High consequence work-related injury or ill-health (excluding fatalities)	Employees	0	0
	Workers	0	0

12 Describe the measures taken by the entity to ensure a safe and healthy work place.

The Company has established comprehensive health and safety systems comprising policies, SOPs, work permit systems, safety guidelines, risk assessments, Job Safety Analysis (JSA), and contractor safety management practices to ensure a safe and healthy workplace. Regular safety trainings, mock drills, safety committee meetings, incident investigations, near-miss reporting, safety inspections, audits, and behavioural safety observations are conducted across locations. The Company also ensures hazardous substance management, emergency preparedness, availability of PPEs, fire protection systems, and occupational health programmes. Periodic reviews and assessments are undertaken to continuously strengthen health and safety performance across operations.

13 Number of complaints on the following made by employees and workers

	FY 25-26			FY 24-25		
	Filed during the year	Pending resolution at the end of year	Remarks	Filed during the year	Pending resolution at the end of year	Remarks
Working Conditions	Nil	Nil		Nil	Nil	
Health & Safety	Nil	Nil		Nil	Nil	

14 Assessments for the year:

	% of your plants and offices that were assessed (by entity or statutory authorities or third parties)
Health and safety practices	100
Working Conditions	100

15 Provide details of any corrective action taken or underway to address safety-related incidents (if any) and on significant risks/concerns arising from assessments of health & safety practices and working conditions

Not applicable

Leadership Indicators

1 Does the entity extend any life insurance or any compensatory package in the event of death of (A) Employees (Y/N) (B) Workers (Y/N)

Yes, the Company extends life insurance and/or compensatory benefits to employees and workers in the event of death, in accordance with applicable policies, statutory provisions, and employment terms.

2 Provide the measures undertaken by the entity to ensure that statutory dues have been deducted and deposited by the value chain partners

The Company obtains and reviews statutory payment challans and compliance documents from value chain partners prior to processing invoices to ensure timely deduction and deposit of statutory dues. Compliance with statutory requirements is also periodically reviewed through internal and statutory audits.

3 Provide the number of employees / workers having suffered high consequence work related injury / ill-health / fatalities (as reported in Q11 of Essential Indicators above), who have been are rehabilitated and placed in suitable employment or whose family members have been placed in suitable employment:

	Total no. of affected employees/workers		No. of employees/workers that are rehabilitated and placed in suitable employment or whose family members have been placed in suitable Employment	
	FY 25-26	FY 24-25	FY 25-26	FY 24-25
Employees	Nil	Nil	Nil	Nil
Workers	Nil	Nil	Nil	Nil

4 Does the entity provide transition assistance programs to facilitate continued employability and the management of career endings resulting from retirement or termination of employment? (Yes/ No)

Yes, the Company provides transition assistance programmes and support mechanisms to facilitate continued employability and effective management of career transitions arising from retirement or separation from employment, as applicable.

5 Details on assessment of value chain partners:

	% of value chain partners (by value of business done with such partners) that were assessed
Health and safety practices	Suppliers individually contributing 2% or more of procurement value were assessed through the Company’s Supplier Self-Assessment Questionnaire (SAQ) and supplier ESG assessment framework.
Working Conditions	

6 Provide details of any corrective actions taken or underway to address significant risks/ concerns arising from assessments of health and safety practices and working conditions of value chain partners

The Company evaluates key value chain partners through its Supplier Self-Assessment Questionnaire (SAQ) and supplier ESG assessment framework. High-risk suppliers identified through the assessment process will be engaged in the next reporting cycle through corrective action plans, awareness communication, and periodic follow-up reviews.

PRINCIPLE 4: Businesses should respect the interests of and be responsive to all its stakeholders**Essential Indicators****1 Describe the processes for identifying key stakeholder groups of the entity.**

We consider individuals, groups, institutions or entities that contribute to shaping our business, that add value or constitute a core part of the business value chain as key stakeholders. Our stakeholders are both internal and external, and direct as well as indirect. Our key stakeholders include employees, investors, suppliers and partners, customers, government authorities, healthcare professionals, patients and the community.

2 List stakeholder groups identified as key for your entity and the frequency of engagement with each stakeholder group.

Sr. No.	Stakeholder Group	Whether Identified as vulnerable & marginalized groups (Yes /No)	Channels of communication	Frequency of Engagement	Purpose and scope of engagement including key topics and concerns raised during such engagement Instruction/Guidance
1	Employees	No	Digital and physical channels of communication including but not limited to e-mails, intranet, internal human resource portal, notice board, employee committees, engagement initiatives, employees redressal and appraisal and training programmes.	Continuous	Health and Safety Awareness, skill upgradation for personal and professional growth, awareness of company policy and grievance redressal, providing the latest and updated information on Company and industry developments
2	Shareholders/ Investors	No	Press releases, social media, website, analyst meets, analyst briefings, quarterly results, annual general meetings, financial reports, email advisories, Intimation to stock exchanges, annual/ quarterly financials, and investor meetings/ conferences	Frequent and need based	Update shareholders/investors on the business and financial performance, Company's strategy , potential opportunities and risks
3	Patients	Yes, depending on various factors such as health, income, access and others	Customer meets, mailers, news bulletins, brochures, social media, website	Frequent and need based	Increase awareness and educate to improve the health of our patients, identify and address the unmet patient needs and develop better products/ services for the patients
4	Health Care Professionals	No	In-person visits, e-mail, web conferences, brochures, social media, website	Frequent and need based	Update healthcare professionals on products, innovations, access, availability of our medicines and healthcare solutions, and to understand patient needs.
5	Customers	No	Physical and virtual meetings, customer events, calls, e-mail, website	Daily	Ensure regular supply of the products, keep them informed about new products, participate in the bids/ tenders and maximize the outreach of our products.
6	Suppliers and Partners	No	Physical and virtual meetings, calls, e-mail, website	Frequent and need based	We emphasize on sourcing and procurement of quality product and services and follow fair, transparent, ethical and sustainable practices and seek suppliers and partners who share the same commitment.

Sr. No.	Stakeholder Group	Whether Identified as vulnerable & marginalized groups (Yes /No)	Channels of communication	Frequency of Engagement	Purpose and scope of engagement including key topics and concerns raised during such engagement Instruction/Guidance
7	Government Authorities	No	E-mails, meetings, submissions	need based	Our engagement with official authorities, regulatory authorities, and policy-makers is to comply with all relevant statutory and regulatory requirements that are required by law
8	Community	Yes	Physical visits, digital channels	Frequent and need based	For the purpose of giving back to society, our corporate social responsibility and employee volunteering programmes target the areas of healthcare and education through partners and NGOs.

Leadership Indicators

- 1 Provide the processes for consultation between stakeholders and the Board on economic, environmental and social topics or if consultation is delegated, how is feedback from such consultations provided to the Board.**

Consultation with the respective stakeholder groups is done by the relevant business and functional heads. Feedback from such consultations is shared with the Board during the quarterly Board meetings

- 2 Whether stakeholder consultation is used to support the identification and management of environmental and social topics (Yes / No). If so, provide details of instances as to how the inputs received from stakeholders on these topics were incorporated into policies and activities of the entity**

We have conducted materiality assessment with our stakeholders to understand their concerns and feedback in terms of material topics pertaining to ESG parameters for the company. We have also incorporated these aspects in our policies

- 3 Details of instances of engagement with, and actions taken to, address the concerns of vulnerable/ marginalized stakeholder groups**

As part of the Corporate Social Responsibility (CSR) initiatives, we have implemented several CSR programs in the areas of healthcare, education, environmental aspects through partners and NGOs for marginalized sections of communities. For further details refer our annual report and CSR report.

PRINCIPLE 5 Businesses should respect and promote human rights

Essential Indicators

- 1 Employees and workers who have been provided training on human rights issues and policy(ies) of the entity, in the following format:**

Category	FY 25-26			FY 24-25		
	Total (A)	No. of employees / workers covered (B)	% (B / A)	Total (C)	No. of employees / workers covered (D)	% (D / C)
Employees						
Permanent	16,052	13,717	85	15,555	7,547	49
Other than permanent	592	403	68	530	380	72
Total Employees	16,644	14,120	85	16,085	7,927	49
Workers						
Permanent	1,158	554	48	1,223	411	34
Other than permanent	5,665	-	-	5,928	-	-
Total Workers	6,823	554	8	7,151	411	6

2 Details of minimum wages paid to employees and workers, in the following format:

Category	FY 25-26					FY 24-25				
	Total (A)	Equal to Minimum Wage		More than Minimum Wage		Total (D)	Equal to Minimum Wage		More than Minimum Wage	
		Number (B)	% (B / A)	Number (C)	% (C / A)		Number (E)	% (E / D)	Number (F)	% (F / D)
Employees										
Permanent										
Male	15,010	-	-	15,010	100	14,608	-	-	14,608	100
Female	1,042	-	-	1,042	100	947	-	-	947	100
Other than Permanent										
Male	476	-	-	476	100	419	-	-	419	100
Female	116	-	-	116	100	111	-	-	111	100
Workers										
Permanent										
Male	1,155	-	-	1,155	100	1,220	-	-	1,220	100
Female	3	-	-	3	100	3	-	-	3	-
Other than Permanent										
Male	5,345	5,345	100	-	-	5,614	5,614	100	-	-
Female	320	320	100	-	-	314	314	100	-	-

3 Details of remuneration/salary/wages, in the following format:**a Median remuneration / wages:**

Category	Male	Median remuneration/ salary/ wages of respective category	Female	Median remuneration/ salary/ wages of respective category
	Numbers		Numbers	
Board of Directors (BoD)	8	5,69,89,803	1	9,50,000
Key Managerial Personnel	5	9,04,13,685	-	-
Employees other than BoD and KMP	15,010	637,621	1,042	690,157
Workers	1,155	419,446	3	357,782

Note: Average remuneration has been considered for all categories based on available compensation data.

b Gross wages paid to females as % of total wages paid by the entity, in the following format:

	FY 25-26	FY 24-25
Gross wages paid to females as % of total wages	6.68	6.39

Note: FY24-25 percentage has been restated from 8.51% to 6.39% based on validated payroll data.

4 Do you have a focal point (Individual/ Committee) responsible for addressing human rights impacts or issues caused or contributed to by the business

Yes, we have a focal point responsible for addressing human rights impacts or issues caused or contributed to by the business.

5 Describe the internal mechanisms in place to redress grievances related to human rights issues.

Yes, The Company has established mechanisms for reporting and redressal of human rights related grievances through designated reporting channels and whistleblower mechanisms. Reported concerns are investigated confidentially, with appropriate corrective and preventive actions taken by relevant functional teams and committees.

6 Number of Complaints on the following made by employees and workers:

Category	FY 25-26			FY 24-25		
	Filed during the year	Pending resolution at the end of year	Remarks	Filed during the year	Pending resolution at the end of year	Remarks
Sexual Harassment	3	0		5	0	
Discrimination at workplace	-	-		-	-	
Forced Labour/Involuntary Labour	-	-		-	-	
Wages	-	-		-	-	
Other human rights related issues	-	-		-	-	

7 Complaints filed under the Sexual Harassment of Women at Workplace (Prevention, Prohibition and Redressal) Act, 2013 :

	FY 25-26	FY 24-25
Total Complaints reported under Sexual Harassment on of Women at Workplace (Prevention, Prohibition and Redressal) Act, 2013 (POSH)	3	5
Complaints on POSH as a % of female employees / workers	0.20	0.36
Complaints on POSH upheld	3	5

8 Mechanisms to prevent adverse consequences to the complainant in discrimination and harassment cases.

The Company has constituted Internal/Grievance Committees across locations to address complaints related to discrimination and harassment, including sexual harassment. The Company ensures confidentiality of investigations, protection of complainant identity, and safeguards against retaliation or adverse consequences for complainants.

9 Do human rights requirements form part of your business agreements and contracts

Yes, human rights requirements and expectations relating to ethical conduct, fair labour practices, non-discrimination, health & safety, and compliance are incorporated into relevant business agreements and contracts, wherever applicable.

10 Assessments for the year:

	% of your plants and offices that were assessed (by entity or statutory authorities or third parties)
Child Labour	100
Forced/Involuntary Labour	100
Sexual Harassment	100
Discrimination at workplace	100
Wages	100

All the locations under the entity are assessed on the above parameters, complying with the requirements of the Shop Establishments Act for offices and the Factory Inspector audits at plants and R&D centres

11 Provide details of any corrective actions taken or underway to address significant risks/ concerns arising from the assessments at Question 9 above

No significant risks or concerns were identified during the assessment; therefore, no corrective actions were required or undertaken.

Leadership Indicators

1 Details of a business process being modified/introduced as a result of addressing human rights grievances/complaints

No business processes were modified or newly introduced during the reporting period as no material human rights grievances, complaints, or significant risks were identified.

2 Details of the scope and coverage of any Human rights due diligence conducted.

The Company did not undertake any specific human rights due diligence assessment during the reporting period. However, human rights aspects are addressed through established policies, internal controls, grievance mechanisms, and compliance processes across operations.

3 Is the premise/office of the entity accessible to differently abled visitors as per the requirements of the Rights of Persons with Disabilities Act 2016?

Yes.

4 Details on assessment of value chain partners

Key raw material and packaging material suppliers individually contributing 2% or more of procurement value were assessed through the Company's Supplier Self-Assessment Questionnaire (SAQ) and supplier ESG assessment framework.

5 Provide details of any corrective actions taken or underway to address significant risks / concerns arising from the assessments at Question 4 above.

The Company assesses key value chain partners through its Supplier Self-Assessment Questionnaire (SAQ) and supplier ESG assessment framework covering areas such as child labour, forced labour, wages, health & safety practices, and working conditions. High-risk suppliers identified through the assessment process will be engaged in the next reporting cycle through corrective action plans, awareness communication, and periodic follow-up reviews.

PRINCIPLE 6: Businesses should respect and make efforts to protect and restore the environment**Essential Indicators****1 Details of total energy consumption (in Joules or multiples) and energy intensity**

Parameter	FY 25-26 (GJ)	FY 24-25 (GJ)
From renewable sources		
Total electricity consumption (A)	182,070	188,981
Total fuel consumption (B)	99,977	74,930
Energy consumption through other sources (C)	-	-
Total energy consumed from renewable sources (A+B+C)	282,047	263,911
From non-renewable sources		
Total electricity consumption (D)	707,372	616,566
Total fuel consumption (E)	1,578,913	1,551,911
Energy consumption through other sources (F)	-	-
Total energy consumed from non-renewable sources (D+E+F)	2,286,285	2,168,477
Total energy consumed (A+B+C+D+E+F)	2,568,332	2,432,387
Energy intensity per rupee of turnover (Total energy consumed in Giga Joule / Revenue from operations in INR Million)	35	36
Energy intensity per rupee of turnover adjusted for Purchasing Power Parity (PPP) (Total energy consumed in Giga Joule / Revenue from operations adjusted for PPP)	703	745
Energy intensity in terms of physical output (Total energy consumption in Giga Joule / Metric Tonnes production)	104	133

Note: FY24-25 figures have been restated following an inventory update.

* The revenue from operations has been adjusted for PPP based on the latest PPP conversion factor published for the year 2026 by International Monetary Fund (IMF) for India which is 20.34.

Note: Indicate if any independent assessment/ evaluation/assurance has been carried out by an external agency? (Y/N) If yes, name of the external agency

Yes, independent assurance was carried out by SGS India Private Limited

2 Does the entity have any sites/ facilities identified as designated consumers (DCs) under the Performance, Achieve and Trade (PAT) Scheme of the Government of India

No, none of the Company's sites/facilities are identified as Designated Consumers (DCs) under the Perform, Achieve and Trade (PAT) Scheme of the Government of India.

3 Provide details of the following disclosures related to water

Parameter	FY 25-26	FY 24-25
Water withdrawal by source (in kilolitres)		
(i) Surface water	-	-
(ii) Groundwater	586,577	589,956
(iii) Third party water (Municipal water supplies, etc.)	396,919	431,265
(iv) Seawater / desalinated water	-	-
(v) Others	-	-
Total volume of water withdrawal (in kilolitres) (i + ii + iii + iv + v)	983,496	1,021,221
Total volume of water consumption (in kilolitres)	979,005	1,015,428
Water intensity per rupee of turnover (Total water consumption in kilolitres / Revenue from operations in INR Million)	13	15
Water intensity per rupee of turnover adjusted for Purchasing Power Parity (PPP) (Total water consumption in kilolitres / Revenue from operations adjusted for PPP)	268	311
Water intensity in terms of physical output (Total water consumption in kilolitres / Metric Tonnes production)	49	55

* The revenue from operations has been adjusted for PPP based on the latest PPP conversion factor published for the year 2026 by International Monetary Fund (IMF) for India which is 20.34.

Note: Indicate if any independent assessment/ evaluation/assurance has been carried out by an external agency? (Y/N) If yes, name of the external agency

Yes, independent assurance was carried out by SGS India Private Limited

4 Provide the following details related to water discharged

Parameter		FY 25-26	FY 24-25
Water discharge by destination and level of treatment (in kilolitres)			
(i)	To Surface water		
-	No treatment	-	-
-	With treatment – please specify level of treatment	-	-
(ii)	To Groundwater		
-	No treatment	-	-
-	With treatment – please specify level of treatment	-	-
(iii)	To Seawater		
-	No treatment	-	-
-	With treatment – please specify level of treatment	-	-
(iv)	Sent to third-parties (Common Effluent Treatment Plant)		
-	No treatment		
-	With treatment – please specify level of treatment (post primary, secondary and tertiary treatment, sent to the CETP)	4,491	5,793
(v)	Others		
-	No treatment	-	-
-	With treatment – please specify level of treatment	-	-
Total water discharged (in kilolitres)		4,491	5,793

Note: Indicate if any independent assessment/ evaluation/assurance has been carried out by an external agency? (Y/N) If yes, name of the external agency

Yes, independent assurance was carried out by SGS India Private Limited

5 Has the entity implemented a mechanism for Zero Liquid Discharge? If yes, provide details of its coverage and implementation

Yes, the Company has implemented Zero Liquid Discharge (ZLD) mechanisms at 15 out of its 16 manufacturing plants in India through technologies such as Reverse Osmosis (RO), Multiple Effect Evaporator (MEE), Agitated Thin Film Dryer (ATFD), Diffused Air Flotation (DAF), and Mechanical Vapor Recompression Evaporation (MVRE).

- 1) 10 manufacturing plants, wastewater undergoes primary, secondary, and tertiary treatment in Effluent Treatment Plants (ETPs), after which contaminants are reduced to solids through ZLD systems. Treated and recycled water is reused in utilities, while treated sewage water from Sewage Treatment Plants (STPs) is utilized for gardening purposes within the premises.
- 2) 5 manufacturing plants, wastewater is treated through ETPs in accordance with Pollution Control Board (PCB) requirements, and treated water from ETPs and STPs is reused within the plant premises for gardening and utility purposes.
- 3) 1 manufacturing plants, wastewater is treated through ETPs as per PCB requirements, and the treated effluent is discharged to Common Effluent Treatment Plants (CETPs) located in the respective industrial clusters.

6 Please provide details of air emissions (other than GHG emissions) by the entity

Parameter	Units	FY 25-26	FY 24-25
NOx	mg/Nm3	47.65	37.14
SOx	mg/Nm3	39.93	44.16
Particulate matter (PM)	mg/Nm3	56.30	59.28

Note: Indicate if any independent assessment/ evaluation/assurance has been carried out by an external agency? (Y/N) If yes, name of the external agency

Yes, independent assurance was carried out by SGS India Private Limited

7 Provide details of greenhouse gas emissions (Scope 1 and Scope 2 emissions) & its intensity:

Parameter	Units	FY 25-26	FY 24-25
Total Scope 1 emissions	Metric tonnes of CO2 equivalent	162,634	164,362
Total Scope 2 emissions	Metric tonnes of CO2 equivalent	139,510	124,512
Total Scope 1 and Scope 2 emissions per rupee of turnover	Metric Tonnes of CO2 / INR Million	4.07	4.28
Total Scope 1 and Scope 2 emission intensity per rupee of turnover adjusted for Purchasing Power Parity (PPP)	Metric Tonnes of CO2 / Revenue adjusted to PPP	82.70	88.43
Total Scope 1 and Scope 2 emission intensity in terms of physical output	Metric Tonnes of CO2 / Metric Tonnes production	11.97	15.78

Note: Scope 1 emissions for FY24-25 have been restated following an inventory update.

* The revenue from operations has been adjusted for PPP based on the latest PPP conversion factor published for the year 2026 by International Monetary Fund (IMF) for India which is 20.34.

Note: Indicate if any independent assessment/ evaluation/assurance has been carried out by an external agency? (Y/N) If yes, name of the external agency

Yes, independent assurance was carried out by SGS India Private Limited

8 Does the entity have any project related to reducing Green House Gas emission? If Yes, then provide details

Yes, we have implemented multiple projects for reducing greenhouse gas emissions from our operations, details are as follows:

- 1) Installation of solar power systems to increase renewable energy consumption.
- 2) Replacement of conventional motors with energy-efficient BLDC motors and Variable Frequency Drives (VFDs).
- 3) Installation of LED lighting systems across facilities for energy conservation.
- 4) Deployment of energy-efficient air compressors and zero purge air dryers.
- 5) Steam and cooling system optimization initiatives to improve energy efficiency.
- 6) Automation and process optimization projects for reducing energy usage.
- 7) Water treatment, recycling, and conservation initiatives to improve resource efficiency.
- 8) Installation of emission control systems such as scrubbers for environmental protection.

9 Provide details of the following disclosures related to waste

Parameter	FY 25-26	FY 24-25
Total Waste generated (in metric tonnes)		
Plastic waste (A)	1,371	1,339
E-waste (B)	4	3
Bio-medical waste (C)	11	10
Construction and demolition waste (D)	-	-
Battery waste (E)	7	37
Radioactive waste (F)	-	-
Other hazardous waste* (G)	20,665	22,105
Other Non-hazardous waste generated** (H)	20,576	14,319
Total (A+B + C + D + E + F + G + H)	42,634	37,813
Waste intensity per rupee of turnover (Total waste generated in Metric Tonnes / Revenue from operations in INR Million)	0.57	0.56
Waste intensity per rupee of turnover adjusted for Purchasing Power Parity (PPP) (Total waste generated in Metric Tonnes / Revenue from operations adjusted for PPP)	11.67	11.57
Waste intensity in terms of physical output (Total waste generated in Metric Tonnes / production volume in metric tons)	2.12	2.07

For each category of waste generated, total waste recovered through recycling, re-using or other recovery operations (in metric tonnes)

Parameter	FY 25-26	FY 24-25
Plastic waste		
(i) Recycled	1,371	1,339
(ii) Re-used	-	-
(iii) Other recovery operations	-	-
Total	1,371	1,339
E-waste		
(i) Recycled	4	3
(ii) Re-used	-	-
(iii) Other recovery operations	-	-
Total	4	3
Battery waste		
(i) Recycled	7	37
(ii) Re-used	-	-
(iii) Other recovery operations	-	-
Total	7	37
Hazardous waste		
(i) Recycled	7,348	8,430
(ii) Re-used	-	-
(iii) Other recovery operations (Co-processing or recycling)	6,399	6,940
Total	18,407	15,370
Non-hazardous waste		
(i) Recycled	20,576	14,319
(ii) Re-used	-	-
(iii) Other recovery operations	-	-
Total	20,576	14,319

For each category of waste generated, total waste disposed by nature of disposal method (in metric tonnes)

Parameter	FY 25-26	FY 24-25
Bio-medical waste		
(i) Incineration	11	10
(ii) Landfilling	-	-
(iii) Other disposal operations	-	-
Total	11	10
Hazardous waste		
(i) Incineration	1,052	1,080
(ii) Landfilling	5,866	5,655
(iii) Other disposal operations	-	-
Total	6,918	6,735
Non-hazardous waste		
(i) Incineration	-	-
(ii) Landfilling	-	-
(iii) Other disposal operations	-	-
Total	-	-

* The revenue from operations has been adjusted for PPP based on the latest PPP conversion factor published for the year 2026 by International Monetary Fund (IMF) for India which is 20.34.

Note: Indicate if any independent assessment/ evaluation/assurance has been carried out by an external agency? (Y/N) If yes, name of the external agency.

Yes, independent assurance was carried out by SGS India Private Limited.

10 Briefly describe the waste management practices adopted in your establishments. Describe the strategy adopted by your company to reduce usage of hazardous and toxic chemicals in your products and processes and the practices adopted to manage such wastes.

The Company has implemented waste management practices across its manufacturing locations in line with applicable environmental regulations and sustainable waste management principles. Hazardous and non-hazardous wastes generated from operations are segregated, stored, recycled, co-processed, or disposed of through authorized agencies. The Company continuously focuses on process optimization, solvent recovery, cleaner technologies, and resource efficiency initiatives to reduce the usage of hazardous and toxic chemicals in products and processes.

In addition, pollution control systems such as Effluent Treatment Plants (ETPs), Multiple Effect Evaporators (MEEs), Zero Liquid Discharge (ZLD) systems, and scrubbers are operated to ensure safe waste management and minimize environmental impact across operations.

11 If the entity has operations/ offices in/ around ecologically sensitive areas (such as national parks, wildlife sanctuaries, biosphere reserves, wetlands, biodiversity hotspots, forests, coastal regulation zones etc.) where environmental approvals/ clearances are required, please specify details in the following format

None of our sites are located in ecologically sensitive sites.

12 Details of environmental impact assessments of projects undertaken by the entity based on applicable laws, in the current financial year:

Not applicable

13 Is the entity compliant with the applicable environmental law/ regulations/ guidelines in India; such as the Water (Prevention and Control of Pollution) Act, Air (Prevention and Control of Pollution) Act, Environment protection Act and rules thereunder (Y/N). If not, provide details of all such non-compliances

Yes, the Company is compliant with applicable environmental laws, regulations, and guidelines in India, including the Water Act, Air Act, Environment Protection Act, and rules made thereunder

Leadership Indicators

1 Water withdrawal, consumption and discharge in areas of water stress (in kilolitres):

For each facility / plant located in areas of water stress, provide the following information:

- (i) Name of the area : Ratlam, Indore, Dewas, Pithampur, Ranu, Kandla, Athal and Piparia
- (ii) Nature of operations : Manufacturing
- (iii) Water withdrawal, consumption and discharge in the following format:

Parameter	FY 25-26	FY 24-25
Water withdrawal by source (in kilolitres)		
(i) Surface water	-	-
(ii) Groundwater	505,322	499,990
(iii) Third party water (Municipal water supplies, etc.)	193,642	191,134
(iv) Seawater / desalinated water	-	-
(v) Others	-	-
Total volume of water withdrawal (in kilolitres) (i + ii + iii + iv + v)	698,964	691,124
Total volume of water consumption (in kilolitres)	698,964	691,124
Water intensity per rupee of turnover (in kilolitres / INR Million) (Water consumed / turnover)	9.4	10.2
Water discharge by destination and level of treatment (in kilolitres)		
(i) To Surface water		
- No treatment	-	-
- With treatment – please specify level of treatment	-	-
(ii) To Groundwater		
- No treatment	-	-
- With treatment – please specify level of treatment	-	-
(iii) To Seawater		
- No treatment	-	-
- With treatment – please specify level of treatment	-	-
(iv) Sent to third-parties		
- No treatment	-	-
- With treatment – please specify level of treatment	-	-
(v) Others		
- No treatment	-	-
- With treatment – please specify level of treatment	-	-
Total water discharged (in kilolitres)	-	-

Note: Indicate if any independent assessment/ evaluation/assurance has been carried out by an external agency? (Y/N) If yes, name of the external agency

Yes, independent assurance was carried out by SGS India Private Limited

2 Please provide details of total Scope 3 emissions & its intensity

Parameter	Units	FY 25-26	FY 24-25
Total Scope 3 emissions	Metric tonnes of CO2 equivalent	683,726	730,491
Total Scope 3 emissions per rupee of turnover	Metric Tonnes of CO2 / INR Million	9.20	10.82
Total Scope 3 emissions intensity in terms of physical output	Metric Tonnes of CO2 / Metric Tonnes production	34.01	39.92

Scope 3 emissions for FY24-25 have been restated following an inventory update.

Note: Indicate if any independent assessment/ evaluation/assurance has been carried out by an external agency? (Y/N) If yes, name of the external agency.

3 With respect to the ecologically sensitive areas reported at Question 10 of Essential Indicators above, provide details of significant direct & indirect impact of the entity on biodiversity in such areas along-with prevention and remediation activities.

Not applicable

4 If the entity has undertaken any specific initiatives or used innovative technology or solutions to improve resource efficiency, or reduce impact due to emissions / effluent discharge / waste generated, please provide details of the same as well as outcome of such initiatives, as per the following format

Sr. No.	Initiative undertaken	Details of the initiative (Web-link, if any, may be provided along-with summary)	Outcome of the initiative
1	Energy Efficient Air Compressors & Zero Purge Dryers	Adoption of energy-efficient compressors and air dryer systems to minimize energy losses in compressed air systems.	Energy savings and reduction in indirect GHG emissions.
2	Scrubber & Emission Control Systems	Installation of scrubbers and advanced pollution control systems for process emission treatment.	Reduction in air emissions and improved environmental performance.
3	Multiple Effect Evaporator (MEE) System	Installation/upgradation of MEE systems for recovery and reuse of wastewater in manufacturing operations.	Reduction in wastewater discharge and freshwater consumption
4	Variable Frequency Drives (VFDs)	Installation of VFDs in motors, pumps and utility equipment to optimize energy consumption based on process load.	Reduction in electricity consumption and improved operational efficiency.

5 Does the entity have a business continuity and disaster management plan? Give details in 100 words/ web link.

Yes, the Company has established Business Continuity and Disaster Management plans across its operations to ensure preparedness and effective response to emergencies and unforeseen events. The plans include risk assessment, emergency response procedures, fire and safety systems, mock drills, disaster recovery measures, crisis communication protocols, and business continuity mechanisms for critical operations. Dedicated EHS and emergency response teams regularly review and monitor preparedness measures to ensure operational resilience and safety of employees, assets, and surrounding communities

6 Disclose any significant adverse impact to the environment, arising from the value chain of the entity. What mitigation or adaptation measures have been taken by the entity in this regard

The Company recognizes that environmental impacts may arise across its value chain, particularly from procurement of raw materials, packaging materials, transportation, energy consumption, waste generation, and emissions associated with supplier operations. To mitigate these impacts, the Company promotes responsible sourcing practices, conducts awareness programmes for critical suppliers on BRSR principles and environmental management practices, and encourages compliance with applicable environmental regulations. The Company also focuses on resource efficiency, waste reduction, renewable energy adoption, and sustainable operational practices across its value chain to minimize environmental impact.

7 Percentage of value chain partners (by value of business done with such partners) that were assessed for environmental impacts

Key raw material and packaging material suppliers individually contributing 2% or more of procurement value were assessed for environmental impacts through the Company’s Supplier Self-Assessment Questionnaire (SAQ) and supplier ESG assessment framework during FY 2025-26.

PRINCIPLE 7: Businesses, when engaging in influencing public and regulatory policy, should do so in a manner that is responsible and transparent

Essential Indicators

- 1 (a) **Number of affiliations with trade and Industry Chambers / Associations: 10**
 (b) **List the top 10 trade and industry chambers/ associations (determined based on the total members of such body) the entity is a member of/ affiliated to.**

Sr. No.	Name of the trade and industry chambers/ associations	Reach of trade and industry chambers/ associations (State/National)
1	Indian Drugs Manufacturing Association (IDMA)	National
2	Indian Pharmaceutical Alliance (IPA)	National
3	Pharmaceuticals Export Promotion Council of India (PHARMEXCIL)	National
4	IMC Chamber of Commerce and Industry	National
5	Federation of Indian Export Organizations (FIEO)	National
6	National Safety Council (NSC)	National
7	Silvassa Industries and Manufacturers Association	State
8	Federation of Gujarat Industries (FGI)	State
9	Association of Industries Madhya Pradesh	State
10	Chamber of Marathwada Industries and Agriculture	State

- 2 **Provide details of corrective action taken or underway on any issues related to anticompetitive conduct by the entity, based on adverse orders from regulatory authorities.**

Name of authority	Brief of the case	Corrective action taken
Nil	Nil	Nil
Nil	Nil	Nil

Leadership Indicators

- 1 **Details of public policy positions advocated by the entity**

Sr. No.	Public policy advocated	Method resorted for such advocacy	Whether information available in public domain? (Yes/No)	Frequency of Review by Board(Annually/ Half yearly/ Quarterly / Others –please specify)	Web Link, if available
Nil					

PRINCIPLE 8: Businesses should promote inclusive growth and equitable development

Essential Indicators

- 1 **Details of Social Impact Assessments (SIA) of projects undertaken by the entity based on applicable laws, in the current financial year**

Name and brief details of project	SIA Notification No.	Date of notification	Whether conducted by independent external agency (Yes / No)	Results communicated in public domain (Yes / No)	Relevant Web link
NA	NA	NA	NA	NA	NA

Note: During the year, the Company has not undertaken any SIA under the Right to Fair Compensation and Transparency in Land Acquisition, Rehabilitation and Resettlement Act, 2013.

- 2 **Provide information on project(s) for which ongoing Rehabilitation and Resettlement (R&R) is being undertaken by your entity**

Not applicable

- 3 **Describe the mechanisms to receive and redress grievances of the community**

The Company engages with community members through NGO partners, stakeholder interactions, and in-person meetings. These communication channels facilitate receipt, review, and timely redressal of community grievances and concerns.

4 Percentage of input material (inputs to total inputs by value) sourced from suppliers

Sr. No.	Description	FY 25-26	FY 24-25
1	Directly sourced from MSMEs/ small producers	34.60%	29.10%
2	Directly from within India	76.60%	78.56%

5 Job creation in smaller towns – disclose wages paid to persons employed (including employees or workers employed on a permanent or non-permanent / on contract basis) in the following locations, as % of total wage cost

Location	FY 25-26	FY 24-25
Rural	11.30%	13.43%
Semi-urban	3.62%	2.86%
Urban	25.11%	21.20%
Metropolitan	59.97%	62.50%

Leadership indicators

1 Provide details of actions taken to mitigate any negative social impacts identified in the Social Impact Assessments (Reference: Question 1 of Essential Indicators above):

No negative social impact identified

2 Details of beneficiaries of CSR Projects:

Sr. No.	State	Aspirational District	Amount spent (In INR)
1	Madhya Pradesh	Khandwa	2,039,000
2	Uttarakhand	Haridwar	893,000

3 (a) Do you have a preferential procurement policy where you give preference to purchase from suppliers comprising marginalized/ vulnerable groups? (Yes/No)

No, the Company does not have any preferential procurement policy focusing on suppliers from marginalised/ vulnerable groups

(b) From which marginalised/vulnerable groups do you procure?

Not applicable.

(c) What percentage of total procurement (by value) does it constitute?

Not applicable.

4 Details of the benefits derived and shared from the intellectual properties owned or acquired by your entity (in the current financial year), based on traditional knowledge:

Not applicable.

5 Details of corrective actions taken or underway, based on any adverse order in intellectual property related disputes wherein usage of traditional knowledge is involved

Not applicable.

6 Details of beneficiaries of CSR Projects:

Sr. No.	CSR Projects	No. of persons benefited from CSR Projects	% of beneficiaries from vulnerable and marginalized groups
1	Promotion of education,vocational training and skill enhancement projects	7,876,454	94%
2	Environmental sustainability, animal welfare and agroforestry	1,274,540	35%
3	Rural development projects	405,092	100%
4	Eradication of poverty, promotion of healthcare,sanitation,drinking water	17,012	86%
5	Promoting sports	676,131	29%

PRINCIPLE 9: Businesses should engage with and provide value to their consumers in a responsible manner**Essential Indicators****1 Describe the mechanisms in place to receive and respond to consumer complaints and feedback.**

The Company has established standard operating procedures and dedicated teams for handling and investigating product complaints received from customers. Complaints are logged into the Company's system and shared with the respective manufacturing location for investigation. The investigation is completed within defined timelines, and responses along with corrective and preventive actions, wherever necessary, are communicated to the complainant to avoid recurrence.

2 Turnover of products and/ services as a percentage of turnover from all products/service that carry information about:

	As a percentage to total turnover
Environmental and social parameters relevant to the product	-
Safe and responsible usage	100%
Recycling and/or safe disposal	-

3 Number of consumer complaints in respect of the following:

	FY 25-26			FY 24-25		
	Received during the year	Pending resolution at end of year	Remarks	Received during the year	Pending resolution at end of year	Remarks
Data Privacy	Nil	Nil	-	Nil	Nil	-
Advertising	Nil	Nil	-	Nil	Nil	-
Cyber-security	Nil	Nil	-	Nil	Nil	-
Delivery of essential services	Nil	Nil	-	Nil	Nil	-
Restrictive Trade Practices	Nil	Nil	-	Nil	Nil	-
Unfair Trade Practices	Nil	Nil	-	Nil	Nil	-
Other	Nil	Nil	-	Nil	Nil	-

4 Details of instances of product recalls on account of safety issues:

	Numbers	Reason for Recall
Voluntary recalls	9	1) Recalled due to out of specification observed in related substance test during stability studies. 2) Recalled due to market complaints received
Forced recalls	Nil	

5 Does the entity have a framework/ policy on cyber security and risks related to data privacy? (Yes/No) If available, provide a web-link of the policy.

Yes. The Company has established frameworks and controls relating to cyber security and data privacy risks to safeguard business and personal data.

Refer to the Company's Data Privacy Policy available at <https://www.ipca.com/wp-content/pdf/corporate-policy/2023/data-privacy-policy.pdf>

6 Provide details of any corrective actions taken or underway on issues relating to advertising, and delivery of essential services; cyber security and data privacy of customers; re-occurrence of instances of product recalls; penalty / action taken by regulatory authorities on safety of products / services.

No penalties / regulatory actions have been levied or taken on the above-mentioned parameters.

7 Provide the following information relating to data breaches:

a.	Number of instances of data breaches	Nil
b.	Percentage of data breaches involving personally identifiable information of customers	Nil
c.	Impact, if any, of the data breaches	No

Leadership Indicators

1 Channels / platforms where information on products and services of the entity can be accessed (provide web link, if available)

The Company's website provides detailed information on the products sold region-wise:

<https://www.ipca.com/active-pharmaceutical-ingredient-products/>

<https://www.ipca.com/pharmaceutical-formulations-manufacturers-india/>

<https://www.ipca.com/branded-formulations-international/>

<https://www.ipca.com/generic-drug-formulations/>

<https://www.ipca.com/our-businesses-global-businesses-united-kingdom/>

<https://www.ipca.com/our-businesses-global-businesses-usa/>

<https://www.ipca.com/our-businesses-global-businesses-russia/>

2 Steps taken to inform and educate consumers about safe and responsible usage of products and/or services

The Company provides product information, usage instructions, safety guidelines, and precautions through product labels, packaging inserts, and prescribing information to promote safe and responsible usage of its products.

3 Mechanisms in place to inform consumers of any risk of disruption/discontinuation of essential services.

The Company has established mechanisms to communicate potential product/service discontinuation to relevant stakeholders. As per the guidelines of National Pharmaceutical Pricing Authority (NPPA), the Company discloses discontinuation of any scheduled formulation by issuing a public notice for relevant stakeholders in addition to informing the Government at least six months prior to the intended date of discontinuation

4 Does the entity display product information on the product over and above what is mandated as per local laws? (Yes/No/Not Applicable) If yes, provide details in brief. Did your entity carry out any survey with regard to consumer satisfaction relating to the major products / services of the entity, significant locations of operation of the entity or the entity as a whole? (Yes/No)

No

5 Provide the following information relating to data breaches:

a.	Number of instances of data breaches along-with impact:	Nil
b.	Percentage of data breaches involving personally identifiable information of customer:	Nil

INDEPENDENT ASSURANCE STATEMENT

Independent Assurance Statement to Ipca Laboratories Limited on its BRSR Report for FY 2025-26

The Board of Directors,

Ipca Laboratories Limited,
125, Kandivli Industrial Estate,
Kandivli (West), Mumbai – 400 067,
Maharashtra, India.

Nature of the Assurance

SGS India Private Limited (hereinafter referred to as 'SGS India') was engaged by Ipca Laboratories Limited (the 'Company' or 'Ipca') to conduct an independent assurance of the Company's Business Responsibility and Sustainability Reporting (BRSR) (the 'Report') for the reporting period of April 1, 2025, to March 31, 2026. SGS India has conducted a Reasonable level of Assurance for the BRSR core indicators and a Limited level of assurance for the remaining BRSR parameters, including essential and leadership indicators and all disclosures made thereunder. This assurance engagement was conducted in accordance with International Standard on Assurance Engagements (ISAE) 3000 (Revised) and ISAE 3410.

Reporting Framework

The Report has been prepared following

1. BRSR Core and Non-Core Framework for Assurance and ESG Disclosures for Value Chain (Circular No. HO/49/14/14(7)2025-CFD-POD2/I/3762/2026), dated 30 January 2026 circular.
2. Greenhouse Gas Protocol: A Corporate Accounting and Reporting Standard.

Intended Users of this Assurance Statement

This Assurance Statement is provided with the intention of informing all Ipca Laboratories Limited internal and external Stakeholders.

Responsibilities

The information in the report and its presentation is the responsibility of the Company's management. SGS India has not been involved in the preparation of any of the material included in the report.

Our responsibility is to express an opinion on the text, data, and statements within the defined scope of assurance, aiming to inform the management of the Company, and in alignment with the agreed terms of reference. We do not accept or assume any responsibility beyond this specific scope. The Statement shall not be used for interpreting the overall performance of the Company, except for the aspects explicitly mentioned within the scope.

Assurance Standard

SGS has conducted a Reasonable level of Assurance for BRSR core parameters under 9 ESG Attributes, and a Limited level of assurance for the remaining BRSR Non-core parameters, including all essential indicators as specified under BRSR standards and amendments made as of the date. This engagement was performed in accordance with the International Standard on Assurance Engagement (ISAE) 3000 (revised) and ISAE 3410 (Assurance Engagements other than Audits or Reviews of Historical Financial Information).

Our evidence-gathering procedures were designed to obtain a 'Reasonable' level of assurance, which is a high level of assurance in accordance with ISAE 3000(revised) standard, but is not absolute certainty. It involves obtaining sufficient appropriate evidence to support the conclusion that the information presented in the report is fairly stated and is free from material misstatements.

Statement of Independence and Competence

The SGS Group of companies is the world leader in inspection, testing, and assurance, operating in more than 140 countries and providing services including management systems and service certification; quality, environmental, social, and ethical auditing and training; and environmental, social, and sustainability report assurance. SGS India affirms our independence from Ipca Laboratories Limited, being free from bias and conflicts of interest with the organization, its subsidiaries, and stakeholders.

The assurance team was assembled based on their knowledge, experience, and qualifications for this assignment, and comprised auditors registered with ISO 26000, ISO 20121, ISO 50001, SA8000, RBA, QMS, EMS, SMS, GPMS, CFP, WFP, GHG Verification, and GHG Validation Lead Auditors, and experience on the SRA Assurance.

Scope of Assurance

The assurance process involved assessing the quality, accuracy, and reliability of BRSR Core and Non-Core Indicators, including all KPI's within the report for the period April 1, 2025, to March 31, 2026. The reporting scope and boundaries include Ipca Laboratories Limited, 16 Manufacturing plants including API and pharma and 5 head office spread across India.

Assurance Methodology

The assurance comprised a combination of desktop review, interaction with the key personnel engaged in the process of developing the report, on-site visits, and remote verification of data. Specifically, SGS India undertook the following activities:

- Assessment of the suitability of the applicable criteria in terms of their comprehensiveness, reliability, and accuracy.
- Interaction with key personnel responsible for collecting, consolidating, and calculating the BRSR core and non-core indicators, and assessing the internal control mechanisms in place to ensure data quality.
- Application of analytical procedures and verification of documents on a sample basis for the compilation and reporting of the KPIs.
- Assessing the aggregation process of data at the Head Office level.
- Critical review of the report regarding the plausibility and consistency of qualitative and quantitative information related to the KPIs.

Limitations

SGS India did not come across any limitation to the agreed scope of the assurance engagement. SGS India verified data on a sample basis; the responsibility for the authenticity of the data entirely lies with the Company. The assurance scope excluded forward-looking statements, product- or service-related information, external information sources, and expert opinions. SGS India has not been involved in the evaluation or assessment of any financial data/performance of the company. Our opinion on financial indicators is based on the third-party financial reports audited by the Company. SGS India does not take any responsibility for the financial data reported in the audited financial reports of the Company.

The assurance scope excludes:

- Disclosures other than those mentioned in the assurance scope.
- Data reviews outside the operational sites as mentioned in the reporting boundary.
- Validation of any data and information other than those presented in "Findings and Conclusions."
- The assurance engagement considers an uncertainty of $\pm 5\%$ based on the materiality threshold for Assumption/ estimation/ measurement errors and omissions.
- The Company's statements that describe the expression of opinion, belief, aspiration, expectation, aim to future intention provided by the Company, and assertions related to Intellectual Property Rights and other competitive issues.
- Mapping of the Report with reporting frameworks other than those mentioned in the Reporting Criteria above.

Findings and Conclusions

BRSR Core Indicators:

Based on the procedures we have performed and the evidence we have obtained, we are satisfied that the information presented by the Company in its report, on the Core Indicators (Annexure A), is complete, accurate, reliable, has been fairly stated in all material respects, and is prepared in line with the BRSR requirements.

BRSR Non-Core Indicators:

Based on the procedures we have performed and the evidence we have obtained, nothing has come to our attention that causes us to believe that the data reported (Annexure B) in the BRSR report are not prepared, in all material respects, in accordance with the reporting criteria.

For and on behalf of SGS India Private Limited

Kalpesh Thombare

Technical Reviewer and National Manager -ESG
& Sustainability Services, SGS India.

26th May, 2026

Chirag Bafna

Lead Verifier and Senior Technical Associate -
ESG & Sustainability Services, SGS India
Team Member - Nakshatra Shinde (Technical Associate)

26th May, 2026

Annexure A

The BRSR Core indicators that were subject to verification under this assurance engagement are detailed below:

Sr.No.	BRSR Core Attribute	BRSR Core Indicator
1.	Greenhouse gas (GHG) footprint	<ul style="list-style-type: none"> • Total scope 1 emissions • Total scope 2 emissions • GHG emission intensity (scope 1 +2)
2.	Water footprint	<ul style="list-style-type: none"> • Total water consumption • Water consumption intensity • Water discharge by destination and levels of treatment
3.	Energy footprint	<ul style="list-style-type: none"> • Total energy consumed • % of energy consumed from renewable sources • Energy intensity
4.	Embracing circularity	<ul style="list-style-type: none"> • Plastic waste • E-waste • Bio medical waste • Construction and demolition waste • Battery waste • Radioactive waste • Other hazardous waste • Other non-hazardous waste • Total waste generated • Waste intensity • Each category of waste generated, total waste recovered through recycling, re-using or other recovery operations. • For each category of waste generated, the total waste disposed of by the nature of the disposal method
5.	Employee well-being and safety	<ul style="list-style-type: none"> • Spending on measures towards the well-being of employees as a % of the total revenue of the Company • Details of safety-related incidents for employees
6.	Enabling gender diversity in business	<ul style="list-style-type: none"> • Gross wages paid to females as % of wages paid. • Complaints on POSH
7.	Enabling inclusive development	<ul style="list-style-type: none"> • Input material sourced from MSMEs/ small producers as % of total purchases. • Job creation in smaller towns: Wages paid to people employed in smaller towns as % of total wage cost
8.	Fairness in engaging with customers and suppliers	<ul style="list-style-type: none"> • Instances involving loss/breach of data of customers as a percentage of total data breaches or cybersecurity events. • Number of days of accounts payable
9.	Openness of business	<ul style="list-style-type: none"> • Concentration of purchases & sales done with trading houses, dealers, and related parties • Loans and advances & investments with related parties

Annexure B

The BRSR (Core and Non-Core) indicators that were subject to verification under this assurance engagement are detailed below:

Section C	Limited Assurance - Essential and Leadership (Non-Core) Indicators	Reasonable Assurance - Core Indicators
Principle 1: Businesses should conduct and govern themselves with integrity, and in a manner that is ethical, transparent, and Accountable.	1,2,3,4,5,6,7	8,9
Principle 2: Businesses should provide goods and services in a manner that is sustainable and safe.	1,2,3,4,5	-
Principle 3: Businesses should respect and promote the well-being of all employees, including those in their value chains.	1,2,3,4,5,6,7,8,9,10,12,13,14,15	1(C),11
Principle 4: Businesses should respect the interests of and be responsive to all their stakeholders.	1,2,3	-
Principle 5: Businesses should respect and promote human rights.	1,2,3,4,5,6,7,8,9,10,11	3 (b),7
Principle 6: Businesses should respect and make efforts to protect and restore the environment.	1,2,3,4,5,6,7,8,9,10,12,13	1,3,4,7,9
Principle 7: Businesses, when engaging in influencing public and regulatory policy, should do so in a manner that is responsible and transparent.	1,2	-
Principle 8: Businesses should promote inclusive growth and equitable development.	1,2,3,4,5,6	4,5
Principle 9: Businesses should engage with and provide value to their consumers in a responsible manner	1,2,3,4,5,6	7

FORM NO. MR-3**SECRETARIAL AUDIT REPORT****FOR THE FINANCIAL YEAR ENDED 31ST MARCH, 2026**

(Pursuant to Section 204 (1) of the Companies Act, 2013 and rule No. 9 of the Companies
(Appointment and Remuneration of Managerial Personnel) Rules, 2014)

To,

The Members,

Ipca Laboratories Limited

We have conducted the secretarial audit of the compliance of applicable statutory provisions and the adherence to good corporate practices by Ipca Laboratories Limited (hereinafter called the Company). Secretarial Audit was conducted in a manner that provided us a reasonable basis for evaluating the corporate conducts/statutory compliances and expressing our opinion thereon.

Based on our verification of the Company's books, papers, minute books, forms and returns filed and other records maintained by the Company, to the extent the information provided by the Company, its officers, agents and authorised representatives during the conduct of secretarial audit, the explanations and clarifications given to us and the representations made by the Management and considering the relaxations granted by the Ministry of Corporate Affairs and Securities and Exchange Board of India, we hereby report that in our opinion, the company has, during the audit period covering the financial year ended on March 31, 2026, generally complied with the statutory provisions listed hereunder and also that the Company has proper Board processes and compliance mechanism in place to the extent, in the manner and subject to the reporting made hereinafter:

We have examined the books, papers, minute books, forms and returns filed and other records made available to us and maintained by the Company for the financial year ended on March 31, 2026 according to the provisions of:

- (i) The Companies Act, 2013 (the Act) and the rules made thereunder;
- (ii) The Securities Contract (Regulation) Act, 1956 ('SCRA') and the rules made thereunder;
- (iii) The Depositories Act, 1996 and the Regulations and Bye-laws framed thereunder;
- (iv) Foreign Exchange Management Act, 1999 and the rules and regulations made thereunder to the extent of Foreign Direct Investment, Overseas Direct Investment and External Commercial Borrowings;
- (v) The following Regulations and Guidelines prescribed under the Securities and Exchange Board of India Act, 1992 ('SEBI Act'):
 - (a) The Securities and Exchange Board of India (Substantial Acquisition of Shares and Takeovers) Regulations, 2011;
 - (b) The Securities and Exchange Board of India (Prohibition of Insider Trading) Regulations, 2015;
 - (c) The Securities and Exchange Board of India (Issue of Capital and Disclosure Requirements) Regulations, 2018; (Not applicable to the Company during the audit period);
 - (d) The Securities and Exchange Board of India (Share Based Employee Benefits and Sweat Equity) Regulations, 2021; (Not applicable to the Company during the audit period);
 - (e) The Securities and Exchange Board of India (Issue and Listing of Non-Convertible Securities) Regulations, 2021; (Not applicable to the Company during the audit period);
 - (f) The Securities and Exchange Board of India (Registrars to an Issue and Share Transfer Agents) Regulations, 2025 regarding the Companies Act and dealing with client;
 - (g) The Securities and Exchange Board of India (Delisting of Equity Shares) Regulations, 2021; (Not applicable to the Company during the audit period);
 - (h) The Securities and Exchange Board of India (Buyback of Securities) Regulations, 2018; (Not applicable to the Company during the audit period); and
 - (i) Other regulations of the Securities and Exchange Board of India as are applicable to the Company.
- (vi) Other laws applicable specifically to the Company namely:
 - (1) Pharmacy Act, 1948,
 - (2) Drugs and Cosmetics Act, 1940,
 - (3) Drugs and Magic Remedies (Objectionable Advertisement) Act, 1954,
 - (4) Drug Pricing Control Order, 2013

We have also examined compliance with the applicable clauses of the following:

- (i) Secretarial Standards issued by The Institute of Company Secretaries of India with respect to board and general meetings.
- (ii) The Listing Agreements entered into by the Company with BSE Limited and National Stock Exchange of India Limited read with the SEBI (Listing Obligations and Disclosure Requirements) Regulations, 2015.

During the period under review, the Company has generally complied with the provisions of the Act, rules, regulations, guidelines, standards, etc. mentioned above.

We further report that:

The Board of Directors of the Company is duly constituted with proper balance of Executive Directors, Non-Executive Directors and Independent Directors. There were no changes in the composition of the Board of Directors that took place during the period under review.

Adequate notice was given to all directors to schedule the Board Meetings, agenda and detailed notes on agenda were sent at least seven days in advance other than those held at shorter notice, and a system exists for seeking and obtaining further information and clarifications on the agenda items before the meeting and for meaningful participation at the meeting.

As per the minutes, decisions at the Board Meetings were taken unanimously.

We further report that there are adequate systems and processes in the Company commensurate with the size and operations of the Company to monitor and ensure compliance with applicable laws, rules, regulations and guidelines.

We further report that during the audit period following events occurred which had bearing on the Company's affairs in pursuance of the above referred laws, rules, regulations, guidelines, standards, etc.:

1. Ipca Pharmaceuticals Inc, USA, a wholly owned subsidiary of the Company, sold its entire stake in Bayshore Pharmaceuticals LLC, USA (Bayshore), its wholly owned subsidiary at USD 4 lacs. In view of this, Bayshore has ceased to be a subsidiary of the Company.
2. The Company had incorporated a wholly owned subsidiary named Ipca Pharmaceuticals GmbH, in the Federal Republic of Germany.

For Parikh & Associates
Company Secretaries

Jigyasa N. Ved
Partner
FCS No: 6488 CP No: 6018
UDIN: F006488H000546687
PR No.: 7327/2025

Place: Mumbai
Date: 29.05.2026

This Report is to be read with our letter of even date which is annexed as Annexure A and Forms an integral part of this report.

'Annexure A'

To,
The Members

Ipca Laboratories Limited

Our report of even date is to be read along with this letter.

1. Maintenance of secretarial record is the responsibility of the management of the Company. Our responsibility is to express an opinion on these secretarial records based on our audit.
2. We have followed the audit practices and process as were appropriate to obtain reasonable assurance about the correctness of the contents of the secretarial records. The verification was done on test basis to ensure that correct facts are reflected in secretarial records. We believe that the process and practices, we followed provide a reasonable basis for our opinion.
3. We have not verified the correctness and appropriateness of financial records and Books of Accounts of the Company.
4. Where ever required, we have obtained the Management Representation about the Compliance of laws, rules and regulations and happening of events, etc.
5. The Compliance of the provisions of Corporate and other applicable laws, rules, regulations, standards is the responsibility of management. Our examination was limited to the verification of procedure on test basis.
6. The Secretarial Audit report is neither an assurance as to the future viability of the Company nor of the efficacy or effectiveness with which the management has conducted the affairs of the Company.

For Parikh & Associates
Company Secretaries

Jigyasa N. Ved
Partner
FCS No: 6488 CP No: 6018
UDIN: F006488H000546687
PR No.: 7327/2025

Place: Mumbai
Date: 29.05.2026

INDEPENDENT AUDITOR'S REPORT

To The Members of Ipca Laboratories Limited

Report on the Audit of the Standalone Financial Statements

Opinion

We have audited the accompanying Standalone Financial Statements of Ipca Laboratories Limited ("the Company"), which comprise the Balance Sheet as at March 31, 2026, the Statement of Profit and Loss (including Other Comprehensive Income), the Statement of Changes in Equity and the Statement of Cash Flows for the year then ended, and notes to the financial statements, including a summary of Material Accounting Policy information and other explanatory information (hereinafter referred to as "the Standalone Financial Statements").

In our opinion and to the best of our information and according to the explanations given to us, the aforesaid Standalone Financial Statements give the information required by the Companies Act, 2013 ("the Act") in the manner so required and give a true and fair view in conformity with the Indian Accounting Standards prescribed under section 133 of the Act read with the Companies (Indian Accounting Standards) Rules, 2015, as amended, ("Ind AS") and other accounting principles generally accepted in India, of the state of affairs of the Company as at March 31, 2026, and its profit (including other comprehensive income), the changes in equity and its cash flows for the year ended on that date.

Basis for Opinion

We conducted our audit in accordance with the Standards on Auditing (SAs) specified under section 143(10) of the Act. Our responsibilities under those Standards are further described in the Auditor's Responsibilities for the Audit of the Standalone Financial Statements section of our report.

We are independent of the Company in accordance with the Code of Ethics issued by the Institute of Chartered Accountants of India ("ICAI") together with the ethical requirements that are relevant to our audit of the Standalone Financial Statements under the provisions of the Act and the Rules framed thereunder, and we have fulfilled our other ethical responsibilities in accordance with these requirements and the ICAI's Code of Ethics. We believe that the audit evidence we have obtained is sufficient and appropriate to provide a basis for our opinion on the Standalone Financial Statements.

Key Audit Matters

Key audit matters are those matters that, in our professional judgement, were of most significance in our audit of the Standalone Financial Statements of the current year. These matters were addressed in the context of our audit of the Standalone Financial Statements as a whole, and in forming our opinion thereon, we do not provide a separate opinion on these matters.

We have determined the matters described below to be the key audit matters to be communicated in our report.

Sr. No.	Key Audit Matter	Auditors' Response
1.	<p><u>Inventory Valuation</u></p> <p>The Company manufactures and sells pharmaceutical products which carry shelf life. As a result, significant level of judgement is involved in estimating inventory valuation. Judgement is required to assess the appropriate net realisable value for short dated raw material and pharmaceutical products. Such judgements include management expectations for future sales and inventory liquidation plans.</p>	<p><u>Our procedures included, amongst others:</u></p> <ul style="list-style-type: none"> • We attended stock counts to identify whether any inventory was obsolete, • We assessed the basis for the inventory valuation, the consistency in policy and the rationale in its application, • We tested the accuracy of the ageing of inventories based on system generated reports, • We reviewed the testing done for net realizable value of inventories and future plans for consumptions; • We tested the arithmetical accuracy of valuation files; and • We reviewed product-wise historical data relating to sales return etc. and also its impact on valuation. • We have assessed the adequacy of disclosure in the Standalone Financial Statements.

Sr. No.	Key Audit Matter	Auditors' Response
2.	<p><u>Impairment of Property, plant & equipment</u></p> <p>There is a risk of impairment of the Company's Property, plant and equipment (PPE) on account of the inherent nature of the PPE and the business environment in which the Company operates. As on March 31, 2026 the carrying amount of PPE & CWIP was Rs. 3,319.56 crores which represent 33.96 % of total assets. The Management determines at the end of each reporting period the existence of any objective evidence that the Company's PPE may be impaired. If there are indicators of impairment of class of assets, the deficit between the recoverable amount of the PPE and its carrying amount would be recognised as impairment loss in profit or loss. The process of identifying indicators of impairment and determining the recoverable amount of the PPE by the Management requires significant judgement and estimation. The determination of the recoverable amounts inter alia requires estimates of forecasted revenues, growth rates, profit margins, tax rates and discount rates.</p>	<p><u>Our procedures included, amongst others:</u></p> <ul style="list-style-type: none"> • We assessed the determination of the recoverable amount of the PPE based on our understanding of the nature of the Company's business and the economic environment surrounding its operations. • We reviewed the Company's historical performances and held discussions with the Management to understand their assessment of the Company's future performance. • This included obtaining an understanding of management's planned strategies around business expansion and revenue growth strategies. • We also reviewed performance of individual units and carried out analytical review of relevant data. • We discussed with the management the matter relating to the determination of the value in use of the PPE at the various plants. • We evaluated the sensitivity of the outcomes by considering the downside scenarios against changes to the key assumptions. • We also assessed the adequacy of the related disclosures in the notes to the Standalone Financial Statements.
3.	<p><u>Assessment of Impairment of Investment made in and Loans given to the subsidiaries, joint ventures and associates.</u></p> <p>Management is required to review regularly whether there are any indicators of impairment of such investments / loans by reference to the requirements under Ind AS and perform its impairment assessment by comparing the carrying value of these investments made/ loans given to their recoverable amount to determine whether impairment needs to be recognized. We invite attention to Note 4(6) of the Financial Statements relating to the management assessment of impairment.</p> <p>For impairment testing, value in use has to be determined by forecasting and discounting future cash flows of subsidiaries, Joint ventures and associates and also the specific business conducted by these entities for the Company.</p> <p>Further, the value in use is highly sensitive to changes in critical variable used for forecasting the future cash flows including market projections for revenues and discounting rates.</p> <p>Where the Investee company is listed, the market price indicators are also to be considered.</p> <p>So, there is an inherent risk in the valuation of investment / recoverability of loans, due to the use of estimates and judgements mentioned above and. Accordingly, the assessment of impairment of investment/loans in subsidiary company has been determined as a key audit matter.</p>	<p><u>Our Audit Procedures included the following:-</u></p> <ul style="list-style-type: none"> • We tested the Design, Implementation and Operating effectiveness of controls over impairment assessment process, including those over the forecasts of future revenue and operating margin, and the selection of the discount rate. We also vetted the projections in the backdrop of the actual transactions conducted by the group considering the synergies in operations between the components of the group and the Company. • Our substantive testing procedures included evaluation of appropriateness of management assumption whether any indicators of loss allowances and impairment existed by verifying a discounted cash flow model read along with the estimates of disposal value of the Investments which are listed prepared by the Management of the Company. • We have tested the reasonableness of key assumptions, including revenue, profit and cash flow growth rates, terminal value and the selection of discount rates management has applied in making the calculation of the value in use. • Management evaluation of recoverability of loans and granted to its subsidiaries company, joint ventures and associates • Test the arithmetical accuracy.

Information Other than the Standalone Financial Statements and Auditor's Report thereon

The Company's Board of Directors is responsible for the Other Information. The other information comprises the information included in the Company's Annual Report but does not include the Standalone and Consolidated Financial Statements and our Independent Auditors' Report thereon. We have read the Director's Report forming part of the Annual Report which was provided to us and found the same to be in order. However, the other contents of the Annual Report are expected to be made available to us after the date of this report.

Our opinion on the Standalone Financial Statements does not cover the Other Information and we do not and will not express any form of assurance or conclusion thereon.

In connection with our audit of the Standalone Financial Statements, our responsibility is to read the Other Information identified above and, in doing so, consider whether the Other Information is materially inconsistent with the Standalone Financial Statements, or our knowledge obtained in the audit, or otherwise appears to be materially misstated.

Substantial portion of the Other Information has not been made available to us till the date of this report. We will read the Other Information as and when it is made available to us and if conclude that there is a material misstatement, we are required to communicate the matter with those charged with governance and take necessary steps as may be required thereafter.

Responsibilities of Management and those Charged with Governance for the Standalone Financial Statements

The Company's Board of Directors is responsible for the matters stated in section 134(5) of "the Act" with respect to the preparation of these Standalone Financial Statements that give a true and fair view of the financial position, financial performance (including other comprehensive income), changes in equity and cash flows of the Company in accordance with the accounting principles generally accepted in India, including the accounting Standards specified under section 133 of the Act and relevant provisions of the Act.

This responsibility also includes maintenance of adequate accounting records in accordance with the provisions of the Act for safeguarding of the assets of the Company and for preventing and detecting frauds and other irregularities; selection and application of appropriate accounting policies; making judgements and estimates that are reasonable and prudent; and design, implementation and maintenance of adequate internal financial controls, that were operating effectively for ensuring the accuracy and completeness of the accounting records, relevant to the preparation and presentation of the standalone financial statements that give a true and fair view and are free from material misstatement, whether due to fraud or error.

In preparing the standalone financial statements, management is responsible for assessing the Company's ability to continue as a going concern, disclosing, as applicable, matters related to going concern and using the going concern basis of accounting unless management either intends to liquidate the Company or to cease operations, or has no realistic alternative but to do so.

The Board of Directors is also responsible for overseeing the Company's financial reporting process.

Auditor's Responsibilities for the Audit of the Standalone Financial Statements

Our objectives are to obtain reasonable assurance about whether the Standalone Financial Statements as a whole are free from material misstatement, whether due to fraud or error, and to issue an auditor's report that includes our opinion. Reasonable assurance is a high level of assurance but is not a guarantee that an audit conducted in accordance with SAs will always detect a material misstatement when it exists. Misstatements can arise from fraud or error and are considered material if, individually or in aggregate, they could reasonably be expected to influence the economic decisions of users taken on the basis of these Standalone Financial Statements.

As part of an audit in accordance with SAs, we exercise professional judgements and maintain professional skepticism throughout the audit. We also:

1. Identify and assess the risks of material misstatement of the standalone financial statements, whether due to fraud or error, design and perform audit procedures responsive to those risks, and obtain audit evidence that is sufficient and appropriate to provide a basis for our opinion. The risk of not detecting a material misstatement resulting from fraud is higher than for one resulting from error, as fraud may involve collusion, forgery, intentional omissions, misrepresentations, or the override of internal control.
2. Obtain an understanding of internal control relevant to the audit in order to design audit procedures that are appropriate in the circumstances. Under section 143(3)(i) of the Act we are also responsible for expressing our opinion on whether the company has adequate internal financial controls system with reference to Standalone Financial Statements in place and the operating effectiveness of such controls.
3. Evaluate the appropriateness of accounting policies used and the reasonableness of accounting estimates and related disclosures made by management.
4. Conclude on the appropriateness of management's use of the going concern basis of accounting and, based on the audit evidence obtained, whether a material uncertainty exists related to events or conditions that may cast significant doubt on the Company's ability to continue as a going concern. If we conclude that material uncertainty exists, we are required to draw attention in our auditor's report to the related disclosures in the standalone financial statements or, if such disclosures are inadequate, to modify our opinion. Our

conclusions are based on the audit evidence obtained up to the date of our auditor's report. However, future events or conditions may cause the Company to cease to continue as a going concern.

5. Evaluate the overall presentation, structure and content of the standalone financial statements, including the disclosures, and whether the standalone financial statements represent the underlying transactions and events in a manner that achieves fair presentation.

Materiality is the magnitude of misstatements in the standalone financial statements that, individually or in aggregate, make it probable that the economic decisions of a reasonably knowledgeable user of the standalone financial statements may be influenced. We consider quantitative materiality and qualitative factors in (i) planning the scope of our audit work and in evaluating the results of our work; and (ii) to evaluate the effect of any identified misstatements in the standalone financial statement.

We communicate with those charged with governance regarding, among other matters, the planned scope and timing of the audit and significant audit findings, including any significant deficiencies in internal control that we identify during our audit.

We also provide those charged with governance with a statement that we have complied with relevant ethical requirements regarding independence, and to communicate with them all relationships and other matters that may reasonably be thought to bear on our independence, and where applicable, related safeguards.

From the matters communicated with those charged with governance, we determine those matters that were of most significance in the audit of the standalone financial statements of the current year and are therefore the Key Audit Matters. We describe these matters in our auditor's report unless law or regulation precludes public disclosure about the matter or when, in extremely rare circumstances, we determine that a matter should not be communicated in our report because the adverse consequences of doing so would reasonably be expected to outweigh the public interest benefits of such communication.

Report on Other Legal and Regulatory Requirements

1. As required by the Companies (Auditor's Report) Order, 2020 ("the Order"), issued by the Central Government of India in terms of sub-section (11) of section 143 of the Act, we give in the Annexure "A" a statement on the matters specified in paragraphs 3 and 4 of the Order, to the extent applicable.
2. As required by Section 143(3) of the Act, we report that:
 - a. We have sought and obtained all the information and explanations, which to the best of our knowledge and belief were necessary for the purposes of our audit.
 - b. In our opinion, proper books of account as required by law have been kept by the Company so far as it appears from our examination of those books except for the matter stated in paragraph 2(i)(vi) below relating to reporting under rule 11(g) of the Companies (Audit and Auditors) Rule 2014, as amended.
 - c. The Balance Sheet, the Statement of Profit and Loss (including Other Comprehensive Income), Statement of Changes in Equity and the Statement of Cash Flows dealt with by this Report are in agreement with the books of account.
 - d. In our opinion, the aforesaid Standalone Financial Statements comply with the Indian Accounting Standards specified under Section 133 of the Act.
 - e. On the basis of the written representations received from the directors as on March 31, 2026, taken on record by the Board of Directors, none of the directors is disqualified as on March 31, 2026, from being appointed as a director in terms of Section 164 (2) of the Act.
 - f. With reference to maintenance of accounts and other matter therewith, reference is invited to paragraph 2(b) above on reporting under section 143(3)(b) and para 2(i)(vi) below relating to reporting under rule 11(g) of the Companies (Audit and Auditors) Rule 2014, as amended.
 - g. With respect to the adequacy of the internal financial controls with reference to Standalone Financial Statements of the Company and the operating effectiveness of such controls, refer to our separate Report in "Annexure B". Our report expresses an unmodified opinion on the adequacy and operating effectiveness of the Company's internal financial controls with reference to Standalone Financial Statements.

- h. With respect to the other matters to be included in the Auditor's Report in accordance with the requirements of section 197(16) of the Act, as amended:

In our opinion and to the best of our information and according to the explanations given to us, the remuneration paid by the Company to its directors during the year is in accordance with the provisions of Section 197 of the Act.

- i. With respect to the other matters to be included in the Auditor's Report in accordance with Rule 11 of the Companies (Audit and Auditors) Rules, 2014, as amended, in our opinion and to the best of our information and according to the explanations given to us:
- i. The Company has disclosed the impact of pending litigations on its financial position in its standalone financial statements – Refer Note 39 to the standalone financial statements,
 - ii. The Company did not have any long-term contracts including derivative contracts for which there were material foreseeable losses,
 - iii. There has been no delay in transferring amounts, required to be transferred, to the Investor Education and Protection Fund by the Company,
 - iv.
 - (a) The management has represented that, to the best of their knowledge and belief other than as disclosed in Note No. 4(7)(a) to the financial statements, no funds have been advanced or loaned or invested (either from borrowed funds or share premium or any other sources or kind of funds) by the company to or in any other person(s) or entity(ies), including foreign entities ("intermediaries") with the understanding whether recorded in writing or otherwise, that the intermediary shall, whether directly or indirectly lend or invest in other persons or entities identified in any manner whatsoever by or on behalf of the company ("Ultimate Beneficiaries") or provide any guarantee, security, or the like on behalf of the Ultimate Beneficiaries.
 - (b) The management has represented that, to the best of its knowledge and belief no funds have been received by the company from any person(s) or entity(ies) including foreign entities ("Funding Parties"), with the understanding, whether recorded in writing or otherwise, that the company shall, whether, directly or indirectly lend or invest in other persons or entities identified in any manner whatsoever by or on behalf of the Funding Party ("Ultimate Beneficiaries") or provide any guarantee, security or the like on behalf of the Ultimate Beneficiaries as disclosed in Note No. 4 (7)(b) to the financial statements.
 - (c) Based on such audit procedures considered reasonable and appropriate in the circumstances, nothing has come to our notice that has caused us to believe that the representations under sub-clause (iv(a)) and (iv(b)) above contain any material misstatement.
 - v. In the matter of final dividend paid during the year, the Company is in compliance with section 123 of the Act.
 - vi. Based on our examination which included test checks, except for instances/ matters mentioned below, the Company, in respect of financial year commencing on 1 April 2025, has used an Inhouse developed accounting software for maintaining its books of account which has a feature of recording audit trail (edit log) facility and the same has been operated throughout the year for all relevant transactions recorded in the software. Further, audit trail feature is enabled for direct changes from November 24 , 2024 onwards to data when using certain access rights by the development team, as described in Note 48 to the financial statements. However, due to system constraints, the audit trail for direct database changes done by the Database administrator is retained only for a period of three days and therefore, audit trail for the direct access changes is available only for said period.

As regards the preservation of the audit trail as per the statutory requirements, at application level the same are retained for the period the edit log was enabled. In case of audit trail for direct database changes the audit trail prior to November 24, 2024 is not available since the direct database logs were enabled only from November 24, 2024 and due to system constrain the same are not retained for more than 3 days and thus to that extent the log retention are not retained by the Company.

For **NVC & Associates LLP**
Chartered Accountants
Firm Registration No. 106971W/W101085

N Jayendran
Partner

M. No. 040441

UDIN: 26040441WSDPHS6545

Mumbai,
Dated: May 29, 2026

Annexure-A to the Independent Auditors' Report (Referred to in paragraph 1 under 'Report on Other Legal and Regulatory Requirements' section of our report to the Members of Ipca Laboratories Limited of even date)

To the best of our information and according to the explanations provided to us by the Company and the books of account and records examined by us in the normal course of audit, and to the best of our knowledge and belief, we state that:

- (i) a. (A) The Company has maintained proper records showing full particulars including quantitative details and situation of its Property, Plant and Equipment and relevant details of right of use.
- (B) The Company has maintained proper records showing full particulars of intangible assets.
- b. The Company has a regular programme of physical verification of Property, plant and equipment by which all Property, plant and equipment of the Company are being verified in a phased manner over a period of three years, which in our opinion, is reasonable having regard to the size of the Company and nature of its business. Pursuant to the program, a portion of Property, plant and equipment has been physically verified by the Management during the year and no material discrepancies were noticed on verification conducted during the year as compared with the book records.
- c. We have verified the title deeds of all the immovable properties (other than properties where the company is the lessee, and the lease agreements are duly executed in favour of the lessee) disclosed in the Standalone Financial Statements and included under Property, Plant and Equipment and based on such verification and as per the confirmation received from the Security trustees of the Lenders, we confirm that the same are held in the name of the Company.
- d. The Company has not revalued its Property, Plant and Equipment (including Right of Use assets) or intangible assets or both during the year.
- e. There are no proceedings initiated during the year or are pending against the Company as at March 31, 2026, for holding any benami property under the Benami Transactions (Prohibition) Act, 1988 and rules made thereunder.
- (ii) (a) The management has conducted physical verification of inventory at reasonable intervals during the year. On the basis of examination of records, we are of the opinion that the coverage and procedure of such verification is appropriate and that no discrepancies of 10% or more in the aggregate for each class of inventory were noticed on such verification. The discrepancies wherever noted have been properly dealt with in the books of account of the Company.
- (b) The Company has been sanctioned working capital limits in excess of five crore rupees, in aggregate, from banks on the basis of security of current assets. The quarterly returns or statements filed by the company with such banks are in agreement with the books of account of the Company.
- (iii) During the year, the Company has made investments in companies, firms, Limited Liability Partnerships and granted unsecured loans to other parties in respect of which;
- (a) The Company has granted unsecured loans to its associates, joint ventures and others during the year. The details are as under;

Particulars	Guarantee	Security	Loans	Advances in the Nature of Loans
Aggregate amount granted /provided during the year	-	11.00	19.40	-
- Subsidiaries	-	-	-	-
- Joint Ventures	-	-	5.00	-
- Associates	-	11.00	12.80	-
- Others	-	-	1.60	-
Balance outstanding as at balance sheet date in respect of such cases				
- Subsidiaries	-	-	-	-
- Joint Ventures	-	-	5.00	-
- Associates	-	11.00	12.80	-
- Others	-	-	1.52*	-

*Includes balances out of loans advanced in the earlier years.

- (b) The investments made during the year, and the terms and conditions of the grant of all loans are prima facie, not prejudicial to the company's interest.
- (c) In respect of loans granted by the Company during the year, the schedule of repayment of principal and payment of interest has been stipulated, and the repayment of principal amounts and receipts of interest have generally been regular as per stipulation except in case of Krebs Biochemicals and Industries Limited as follows:

Interest/ Principal	₹ in Crores	Due Date of Repayment	Extent of Delays (days)	Remarks
Interest	8.47	Apr'2021 to Mar'2024	> 730 days	Not Paid
Interest	1.01	30-06-2024	639	Not Paid
Interest	1.10	30-09-2024	547	Not Paid
Interest	1.23	31-12-2024	455	Not Paid
Interest	1.25	31-03-2025	365	Not Paid
Principal	5.00	17-05-2025	318	Not Paid
Principal	2.00	26-05-2025	309	Not Paid
Principal	1.00	06-07-2025	268	Not Paid
Principal	3.00	11-07-2025	263	Not Paid
Principal	3.00	12-07-2025	262	Not Paid
Principal	3.00	13-07-2025	261	Not Paid
Principal	3.00	18-07-2025	256	Not Paid
Principal	2.00	19-07-2025	255	Not Paid
Principal	6.00	29-08-2025	214	Not Paid
Principal	4.00	31-08-2025	212	Not Paid
Principal	0.50	12-10-2025	170	Not Paid
Principal	1.50	09-11-2025	142	Not Paid
Principal	1.00	09-11-2025	142	Not Paid
Principal	1.00	09-02-2026	50	Not Paid
Principal	1.00	12-02-2026	47	Not Paid
Principal	4.00	26-03-2026	5	Not Paid
Total	54.06			

- (d) In case of Krebs Biochemicals and Industries Limited, interest and principal is due for more than 90 days amounting to Rs 48.06 crores. The Company is taking effective steps for the recovery of principal and interest by following up with the Entity on regular basis.
- (e) There has been no loan or advance in the nature of loan granted which has fallen due during the year and, has been renewed or extended or fresh loans granted to settle the overdue of existing loans given to the same parties.
- (f) During the year, the company has not granted any loans or advances in the nature of loans either repayable on demand or without specifying any terms or period of repayment.
- (iv) The company has complied with the provisions of section 185 and 186 of the Act with respect of loans granted, investments made, guarantees and security provided to the extent applicable.
- (v) The Company has not accepted deposits from the public or amounts that are deemed to be deposits pursuant to sections 73 to 76 or any other relevant provisions of the Companies Act, 2013 and rules framed thereunder. Accordingly, para 3(v) of the Order is not applicable. We are informed by the management, that no order that has been passed by Company Law Board or National Company Law Tribunal or Reserve Bank of India or any Court or any other tribunal in respect of the said sections.

- (vi) The maintenance of the cost records under the sub-section (1) of section 148 of the Act has been prescribed and we are of the opinion that prima facie, the prescribed accounts and records have been made and maintained. We have not, however, carried out a detailed examination of the records to ascertain whether they are accurate or complete.
- (vii) (a) The Company has been generally regular in depositing undisputed statutory dues including Goods and Services Tax, Provident fund, Employees State Insurance, Income Tax, Sales Tax, Service Tax, duty of Customs, duty of Excise, Value Added Tax, Cess and other statutory dues with the appropriate authorities during the year. According to the information and explanations given to us, no undisputed amount payable in respect of the aforesaid dues were outstanding as at March 31, 2026, for a period of more than six months from the date they became payable.
- (b) There are no statutory dues referred to in sub-clause (a) which have not been deposited on account of any dispute except as given below:

Name of Statutes	Nature of dues	Amount (In Crores)	Period to which Amount relates	Forum where dispute is pending
Excise Duty	Excise duty (including interest and penalty, as applicable)	0.20	2019-20	Asst. Commissioner CGST & Central Excise, Division VII, Silvassa, Daman.
Excise Duty	Excise duty (including interest and penalty, as applicable)	4.15	2001-02	High Court, Gujarat
Service Tax	Service tax (including interest and penalty, as applicable)	**0.00	2006-07	Dy. Commissioner, Central Excise, Indore (M.P.)
Service Tax	Service tax (including interest and penalty, as applicable)	0.84	23.04.2017 to 30.06.2017	Dy./ Asst. Commissioner, Central GST & CE, Vadodara
Service Tax	Service tax (including interest and penalty, as applicable)	4.80	July'12 to Sept'13	CESTAT, Mumbai
Sales Tax	Sales tax (including interest and penalty, as applicable)	0.07	2006-07	Gujarat VAT Tribunal, Ahmedabad
Sales Tax	Sales tax (including interest and penalty, as applicable)	0.28	2006-07	Additional Commercial Commissioner Ahmedabad
Sales Tax	Sales tax (including interest and penalty, as applicable)	0.01	2014-15	Sales tax department, Kolkata
Employees' Provident Fund	Employee Provident Fund Contribution	0.12	2005-06	CGIT
GST	GST (Including interest and penalty, as applicable)	1.78	Dec 2017	GST Tribunal
GST	GST (Including interest and penalty, as applicable)	0.51	April 2018-March 2019	Assistant Commissioner, Central Tax Bengaluru South
GST	GST (Including interest and penalty, as applicable)	0.49	April 2018-March 2019	Assistant Commissioner (ST) Porur Assessment Circle
GST	GST (Including interest and penalty, as applicable)	0.23	2019-20 to 2021-22	Additional Commissioner Appeals, CGST & Central Excise, Siliguri
GST	GST (Including interest and penalty, as applicable)	1.86	2017-18 to 2022-23	Commissioner Appeals, CGST & Central Excise, Thane, Mumbai
GST	GST (Including interest and penalty, as applicable)	0.22	Jul 2017	Commissioner Appeal, Punjab
GST	GST (Including interest and penalty, as applicable)	0.14	2017-18 to 2021-22	GST Tribunal
Income Tax	Income Tax & Interest thereon	9.11	A.Y.2018-19	Appeal filed before CIT(A)

Name of Statutes	Nature of dues	Amount (In Crores)	Period to which Amount relates	Forum where dispute is pending
Income Tax	Income Tax & Interest thereon	0.45	A.Y.2019-20	Appeal filed before CIT(A)
Income Tax	Income Tax & Interest thereon	6.39	A.Y.2020-21	Appeal filed before CIT(A)
Income Tax	Income Tax & Interest thereon	0.08	A.Y.2020-21	Appeal filed before CIT(A)
Income Tax	Income Tax & Interest thereon	12.51	A.Y.2023-24	Appeal filed before CIT(A)
Income Tax	Income Tax & Interest thereon	0.22	A.Y.2024-25	Demand as per IT Portal
Total		44.46		

The above amounts are net of deposits made by the Company under protest of Rs. 3.61 crores.

** Balances with values below the rounding off norm adopted by the Company have been reflected as "0.00".

- (viii) There are no transactions that were not recorded in the books of account, and which has been surrendered or disclosed as income during the year in the tax assessments under the Income Tax Act, 1961 (43 of 1961).
- (ix) (a) The company has not delayed or defaulted in repayment of loans or other borrowings or in the payment of interest thereon to any lender.
- (b) The company has not been declared wilful defaulter by any bank or financial institution or any other lender.
- (c) No fresh term loans were taken during the year. In respect of undeployed disbursement, the same have been used for the specific purpose for which it was taken.
- (d) On an overall examination of the Standalone Financial Statements of the Company, funds raised on short-term basis have, prima facie, not been used during the year for long-term purposes by the Company.
- (e) The company has not taken any funds from any entity or person on account of or to meet the obligations of its subsidiaries, associates or joint ventures.
- (f) The company has not raised loans during the year on the pledge of securities held in its subsidiaries, joint ventures or associate companies. Accordingly, paragraph 3(ix)(f) of the Order is not applicable.
- (x) (a) The Company has not raised monies by way of Initial Public Offer or Further Public Offer (including debt instruments) during the year.
- (b) The Company has not made any preferential allotment or private placement of shares or convertible debentures fully or partly or optionally during the year under audit.
- (xi) (a) No fraud by the Company and no material fraud on the Company has been noticed or reported during the year.
- (b) No report under sub-section (12) of section 143 of the Companies Act has been filed by us in Form ADT-4 as prescribed under rule 13 of Companies (Audit and Auditors) Rules, 2014 with the Central Government during the year and upto the date of this report and hence clause 3(xi)(b) of the Companies (Auditors Report) Order 2020 is not applicable to the company.
- (c) We have taken into consideration the whistle blower complaints received by the company during the year while determining the nature, timing and extent of audit procedures.
- (xii) The Company is not a Nidhi Company and hence clauses 3(xii)(a), 3(xii) (b) and 3(xii)(c) of the Companies (Auditors Report) Order 2020 is not applicable to the Company.
- (xiii) All transactions with the related parties are in compliance with sections 177 and 188 of the Companies Act, 2013 in so far as our examination of the proceedings of the meetings of the Audit Committee and Board of Directors are concerned. The details of related party transactions have been disclosed in the Standalone Financial Statements as required by the applicable Accounting Standards.

- (xiv) (a) The company has an internal audit system commensurate with the size and nature of its business.
- (b) We have considered the internal audit reports of the company issued during the year and till date, for the period under audit.
- (xv) The company has not entered into any non-cash transactions with its directors or persons connected with its directors.
- (xvi) (a) The nature of business and the activities of the Company are such that the Company is not required to obtain registration under section 45-IA of the Reserve Bank of India Act 1934 and hence sub-clause 3(xvi)(a), 3(xvi)(b) and 3(xvi)(c) of the Companies (Auditors Report) Order, 2020 is not applicable to the company.
- (b) The Group has two Core Investment Companies.
- (xvii) The Company has not incurred cash losses during the current financial year and in the immediately preceding financial year.
- (xviii) There has been no resignation of the statutory auditors during the year and accordingly clause (3)(xviii) Companies (Auditors Report) Order 2020 is not applicable to the Company.
- (xix) On the basis of the financial ratios, ageing and expected dates of realization of financial assets and payment of financial liabilities, other information accompanying the financial statements, our knowledge of the Board of Directors and management plans and based on our examination of the evidence supporting the assumptions, nothing has come to our attention, which causes us to believe that any material uncertainty exists as on the date of the audit report that the company is not capable of meeting its liabilities existing at the date of balance sheet as and when they fall due within a period of one year from the balance sheet date. We, however, state that this is not an assurance as to the future viability of the company. We further state that our reporting is based on the facts up to the date of the audit report and we neither give any guarantee nor any assurance that all liabilities falling due within a period of one year from the balance sheet date, will get discharged by the company as and when they fall due.
- (xx) (a) In respect of other than ongoing projects, the Company do not have to transfer any unspent amount to a Fund specified in Schedule VII to the Companies Act, 2013.
- (b) In respect of ongoing projects, there are no unspent amounts which needs to be transferred to unspent CSR Bank account in compliance with section 135(6) of the said Act.

For **N V C & Associates LLP**
Chartered Accountants
Firm Registration No. 106971W/W101085

N Jayendran
Partner
M. No. 040441

UDIN: 26040441WSDPHS6545

Mumbai,
Dated: May 29, 2026

Annexure-B to the Independent Auditors' Report (Referred to in paragraph 2(g) under 'Report on Other Legal and Regulatory Requirements' section of our report to the Members of Ipca Laboratories Limited of even date)

Report on the Internal Financial Controls with reference to Standalone Financial Statements under Clause (i) of Sub-section 3 of Section 143 of the Companies Act, 2013 ("the Act").

We have audited the internal financial controls with reference to Standalone Financial Statements of Ipca Laboratories Limited ("the Company") as of March 31, 2026, in conjunction with our audit of the Standalone Financial Statement of the Company for the year ended on that date.

Management's Responsibility for Internal Financial Controls

The Company's management is responsible for establishing and maintaining internal financial controls based on the internal control with reference to Standalone Financial Statements criteria established by the Company considering the essential components of internal control stated in the Guidance Note on Audit of Internal Financial Controls Over Financial Reporting issued by the Institute of Chartered Accountants of India ('ICAI'). These responsibilities include the design, implementation and maintenance of adequate internal financial controls that were operating effectively for ensuring the orderly and efficient conduct of its business, including adherence to company's policies, the safeguarding of its assets, the prevention and detection of frauds and errors, the accuracy and completeness of the accounting records, and the timely preparation of reliable financial information, as required under the Act.

Auditors' Responsibility

Our responsibility is to express an opinion on the Company's internal financial controls with reference to Standalone Financial Statements based on our audit. We conducted our audit in accordance with the Guidance Note on Audit of Internal Financial Controls over Financial Reporting (the "Guidance Note") and the Standards on Auditing, issued by ICAI and deemed to be prescribed under section 143(10) of the Companies Act, 2013, to the extent applicable to an audit of internal financial controls, both applicable to an audit of Internal Financial Controls and, both issued by the Institute of Chartered Accountants of India. Those Standards and the Guidance Note require that we comply with ethical requirements and plan and perform the audit to obtain reasonable assurance about whether adequate internal financial controls with reference to Standalone Financial Statements was established and maintained and if such controls operated effectively in all material respects.

Our audit involves performing procedures to obtain audit evidence about the adequacy of the internal financial controls system with reference to Standalone Financial Statements and their operating effectiveness. Our audit of internal financial controls with reference to Standalone Financial Statements included obtaining an understanding of internal financial controls with reference to Standalone Financial Statements, assessing the risk that a material weakness exists, and testing and evaluating the design and operating effectiveness of internal control based on the assessed risk. The procedures selected depend on the auditor's judgements, including the assessment of the risks of material misstatement of the financial statements, whether due to fraud or error.

We believe that the audit evidence we have obtained is sufficient and appropriate to provide a basis for our audit opinion on the Company's internal financial controls system with reference to Standalone Financial Statements.

Meaning of Internal Financial Controls with reference to Standalone Financial Statements

A company's internal financial control with reference to Standalone Financial Statements is a process designed to provide reasonable assurance regarding the reliability of financial reporting and the preparation of financial statements for external purposes in accordance with generally accepted accounting principles. A company's internal financial control with reference to Standalone Financial Statements includes those policies and procedures that (1) pertain to the maintenance of records that, in reasonable detail, accurately and fairly reflect the transactions and dispositions of the assets of the company; (2) provide reasonable assurance that transactions are recorded as necessary to permit preparation of Standalone Financial Statements in accordance with generally accepted accounting principles, and that receipts and expenditures of the company are being made only in accordance with authorisations of management and directors of the company; and (3) provide reasonable assurance regarding prevention or timely detection of unauthorised acquisition, use, or disposition of the company's assets that could have a material effect on the Standalone Financial Statements.

Inherent Limitations of Internal Financial Controls with reference to Standalone Financial Statements

Because of the inherent limitations of Internal Financial controls with reference to Standalone Financial Statements, including the possibility of collusion or improper management override of controls, material misstatements due to error or fraud may occur and not be detected. Also, projections of any evaluation of the internal financial controls with reference to Standalone Financial Statements to future periods are subject to the risk that the internal financial controls with reference to Standalone Financial Statements may become inadequate because of changes in conditions, or that the degree of compliance with the policies or procedures may deteriorate.

Opinion

In our opinion, the Company has, in all material respects, an adequate internal financial controls system with reference to Standalone Financial Statements and such internal financial controls with reference to Standalone financial statements were operating effectively as at March 31, 2026, based on the internal control with reference to Standalone Financial Statements criteria established by the Company considering the essential components of internal control stated in the Guidance Note on Audit of Internal Financial Controls Over Financial Reporting issued by the Institute of Chartered Accountants of India.

For **N V C & Associates LLP**

Chartered Accountants

Firm Registration No. 106971W/W101085

N Jayendran

Partner

M. No. 040441

UDIN: 26040441WSDPHS6545

Mumbai,
Dated: May 29, 2026

IPCA LABORATORIES LIMITED CIN L24239MH1949PLC007837

Standalone Balance Sheet as at March 31, 2026

Particulars	Note ref.	As at Mar 31, 2026 (₹ Crores)	As at Mar 31, 2025 (₹ Crores)
ASSETS			
1. Non-current assets			
(a) Property, plant & equipment	3	2,871.69	2,469.12
(b) Capital work-in-progress	3A	447.87	484.05
(c) Goodwill	3B	-	7.77
(d) Other intangible assets	3C	34.31	26.16
(e) Intangible assets under development	3D	11.50	5.60
(f) Right of use assets	35	63.13	33.66
(g) Biological Assets other than bearer plant	8A	0.22	0.26
(h) Financial assets			
(i) Investments in Subsidiary / Joint Venture / Associate	4	2,161.88	2,016.02
(ii) Other investments	4A	26.51	25.30
(iii) Loans	5	14.36	31.96
(iv) Others	6	81.20	83.79
(i) Other non-current assets	7	67.83	69.18
Total Non-current assets		5,780.50	5,252.87
2. Current assets			
(a) Inventories	8	1,707.51	1,542.39
(b) Financial assets			
(i) Investments	4B	348.03	651.94
(ii) Trade receivables	9	1,272.05	1,166.37
(iii) Cash and cash equivalents	10	311.51	76.77
(iv) Bank balances other than (iii) above	11	51.67	87.76
(v) Loans	5	39.93	40.37
(vi) Others	6	12.61	21.34
(c) Current tax assets (net)		-	-
(d) Other current assets	7	251.69	193.00
Total Current assets		3,995.00	3,779.94
3. Non-current assets classified as held for sale	12	-	38.11
Total Assets		9,775.50	9,070.92
EQUITY & LIABILITIES			
Equity			
(a) Equity share capital	13	25.37	25.37
(b) Other equity	14	7,953.98	6,866.25
Total Equity		7,979.35	6,891.62
Liabilities			
1. Non-current liabilities			
(a) Financial liabilities			
(i) Borrowings	15	70.00	482.43
(ii) Lease Liabilities	35	50.13	28.38
(iii) Other financial liabilities	16	-	-
(b) Provisions	17	68.58	57.76
(c) Deferred tax liabilities (net)	18	188.69	191.20
(d) Other non-current liabilities	19	-	-
Total Non-current liabilities		377.40	759.77
2. Current liabilities			
(a) Financial liabilities			
(i) Borrowings	20	165.16	389.30
(ii) Lease Liabilities	35	9.93	6.12
(iii) Trade payables:	21		
Dues of Micro & small enterprises		133.46	91.15
Dues of other than Micro & small enterprises		472.09	390.38
(iv) Other financial liabilities	16	378.11	308.25
(b) Provisions	17	153.13	131.10
(c) Other current liabilities	19	50.30	57.73
(d) Current tax liabilities (net)	22	56.57	43.57
(e) Liabilities associated with Non-current assets held for sale	12	-	1.93
Total Current liabilities		1,418.75	1,419.53
Total Equity and Liabilities		9,775.50	9,070.92

Statement of material accounting policy information and other explanatory notes form part of the financial statements.

As per our report of even date attached
For **N V C & Associates LLP**
Chartered Accountants
Firm Reg. No. - 106971W/W101085

N. Jayendran
Partner
Membership No. 040441

Mumbai
May 29, 2026

For and on behalf of the Board of Directors
Premchand Godha
Executive Chairman (DIN 00012691)
Ajit Kumar Jain
Managing Director and CFO (DIN 00012657)
Pranay Godha
Managing Director and CEO (DIN 00016525)
Prashant Godha
Executive Director (DIN 00012759)
Harish P. Kamath
Company Secretary (ACS - 6792)
May 29, 2026

IPCA LABORATORIES LIMITED CIN L24239MH1949PLC007837

Standalone Statement of Profit and Loss for the year ended March 31, 2026

Particulars	Note ref.	For the year ended March 31, 2026 (₹ Crores)	For the year ended March 31, 2025 (₹ Crores)
I. Revenue from operations	23	7,336.75	6,677.92
II. Other income	24	94.64	71.29
III. Total income (I + II)		7,431.39	6,749.21
IV. Expenses:			
Cost of materials consumed	25	1,568.33	1,417.64
Purchase of stock-in-trade	26	348.51	347.24
Changes in inventories of finished goods, work-in-progress and stock-in-trade	27	(60.06)	128.43
Employee benefit expenses	28	1,655.90	1,479.34
Finance cost	29	43.51	63.04
Depreciation & amortization	30	268.87	251.97
Other expenses	31	2,043.78	1,780.24
Total expenses (IV)		5,868.84	5,467.90
V. Profit before exceptional items & tax (III-IV)		1,562.55	1,281.31
VI. Exceptional items : (Income) / Expenses	32	30.42	281.54
VII. Profit after exceptional item & before tax (V-VI)		1,532.13	999.77
VIII. Tax expense	33		
1. Current tax		405.25	341.63
2. Short / (excess) provision of taxes for earlier years		(3.13)	(0.73)
3. Deferred tax liability / (asset)		(2.51)	8.11
		399.61	349.01
IX. Profit for the period (VII-VIII)		1,132.52	650.76
X. Other comprehensive income			
A Items that will not be reclassified to profit or loss:			
a. Actuarial gain/(loss)		4.60	(6.82)
Tax effects thereon		(1.25)	1.90
b. Fair value change through Other Comprehensive Income		1.24	0.44
Tax effects thereon		-	-
B Items that will be reclassified to profit or loss:			
a. Exchange difference in translating the financial statement of foreign operation		1.86	(2.62)
Tax effects thereon		(0.50)	0.73
Other comprehensive income for the year, net of tax		5.95	(6.37)
XI. Total comprehensive income for the year (IX+X)		1,138.47	644.39
XII. Earnings per equity share (Face value of ₹ 1/- each):	34		
Basic/Diluted before exceptional item (in ₹)		45.84	36.75
Basic/Diluted after exceptional item (in ₹)		44.64	25.65

Statement of material accounting policy information and other explanatory notes form part of the financial statements.

As per our report of even date attached
For **N V C & Associates LLP**
Chartered Accountants
Firm Reg. No. - 106971W/W101085

N. Jayendran
Partner
Membership No. 040441

Mumbai
May 29, 2026

For and on behalf of the Board of Directors
Premchand Godha
Executive Chairman (DIN 00012691)
Ajit Kumar Jain
Managing Director and CFO (DIN 00012657)
Pranay Godha
Managing Director and CEO (DIN 00016525)
Prashant Godha
Executive Director (DIN 00012759)
Harish P. Kamath
Company Secretary (ACS - 6792)
May 29, 2026

IPCA LABORATORIES LIMITED CIN L24239MH1949PLC007837

Standalone Cash Flow Statement for the year ended March 31, 2026

Particulars	For the year ended March 31, 2026 (₹ Crores)	For the year ended March 31, 2025 (₹ Crores)
A. Cash Flow from Operating Activities		
1) Net profit before taxation and after exceptional items	1,532.13	999.77
Adjustments for:		
Depreciation, amortization and impairment expense	268.87	251.97
(Profit) / Loss on sale of Property, plant & equipment	(2.81)	(1.98)
(Profit) / Loss on sale of business	(5.31)	-
Exchange gain on redemption of Preference shares	(1.14)	-
Net (gain) / loss on financial asset through FVTPL	5.09	(3.05)
Property, plant & equipment scrapped	3.82	2.02
Sundry balances written off/(back)	(0.75)	(0.28)
Provision for doubtful debts / advances	5.12	1.21
Provision for diminution in value of Investments	-	281.54
Impairment of financial assets	27.25	27.51
Impairment of Intangible assets	7.77	-
Bad debts written off	0.40	0.93
Foreign exchange (gain) / loss - Unrealised	43.69	5.90
Fair value changes - Biological assets (gain) / loss	(0.02)	1.68
Claims receivable written off	1.20	-
Interest income	(20.70)	(24.71)
Dividend received	(2.38)	-
Interest expense	43.51	63.04
2) Operating profit before working capital changes	373.61	605.78
Decrease / (Increase) in Inventories	(165.12)	132.95
Decrease / (Increase) in Trade Receivables	(82.42)	(133.27)
Decrease / (Increase) in Other Financial assets	1.93	33.42
Decrease / (Increase) in Other assets	(50.69)	10.66
Increase / (Decrease) in Trade Payables	116.04	57.80
Increase / (Decrease) in Other Financial liabilities	15.39	(27.58)
Increase / (Decrease) in Other liabilities	(5.63)	3.00
Increase / (Decrease) in Provisions	36.82	16.29
3) Cash generated from operation	1,772.06	1,698.82
Income tax paid (net)	(393.94)	(324.75)
Net cash from operating activities	1,378.12	1,374.07
B. Cash Flow from Investing Activities		
Purchase of Property, Plant & Equipment including Capital Work in Progress and Intangible assets	(665.45)	(602.60)
Purchase of Biological Assets other than bearer plant	-	(0.05)
Proceeds from Sale of Property, Plant and Equipment	5.05	4.55
Proceeds from disposal of non-current assets held for sale	59.96	-
Investment in subsidiaries	(148.38)	(92.89)
Redemption of Investment in subsidiaries	3.67	47.48
Investment in Associates & Joint Venture	-	(27.20)
Investment in Others	-	(6.25)
Loan given - Associate & Joint Venture	(17.80)	(24.75)
Loan recovered - Associate & Joint Venture	8.10	32.08
Movement in other bank balances	35.82	(83.51)
Dividend received	2.38	-
Interest received	19.66	14.33
Net cash from / (used in) investing activities	(696.99)	(738.81)
C. Cash Flow from Financing Activities		
Increase / (decrease) in short term borrowings	(152.90)	(213.53)
Proceeds from long-term borrowings	-	167.98
Repayment of long-term borrowings	(483.67)	(222.19)
Payment of principal portion of Lease liability	(8.63)	(6.77)
Payment of Interest portion of Lease liability	(3.96)	(3.33)
Interest paid	(45.31)	(49.12)
Dividend paid	(50.74)	(101.48)
Net cash from / (used in) financing activities	(745.21)	(428.44)
Net increase/(decrease) in cash and cash equivalents (A + B + C)	(64.08)	206.82
Cash and cash equivalents at beginning of year	722.10	515.28
Cash and cash equivalents at end of the year	658.02	722.10
Components of cash & cash equivalents :		
Cash and cheques on hand	0.33	0.26
Balance with banks	311.18	76.51
Mutual Funds	348.03	651.94
Add / (Less) : Fair value loss / (gain) on Mutual funds	(1.52)	(6.61)
	658.02	722.10

As per our report of even date attached
For **NVC & Associates LLP**
Chartered Accountants
Firm Reg. No. - 106971W/W101085

N. Jayendran
Partner
Membership No. 040441

Mumbai
May 29, 2026

For and on behalf of the Board of Directors

Premchand Godha
Executive Chairman (DIN 00012691)

Ajit Kumar Jain
Managing Director and CFO (DIN 00012657)

Pranay Godha
Managing Director and CEO (DIN 00016525)

Prashant Godha
Executive Director (DIN 00012759)

Harish P. Kamath
Company Secretary (ACS - 6792)

May 29, 2026

IPCA LABORATORIES LIMITED CIN L24239MH1949PLC007837

Standalone Statement of changes in equity for the year ended March 31, 2026

A. Equity Share Capital (Refer Note 13)

Particulars	As at March 31, 2026		As at March 31, 2025	
	No. of Shares	(₹ Crores)	No. of Shares	(₹ Crores)
Balance at the beginning of the year	25,37,04,218	25.37	25,37,04,218	25.37
Changes in equity share capital during the year	-	-	-	-
Balance at the end of the year	25,37,04,218	25.37	25,37,04,218	25.37

B. Other Equity

(₹ Crores)

Particulars	Other Equity								Total
	Reserves and Surplus					Other Comprehensive Income			
	Capital reserve	Securities premium	Other Reserves		Retained earnings	Amalgamation adjustment deficit account	Equity Investments through OCI**		
Capital redemption reserve			General reserve						
Balance as at March 31, 2024	6.59	96.52	0.26	1,310.02	4,956.80	(37.14)	(6.46)	(3.25)	6,323.34
I) Profit for the year	-	-	-	-	650.76	-	-	-	650.76
II) Other Comprehensive Income (net of tax)	-	-	-	-	(4.92)*	-	0.44	(1.89)	(6.37)
III) Total Comprehensive Income (I+II)	-	-	-	-	645.84	-	0.44	(1.89)	644.39
Dividends	-	-	-	-	(101.48)	-	-	-	(101.48)
Balance as at March 31, 2025	6.59	96.52	0.26	1,310.02	5,501.16	(37.14)	(6.02)	(5.14)	6,866.25
I) Profit for the year	-	-	-	-	1,132.52	-	-	-	1,132.52
II) Other Comprehensive Income (net of tax)	-	-	-	-	3.35*	-	1.24	1.36	5.95
III) Total Comprehensive Income (I+II)	-	-	-	-	1,135.87	-	1.24	1.36	1,138.47
Dividend	-	-	-	-	(50.74)	-	-	-	(50.74)
Balance as at March 31, 2026	6.59	96.52	0.26	1,310.02	6,586.29	(37.14)	(4.78)	(3.78)	7,953.98

* Represents Actuarial Gain/(Loss) on defined benefit obligation (not to be reclassified to P&L).

** Represents fair value of investments through OCI (not to be reclassified to P&L).

The Board of Directors have recommended subject to approval of shareholders dividend of ₹ 6/- per equity shares of ₹ 1/- each which will be approved in the ensuing annual general meeting.

Statement of material accounting policy Information and other explanatory notes form part of the financial statements

As per our report of even date attached
For **NVC & Associates LLP**
Chartered Accountants
Firm Reg. No. - 106971W/W101085

N. Jayendran
Partner
Membership No. 040441

Mumbai
May 29, 2026

For and on behalf of the Board of Directors
Premchand Godha
Executive Chairman (DIN 00012691)
Ajit Kumar Jain
Managing Director and CFO (DIN 00012657)
Pranay Godha
Managing Director and CEO (DIN 00016525)
Prashant Godha
Executive Director (DIN 00012759)
Harish P. Kamath
Company Secretary (ACS - 6792)
May 29, 2026

Standalone Statement of Material Accounting Policy Information and Other Explanatory Notes

1. Corporate Information

Ipca Laboratories Limited (CIN L24239MH1949PLC007837) ("the Company") incorporated in the year 1949, is a public limited company incorporated and domiciled in India, having its registered office at 48, Industrial Estate Kandivali (west), Mumbai - 400067, India. Ipca Laboratories Limited is listed on the Bombay Stock Exchange Limited and National Stock Exchange of India Limited. The Company is engaged in the business of manufacturing, developing and marketing a wide range of branded and generic formulations and Active Pharmaceutical ingredients (APIs). The Company is an integrated pharmaceutical company manufacturing and marketing over 350 formulations and 80 API's covering various therapeutic segments. The products of the Company are sold in over 100 countries across the globe. The Company has 16 manufacturing units in India manufacturing API's and formulations for the world market.

Authorization of Standalone Financial Statements

The Standalone Financial Statements were authorised for issue in accordance with a resolution of the Directors on May 29, 2026.

These Standalone Financial Statements can be amended by the board of directors till they are placed before the shareholders and also by the shareholders before their approval for adoption.

2. Basis of Preparation and Material Accounting Policy Information

A. Basis of Preparation

a) Statement of compliance

The Standalone Financial Statements of the Company as at and for the year ended March 31, 2026 have been prepared and presented in accordance with Indian Accounting Standards ("Ind AS") notified under Section 133 of the Companies Act, 2013 ("the Act") [Companies (Indian Accounting Standards) Rules, 2015] and presentation requirements of Division II of Schedule III to the Companies Act, 2013 as amended from time to time. These Standalone Financial Statements have been prepared by the Company on a going concern basis.

b) Basis of measurement:

The financial statements have been prepared on a historical cost basis, except for the following:

- a) certain financial assets and liabilities (including derivative instruments) are measured at fair value, and
- b) defined benefit plans - plan assets measured at fair value.
- c) long-term borrowings are measured at amortised cost using the effective interest rate method.

Accounting policies have been consistently applied except where a newly issued accounting standard is initially adopted or a revision to an existing standard requires a change in the accounting policy hitherto in use.

c) Use of Judgements, Estimates and Assumptions

The preparation of financial statements in conformity with Ind AS requires management to make estimates, judgements and assumptions that affect the application of accounting policies and the reported amounts of assets and liabilities, the disclosures of contingent assets and liabilities at the date of financial statements and reported amounts of revenues and expenses during the period. Accounting estimates could change from period to period. Actual results could differ from those estimates. Appropriate changes in estimates are made as Management becomes aware of circumstances surrounding the estimates. Changes in estimates are reflected in the financial statement in the period in which changes are made and if material, their effects are disclosed in the notes to the financial statements.

i. Taxes

Deferred tax assets are recognised for unused tax losses to the extent that it is probable that taxable profit will be available against which the losses can be utilised. Significant management judgement is required to determine the amount of deferred tax assets that can be recognised, based upon the likely timing and the level of future taxable profits together with future tax planning strategies. The management does not have any unabsorbed losses and therefore there are no judgements being made on this account.

ii. Defined benefit plans (gratuity benefits)

The cost of the defined benefit plans, compensated absences and the present value of the defined benefit obligations are based on actuarial valuation using the projected unit credit method. An actuarial valuation involves making various

assumptions that may differ from actual developments in the future. This inter-alia include the determination of the discount rate, future salary increases, attrition rates and mortality rates. Due to the complexities involved in the valuation and its long-term nature, a defined benefit obligation is highly sensitive to changes in these assumptions. All assumptions are reviewed at each reporting date.

iii. Useful lives of Property, Plant and Equipment (PPE)

The Company reviews the useful life of property, plant and equipment at the end of each reporting period. This reassessment may result in change in depreciation expense in future periods. Presently the PPE are depreciated on the basis of the estimates of useful life carried out by the management which are disclosed as part of the material accounting policy relating to PPE and depreciation.

iv. Impairment of Property, Plant and Equipment

For property, plant and equipment and intangibles an assessment is made at each reporting date to determine whether there is an indication that the carrying amount may not be recoverable or previously recognised impairment losses no longer exist or have decreased. If such indication exists, the Company estimates the asset's or Cash Generating Unit (CGU) recoverable amount. A previously recognised impairment loss is reversed only if there has been a change in the assumptions used to determine the asset's recoverable amount since the last impairment loss was recognised. In making the estimates of recoverable amounts of Asset or CGU, the management estimates future economic benefits including projections of future profitability which are taken into consideration in evaluating the recoverable amount of Asset or CGU.

v. Impairment of investment

For determining whether the investments in subsidiaries, joint ventures and associates are impaired requires an estimate in the value in use of investments. In considering the value in use, the Directors have estimated the future cash flow, capacity utilization, operating margins and other factors of the underlying businesses / operations of the investee companies. Any subsequent changes to the cash flows due to changes in the above mentioned factors could impact the carrying value of investments.

vi. Inventories

The Company estimates the net realisable value (NRV) of its inventories by taking into account estimated selling price, estimated cost of completion, estimated costs necessary to make the sale, obsolescence considering the past trend. Inventories are written down to NRV where such NRV is lower than their cost.

vii. Provision for Product expiry claims and sales return

Provisions for product expiry and sales return related costs are recognised when the product is sold to the customer. Initial recognition is based on historical experience. The initial estimates of product expiry claims and sales returns related costs are revised annually.

viii. Recognition and measurement of other Provisions

The recognition and measurement of other provisions is based on the assessment of the probability of an outflow of resources, and on past experience and circumstances known at the closing date. The actual outflow of resources at a future date may therefore, vary from the amount included in other provisions.

ix. Impairment of Goodwill

The Company estimates the value-in-use of the cash generating units (CGUs) based on the future cash flows after considering current economic conditions and trends, estimated future operating results and growth rate and anticipated future economic and regulatory conditions. The estimated cash flows are developed using internal forecasts. The discount rates used for the CGUs represent the weighted average cost of capital and estimated operating margins.

x. Leases

The Company evaluates if an arrangement qualifies to be a lease as per the requirements of Ind AS 116. Identification of a lease requires significant judgement. The Company uses significant judgement in assessing the lease term (including anticipated renewals) and the applicable discount rate.

The Company determines the lease term as the non-cancellable period of a lease, together with both periods covered by an option to extend the lease if the Company is reasonably certain to exercise that option and periods covered by an option to terminate the lease if the Company is reasonably certain not to exercise that option. In assessing whether the Company is

reasonably certain to exercise an option to extend a lease, or not to exercise an option to terminate a lease, it considers all relevant facts and circumstances that create an economic incentive for the Company to exercise the option to extend the lease, or not to exercise the option to terminate the lease. The discount rate is generally based on the incremental borrowing rate specific to the lease being evaluated or for a portfolio of leases with similar characteristics.

d) Rounding-off amounts

All amounts disclosed in the financial statement and notes have been rounded-off to the nearest Crores, except where otherwise indicated.

B. Material Accounting Policy Information

(a) Current and non-current classification

All assets and liabilities are presented in the Balance Sheet based on current or non-current classification as per the Company's normal operating cycle and other criteria set out in Schedule III of the Companies Act, 2013. The Company has identified twelve months as its operating cycle based on the product and the time between the acquisition of assets for processing and their realisation in cash and cash equivalents.

An asset is current when:

- It is expected to be realised or intended to be sold or consumed in normal operating cycle, or
- It is held primarily for the purpose of trading, or
- It is expected to be realised within twelve months after the reporting period, or
- It is cash or cash equivalent unless restricted from being exchanged or used to settle a liability for at least twelve months after the reporting period.

All other assets are classified as non-current.

A liability is current when:

- It is expected to be settled in normal operating cycle, or
- It is held primarily for the purpose of trading, or
- It is due to be settled within twelve months after the reporting period, or
- There is no unconditional right to defer the settlement of the liability for at least twelve months after the reporting period.

The Company classifies all other liabilities as non-current.

Deferred tax assets and liabilities are classified as non-current assets and liabilities.

(b) Property, Plant and Equipment

- i) Freehold land is carried at historical cost. All other items of Property, plant and equipment are stated at historical cost less accumulated depreciation and accumulated impairment losses, if any. Cost of acquisition comprises its purchase price including import duties and other non-refundable taxes or levies and any directly attributable cost of bringing the asset to its working condition for its intended use; any trade discount and rebates are deducted in arriving at the purchase price.
- ii) Long-term lease arrangements of land are treated as Property, plant and equipment, in case such arrangements result in transfer of control and the present value of the lease payments is likely to represent substantially all of the fair value of the land. Stores and spares which meet the definition of Property, plant and equipment and satisfy the recognition criteria of Ind AS 16 are capitalised as Property, plant and equipment.
- iii) Capital Work In Progress represents expenditure incurred on capital assets that are under construction or are pending capitalisation and includes project expenses pending allocation. Project expenses pending allocation are apportioned to the Property, Plant and Equipment of the project proportionately on capitalisation.
- iv) Cost of borrowing for assets taking substantial time to be ready for use is capitalised for the period up to the time the asset is ready for its intended use. The management estimates a period of 12 months as substantial period for this purpose.

- v) Subsequent costs are included in the asset's carrying amount or recognised as a separate asset, as appropriate, only when it is probable that future economic benefits associated with the item will flow to the Company and the cost of the item can be measured reliably. The carrying amount of any component accounted for as a separate asset is de-recognised when replaced. All other repairs and maintenance are charged to profit or loss during the reporting period in which they are incurred.
- vi) Bearer Plants are living plants which yield saleable crop. The same is depreciated over a period of 4 years.
- vii) All assets costing up to ₹5,000/- are fully depreciated in the year of capitalisation.
- viii) Depreciation methods, estimated useful lives and residual value:

Depreciation on all assets of the Company is charged on straight line method over the useful life of assets mentioned in Schedule II to the Companies Act, 2013 or the useful life previously assessed by the management based on technical review whichever is lower for the proportionate period of use during the year. Intangible assets are amortised over the economic useful life estimated by the management. However, management reviews the residual values and useful life of Property, Plant and Equipment at each reporting period end and any revision to these is recognised prospectively in current and future periods.

The management's estimated useful life/useful life as per schedule II whichever is lower for the various tangible assets are as follows:

Assets	Estimated useful life (Years)
Leasehold land	Period of Lease
Land Development charges	3
Bearer Plant	4
Buildings	10 to 58
Roads	3 to 10
Plant and equipment and R&D equipment	9 to 22
Office and other equipment	5
Computers	3 to 6
Furniture and fixtures	10
Vehicles	6 to 8
Leasehold improvements	Period of Lease

c) Goodwill

Goodwill represents excess of the aggregate of the consideration transferred over the fair value of net identifiable assets acquired and liabilities assumed. Goodwill is not amortised but is tested for impairment at each reporting date.

d) Intangible assets

Intangible assets are stated at cost less accumulated amortization and impairment loss, if any. Intangible assets are amortized over their respective individual estimated useful lives on a straight-line basis, from the date that they are available for use. The estimated useful life of an identifiable intangible asset is based on a number of factors including the effects of obsolescence, demand, competition, and other economic factors (such as the stability of the industry, and known technological advances), and the level of maintenance expenditures required to obtain the expected future cash flows from the asset. Amortization methods and useful lives are reviewed periodically including at each financial year end.

Intangible assets such as trademarks, technical know-how, brands, computer software and distribution network acquired separately are measured on initial recognition at cost. Further, payments to third parties for in-licensed products generally take the form of upfront and milestones payments and are capitalised since the probability of expected future economic benefits criterion is always considered to be satisfied for separately acquired intangible assets. Subsequent expenditures are capitalised only when they increase the future economic benefits embodied in the specific asset to which they relate.

Revenue expenditure pertaining to research is charged to the Statement of Profit and Loss. Development costs of products are also charged to the Statement of Profit and Loss in the year it is incurred, unless the product's technological feasibility as well as other related conditions have been established, in which case such expenditures are capitalised. The amount capitalised comprises of expenditure that can be directly attributed or allocated on a reasonable and consistent basis for creating, producing and making the asset ready for its intended use. Property, plant and equipment utilised for research and development are capitalised and depreciated in accordance with the policies stated for Property, plant and equipment.

Expenditure on in-licensed development activities, whereby research findings are applied to a plan or design for the production of new or substantially improved products and processes, is capitalised, if the cost can be reliably measured, the product or process is technically and commercially feasible and the Company has sufficient resources to complete the development and to use and sell the asset.

The management has estimated the economic useful life for the various intangible assets as follows:

Assets	Estimated useful life (Years)
Brands and trademarks	4
Technical know how	4
Software for internal use	4
In Licensing Rights	Over the license period

Gains or losses arising from derecognition of an intangible asset are measured as the difference between the net disposal proceeds and the carrying amount of the asset and are recognised in the statement of profit or loss when the asset is derecognised.

e) Borrowings

Borrowing costs that are directly attributable to the acquisition, construction or production of a qualifying asset are capitalised as part of the cost of such assets, up to the date the assets are ready for their intended use. Qualifying assets are assets that necessarily take a substantial period of time to get ready for their intended use or sale. The Company considers the period of 12 months as substantial period for this purpose. All other borrowing costs are recognized as expense in the period in which they are incurred.

f) Impairment of assets

Carrying amount of Tangible assets, Intangible assets, Investments in Subsidiaries, Joint Venture and Associates (which are carried at cost) are tested for impairment whenever events or changes in circumstances indicate that the carrying amount may not be recoverable. An impairment loss is recognised for the amount by which the asset's carrying amount exceeds its recoverable amount. The recoverable amount is the higher of an asset's fair value less costs of disposal and value in use.

In assessing value in use, the estimated future cash flows are discounted to their present value using a pre-tax discount rate that reflects current market assessments of the time value of money and the risks specific to the asset. In determining fair value less costs of disposal, recent market transactions are taken into account. If no such transactions can be identified, an appropriate valuation model is used.

For the purposes of assessing impairment, assets are grouped at the lowest levels for which there are separately identifiable cash inflows which are largely independent of the cash inflows from other assets or Company's assets (cash-generating units). Non- financial assets other than goodwill that suffered an impairment are reviewed for possible reversal of the impairment at the end of each reporting period.

g) Inventories

Items of inventories are valued at lower of cost or estimated net realisable value as given below:

Raw Materials and Packing Materials	At lower of cost and net realisable value. However, materials and other items held for use in the production are not written down below cost if the finished products in which they will be incorporated are expected to be sold at or above cost. The cost is determined on First-in-First-out basis.
Work-in-process and Finished Goods	At lower of cost (material cost net of refundable taxes, labour cost and all manufacturing overheads) and net realisable value.
Traded Goods	Traded Goods are valued at lower of cost and net realisable value.
Stores and Spares	Stores and spare parts are valued at lower of cost computed on First-in-First-out method and net realisable value.

The factors that the Company considers in determining the allowance for slow moving, obsolete and other non-saleable inventory in determining net realisable value include ageing of inventory, estimated shelf life, price changes, introduction of competitive new products and such other related factors.

Cost in case of Raw materials and Packing materials, Stores and Spares and Traded Goods include purchase cost net of refundable taxes and inclusive of other overheads incurred in bringing such items of inventory to its present location and condition but excluding trade discounts, borrowing cost, rebates and other similar items.

Stores and spares are inventories that do not qualify to be recognised as property, plant and equipment and consists of consumables, engineering spares (such as machinery spare parts), which are used in operating machines or consumed as indirect materials in the manufacturing process.

h) **Cash and cash equivalents**

Cash and cash equivalents include cash in hand, demand deposits in banks and other short-term highly liquid investments with original maturities of three months or less. Bank overdrafts are shown within bank borrowings in current liabilities in the balance sheet.

i) **Provisions, contingent liabilities and contingent assets**

Provision

A Provision is recognised if, as a result of a past event, the Company has a present legal or constructive obligation that can be estimated reliably, and it is probable that an outflow of economic benefits will be required to settle the obligation.

Contingent liabilities

A disclosure for a contingent liability is made when there is a possible obligation or a present obligation that may, but probably will not, require an outflow of resources. Where there is a possible obligation or a present obligation in respect of which the likelihood of outflow of resources is remote, no provision or disclosure is made.

Contingent assets

Contingent assets are not recognised in the financial statements. However, contingent assets are assessed continually and if it is virtually certain that an inflow of economic benefits will arise, the asset and related income are recognised in the period in which the change occurs.

j) **Retirement and other employee benefits**

Provident fund

Retirement benefit in the form of provident fund is a defined contribution scheme. The Company has no obligation, other than the contribution payable to the provident fund. The Company recognizes contribution payable to the provident fund scheme as an expense, when an employee renders the related service.

Gratuity

For defined benefit plans, the cost of providing benefits is determined using the Projected Unit Credit Method, with actuarial valuations being carried out at each balance sheet date.

Remeasurement, comprising actuarial gains and losses, the effect of the changes to the asset ceiling and the return on plan assets (excluding interest), is reflected immediately in the balance sheet with a charge or credit recognised in other comprehensive income in the period in which they occur. Past service cost, both vested and unvested, is recognised as an expense at the earlier of (a) when the plan amendment or curtailment occurs; and (b) when the entity recognises related restructuring costs or termination benefits.

The retirement benefit obligations recognised in the balance sheet represent the present value of the defined benefit obligations reduced by the fair value of scheme asset. Net interest is calculated by applying the discount rate to the net defined benefit liability or asset.

The Company provides benefits such as gratuity, pension and provident fund (Company managed fund) to its employees which are treated as defined benefit plans.

Compensated absences

The Company has a policy on compensated absences which are both accumulating and non-accumulating in nature. The expected cost of accumulating compensated absences is determined by actuarial valuation performed by an independent actuary at each balance sheet date using Projected Unit Credit method on the additional amount expected to be paid/availed as a result of the unused entitlement that has accumulated at the balance sheet date. Expense on non-accumulating compensated absences is recognized in the period in which the absences occur.

Short-term employee benefits

All employee benefits payable wholly within twelve months of rendering the service are classified as short-term employee benefits. Benefits such as salaries, wages etc. and the expected cost of ex-gratia, bonus and performance incentive are recognised in the period in which the employee renders the related service. A liability is recognised for the amount expected to be paid when there is a present legal or constructive obligation to pay this amount as a result of past service provided by the employee and the obligation can be estimated reliably.

k) Foreign currencies

Transactions and balances:

- i. The functional currency of the Company is the Indian rupee. These financial statements are presented in Indian rupees.
- ii. Transactions denominated in foreign currency are recorded at the exchange rate on the date of transaction where the settlement of such transactions are taking place at a later date. The exchange gain/loss on settlement / negotiation during the year is recognised in the Statement of Profit and Loss. In case of advance payment for purchase of assets/goods/services and advance receipt against sales of products/services, all such purchase/sales transaction are recorded at the rate at which such advances are paid/received.
- iii. Foreign currency monetary transactions remaining unsettled at the end of the year are converted at year-end rates. The resultant gain or loss is accounted for in the Statement of Profit and Loss.
- iv. Non-monetary items that are measured at historical cost denominated in foreign currency are translated using exchange rate at the date of transaction.
- v. The overseas trading offices are non-integral operations and the overseas non trading offices are integral operations and are accounted accordingly.

l) Fair value measurement

The Company measures financial instruments, such as, derivatives at fair value at each balance sheet date. Fair value is the price that would be received to sell an asset or paid to transfer a liability in an orderly transaction between market participants at the measurement date. The fair value measurement is based on the presumption that the transaction to sell the asset or transfer the liability takes place either:

- In the principal market for the asset or liability, or
- In the absence of a principal market, in the most advantageous market for the asset or liability.

The principal or the most advantageous market must be accessible by the Company.

The fair value of an asset or a liability is measured using the assumptions that market participants would use when pricing the asset or liability, assuming that market participants act in their economic best interest.

m) Financial instruments

(i) Financial assets & financial liabilities

Initial recognition and measurement

All financial assets and liabilities are recognised initially at fair value other than Trade Receivables which are initially recognized at transaction value.

In the case of financial assets not recorded at fair value through profit or loss, transaction costs that are attributable to the acquisition of the financial asset is treated as cost of acquisition. Purchases or sales of financial assets that require delivery of assets within a time frame established by regulation or convention in the market place (regular way trades) are recognised on the trade date, i.e., the date that the Company commits to purchase or sell the asset.

Subsequent measurement

For the purpose of subsequent measurement, financial assets are classified in four categories:

- Debt instruments at amortised cost.
- Debt instruments at fair value through other comprehensive income (FVTOCI).
- Debt instruments, derivatives and equity instruments at fair value through profit or loss (FVTPL).
- Equity instruments measured at fair value through other comprehensive income (FVTOCI).

Financial liabilities are subsequently carried at amortized cost using the effective interest method, except for contingent consideration recognized in a business combination which is subsequently measured at fair value through profit and loss. For trade and other payables maturing within one year from the Balance Sheet date, the carrying amounts approximate fair value due to the short maturity of these instruments.

Impairment of financial assets

The Company assesses on a forward looking basis the expected credit losses associated with its assets carried at amortised cost. The impairment methodology applied depends on whether there has been a significant increase in credit risk. Note 7 details how the entity determines whether there has been a significant increase in credit risk. For trade

receivables only, the Company applies the simplified approach permitted by Ind AS 109 Financial Instruments, which requires expected lifetime losses to be recognised from initial recognition of the receivables.

De-recognition of financial instruments

A financial asset is de-recognised only when:

- The Company has transferred the rights to receive cash flows from the financial asset, or
- Retains the contractual rights to receive the cash flows of the financial asset, but assumes a contractual obligation to pay the cash flows to one or more recipients.

Where the entity has transferred an asset, the Company evaluates whether it has transferred substantially all risks and rewards of ownership of the financial asset. In such cases, the financial asset is de-recognised. Where the entity has not transferred substantially all risks and rewards of ownership of the financial asset, the financial asset is not de-recognised.

Where the entity has neither transferred a financial asset nor retains substantially all risks and rewards of ownership of the financial asset, the financial asset is de-recognised if the Company has not retained control of the financial asset. Where the Company retains control of the financial asset, the asset is continued to be recognised to the extent of continuing involvement in the financial asset.

A financial liability (or a part of a financial liability) is de-recognized from the Company's Balance Sheet when the obligation specified in the contract is discharged or cancelled or expires.

(ii) Derivative financial instruments and hedge accounting initial recognition and subsequent measurement

The Company uses derivative financial instruments such as forward currency contracts, interest rate swaps to hedge its foreign currency risks, interest rate risks, respectively.

Such derivative financial instruments are initially recognised at fair value on the date on which a derivative contract is entered into and are subsequently re-measured at fair value. Derivatives are carried as financial assets when the fair value is positive and as financial liabilities when the fair value is negative.

The purchase contracts that meet the definition of a derivative under Ind AS 109 are recognised in the Statement of Profit and Loss.

Cash flow hedge

The Company designates certain foreign exchange forward and options contracts as cash flow hedges to mitigate the risk of foreign exchange exposure on highly probable forecast cash transactions.

When a derivative is designated as a cash flow hedging instrument, the effective portion of changes in the fair value of the derivative is recognized in other comprehensive income and accumulated in the cash flow hedging reserve. Any ineffective portion of changes in the fair value of the derivative is recognized immediately in the net profit in the Statement of Profit and Loss. If the hedging instrument no longer meets the criteria for hedge accounting, then hedge accounting is discontinued prospectively. If the hedging instrument expires or is sold, terminated or exercised, the cumulative gain or loss on the hedging instrument recognized in cash flow hedging reserve till the period the hedge was effective remains in cash flow hedging reserve until the forecasted transaction occurs. The cumulative gain or loss previously recognized in the cash flow hedging reserve is transferred to the net profit in the Statement of Profit and Loss upon the occurrence of the related forecasted transaction. If the forecasted transaction is no longer expected to occur, then the amount accumulated in cash flow hedging reserve is reclassified to net profit in the Statement of Profit and Loss.

n) Investments:

Investments in Subsidiaries/Associates/Joint ventures

Investments in Subsidiaries / Associates / Joint venture are carried at cost in the separate financial statements.

The Company reviews its carrying value of investments annually. If the recoverable amount is less than its carrying amount, the impairment loss is recorded in the Statement of Profit and Loss.

Investment in LLP

Investment in LLP is carried at Fair Value through OCI(FVTOCI) in the separate financial statements.

o) Revenue recognition

- i) Sale of Products - The Company derives revenues primarily from sale of products and services. Revenue from sale of goods is recognised net of returns, product expiry claims and discounts at the amount of transaction price.

Revenue is recognized on satisfaction of performance obligations upon transfer of control of promised products or services to customers in an amount that reflects the consideration the Company expects to receive in exchange for those products or services.

To recognize revenues, the Company applies the following five step approach:

1. Identify the contract with a customer;
2. Identify the performance obligations in the contract;
3. Determine the transaction price;
4. Allocate the transaction price to the performance obligations in the contract; and
5. Recognize revenues when a performance obligation is satisfied.

Performance obligation may be satisfied over time or at a point in time. Performance obligations satisfied over time if any one of the following criteria is met. In such cases, revenue is recognized over time.

1. The customer simultaneously receives and consumes the benefits provided by the Company's performance; or
2. The Company's performance creates or enhances an asset that the customer controls as the asset is created or enhanced; or
3. The Company's performance does not create an asset with an alternative use to the Company and the Company has an enforceable right to payment for performance completed to date.

For performance obligations where one of the above conditions are not met, revenue is recognised at the point in time at which the performance obligation is satisfied.

Where Revenue is recognized over time, the amount of revenue is determined on the basis of contract costs incurred in relation to estimated contract expenses.

Revenue is measured based on the consideration specified in a contract with a customer and excludes amounts collected on behalf of third parties.

The Company presents revenues net of indirect taxes in its Statement of Profit and Loss.

- ii) Export benefits which are in the nature of neutralisation of duties and taxes are grouped under material costs. Other export incentives are grouped under other operating revenue.
- iii) Revenue in respect of insurance/other claims, commission, etc. are recognised only when it is reasonably certain that the ultimate collection will be made.
- iv) For all debt instruments measured either at amortised cost or at fair value through other comprehensive income, interest income is recorded using the effective interest rate (EIR).
- v) Dividends from subsidiaries / associates / joint venture is recognised in the Statement of Profit and Loss in separate financial statements when the parent company's right to receive the dividend is established.
- vi) Profit sharing revenues: The Company from time to time enters into marketing arrangements for the sale of its products in certain markets. Under such arrangements the Company recognizes revenue according to its share in the underlying arrangement.
- vii) Service income is recognised as per the terms of contracts with the customers when the related services are performed as per the stage of completion or on the achievement of agreed milestones and are net of indirect taxes, wherever applicable.
- viii) Interest income from a financial asset is recognised when it is probable that the economic benefits will flow to the Company and the amount of income can be measured reliably.

p) Taxes

Tax expenses comprise Current Tax and Deferred Tax.

i) Current tax

The income tax expense or credit for the period is the tax payable on the current period's taxable income based on the applicable income tax rate for each jurisdiction adjusted by changes in deferred tax assets and liabilities attributable to temporary differences and to unused tax losses. The current income tax charge is calculated on the basis of the tax laws enacted or substantively enacted at the end of the reporting period in the countries where the company and its subsidiaries and associates operate and generate taxable income. Management periodically evaluates positions taken in tax returns with respect to situations in which applicable tax regulation is subject to interpretation. It establishes provisions where appropriate on the basis of amounts expected to be paid to the tax authorities.

ii) Deferred tax

Deferred income tax is provided in full, using the liability method, on temporary differences arising between the tax bases of assets and liabilities and their carrying amounts in the Standalone Financial Statements. However, deferred tax liabilities are not recognised if they arise from the initial recognition of goodwill. Deferred income tax is also not accounted for if it arises from initial recognition of an asset or liability in a transaction other than a business combination that at the time of the transaction affects neither accounting profit nor taxable profit (tax loss). Deferred income tax is determined using tax rates (and laws) that have been enacted or substantially enacted by the end of the reporting period and are expected to apply when the related deferred income tax asset is realised or the deferred income tax liability is settled. Deferred tax assets are recognised for all deductible temporary differences and unused tax losses only if it is probable that future taxable amounts will be available to utilise those temporary differences and losses. Current and deferred tax is recognised in profit or loss, except to the extent that it relates to items recognised in other comprehensive income or directly in equity. In this case, the tax is also recognised in other comprehensive income or directly in equity, respectively.

q) Leases**Company as a lessee**

The Company assesses at contract inception whether a contract is, or contains, a lease. That is, if the contract conveys the right to control the use of an identified asset for a period of time in exchange for consideration. To assess whether a contract conveys the right to control the use of an identified asset, the Company assesses whether: (i) the contract involves the use of an identified asset (ii) the Company has substantially all of the economic benefits from use of the asset through the period of the lease and (iii) the Company has the right to direct the use of the asset.

The Company applies a single recognition and measurement approach for all leases, except for short-term leases and leases of low-value assets. For these short-term leases, the Company recognizes the lease payments as an operating expense on a straight-line basis over the term of the lease. The Company recognises lease liabilities to make lease payments and right-of-use assets representing the right to use the underlying assets as below.

Right-of-use assets

The Company recognises right-of-use assets at the commencement date of the lease (i.e., the date the underlying asset is available for use). Right-of-use assets are measured at cost, less any accumulated depreciation and impairment losses, and adjusted for any remeasurement of lease liabilities. The cost of right-of-use assets includes the amount of lease liabilities recognised, initial direct costs incurred, and lease payments made at or before the commencement date less any lease incentives received. Right-of-use assets are depreciated on a straight-line basis over the shorter of the lease term and the estimated useful lives of the assets.

If ownership of the leased asset transfers to the Company at the end of the lease term or the cost reflects the exercise of a purchase option, depreciation is calculated using the estimated useful life of the asset.

Lease Liabilities

The lease liability is initially measured at amortized cost at the present value of the future lease payments. The lease payments are discounted using the interest rate implicit in the lease or, if not readily determinable, using the incremental borrowing rate. After the commencement date, the amount of lease liabilities is increased to reflect the accretion of interest and reduced for the lease payments made. Lease liabilities are remeasured with a corresponding adjustment to the related ROU asset.

Lease liabilities and ROU assets have been separately presented in the Balance Sheet and lease payments have been classified as financing cash flows.

Company as Lessor

Leases in which the Company does not transfer substantially all the risks and rewards of ownership of an asset is classified as an operating lease. Assets subject to operating leases are included in the property, plant and equipment. Rental income on an operating lease is recognized in the Statement of Profit and Loss on a straight-line basis over the lease term. Costs, including depreciation, are recognized as an expense in the Statement of Profit and Loss.

r) Non-current assets held for sale

Non-current assets are classified as 'held for sale' when all of the following criteria are met :

- a. decision has been made to sell;
- b. the assets are available for immediate sale in its present condition;

- c. the assets are being actively marketed; and
- d. sale has been agreed or is expected to be concluded within 12 months of the Balance Sheet date.

Subsequently, such non-current assets classified as held for sale are measured at the lower of its carrying value and fair value less costs to sell. Non-current assets held for sale are not depreciated or amortised. Any decrease in fair value of asset (less cost of sale) is recognised through profit and loss as impairment loss. Any subsequent increase in fair value of asset to the extent of previously recognised impairment loss is recognised as gain and any gain exceeding this impairment loss is recognised on the date of de-recognition.

s) Earnings per share

Earnings per share is calculated by dividing the net profit or loss before OCI for the year by the weighted average number of equity shares outstanding during the period. For the purpose of calculating diluted earnings per share, the net profit or loss before OCI for the period attributable to equity shareholders and the weighted average number of shares outstanding during the period are adjusted for the effects of all dilutive potential equity shares.

t) Dividend distribution

Dividend distribution to the Company's equity holders is recognized as a liability in the Company's annual accounts in the year in which the dividends are approved by the Company's equity holders.

u) Exceptional Items

An item of income or expense which by its size, type or incidence requires disclosure in order to improve an understanding of the performance of the Company is treated as an exceptional item and the same is disclosed in financial statement of profit and loss and in the notes forming part of the financial statements.

v) Government Grants:

Government grants are recognised when there is reasonable assurance that the grant will be received and all attached conditions will be complied with. When the grant relates to an expense item, it is recognised in Statement of Profit and Loss on a systematic basis over the periods in which the Company recognizes as expenses the related costs for which the grants are intended to compensate.

The above criteria is also used for recognition of incentives under various schemes notified by the Government.

Government grants relating to the purchase of property, plant and equipment are reduced from the cost of the assets.

w) Recent pronouncements

1. In May 2025, MCA notified amendments to Ind AS 21 - The Effects of Changes in Foreign Exchange Rates, applicable w.e.f. April 1, 2025. The Company has reviewed the amendment and based on its evaluation has determined that it does not have any significant impact in its financial statements.
2. In August 2025, MCA notified the following amendments to:
 - A. Ind AS 1, Presentation of Financial Statements, applicable w.e.f. April 1, 2025 – The amendment relates to classification of liabilities as current or non-current and non-current liabilities with covenants. In the context of classifying a liability as current, it removes the requirement of existence of a right to defer settlement for at least 12 months after the reporting date and instead requires that the said right should exist on the reporting date and have substance. The amendment also introduces guidance on classification of liabilities with covenants. The Company has no impact of these amendments in its classification criteria of current and non-current liabilities.
 - B. Ind AS 7, Statement of Cash Flows and Ind AS 107, Financial Instruments: Disclosures, applicable w.e.f. April 1, 2025 – The amendment in Ind AS 7 requires to inform users of financial statements of the existence of supplier finance arrangements and explain the nature of the arrangements, the carrying amount of liabilities and the range of payment due dates. Ind AS 107 has been amended to add supplier finance arrangements as a factor that may cause concentration of liquidity risk. The Company has no impact of these amendments in its classification criteria of current and non-current liabilities.
 - C. Ind AS 12, International Tax Reform – Pillar Two Model Rules applicable immediately - The amendments provide a temporary mandatory relief from deferred tax accounting for top-up tax and disclose that they have applied the relief. This relief is immediate and applies retrospectively. The Company has no impact of these amendments in its Financial Statements.

IPCA LABORATORIES LIMITED CIN L24239MH1949PLC007837

Notes to Standalone Financial Statements as at and for the year ended March 31, 2026

3 Property, Plant & Equipment

Particulars	(₹ Crores)											Total			
	Freehold Land	Leasehold Land	Land Development Charges	Building	Plant & equipment	Office & other equipment	Effluent treatment plant	Furniture & Fixture	Vehicles	Lease Hold Improvement	Biological Assets-Bearer plants				
Gross Block															
As on April 01, 2024	92.87	123.23	3.37	780.91	2,762.53	35.85	133.53	76.04	32.72	1.23	0.33	4,042.61			
Additions	21.46	1.92	0.66	56.43	163.79	4.24	4.92	6.58	6.00	0.06	0.20	266.26			
Disposals/Adjustments	(0.05)	-	-	(0.79)	(16.23)	(0.45)	(0.50)	(0.24)	(1.07)	(0.01)	-	(19.34)			
Reclassified to assets held for Sale	-	(16.37)	-	(11.29)	(27.50)	(0.60)	(0.23)	(1.11)	-	-	-	(57.10)			
As on March 31, 2025	114.28	108.78	4.03	825.26	2,882.59	39.04	137.72	81.27	37.65	1.28	0.53	4,232.43			
Additions	9.45	-	-	127.11	508.96	5.71	18.92	7.94	3.98	0.43	0.01	682.51			
Disposals/Adjustments (Refer note no. (iv) below)	-	(1.96)	-	(10.79)	(50.47)	(0.74)	(4.16)	(1.17)	(2.05)	0.01	-	(71.33)			
As on March 31, 2026	123.73	106.82	4.03	941.58	3,341.08	44.01	152.48	88.04	39.58	1.72	0.54	4,843.61			
Accumulated Depreciation/ Amortization															
As on April 01, 2024	-	20.63	0.91	173.58	1,211.25	26.02	61.56	50.82	17.66	0.34	0.05	1,562.82			
Charge for the year	-	3.78	1.17	27.02	180.18	3.60	7.98	5.36	3.67	0.37	0.12	233.25			
Disposals/Adjustments	-	-	-	(0.05)	(11.10)	(0.38)	(0.31)	(0.22)	(0.92)	-	-	(12.98)			
Reclassified to assets held for Sale	-	(2.36)	-	(3.55)	(12.56)	(0.51)	(0.07)	(0.73)	-	-	-	(19.78)			
As on March 31, 2025	-	22.05	2.08	197.00	1,367.77	28.73	69.16	55.23	20.41	0.71	0.17	1,763.31			
Charge for the year	-	3.55	1.34	29.36	189.35	3.94	8.72	4.28	4.30	0.08	0.13	245.05			
Disposals/Adjustments	-	(0.09)	-	(3.35)	(27.01)	(0.67)	(2.67)	(0.91)	(1.74)	-	-	(36.44)			
As on March 31, 2026	-	25.51	3.42	223.01	1,530.11	32.00	75.21	58.60	22.97	0.79	0.30	1,971.92			
Net Block as on March 31, 2025	114.28	86.73	1.95	628.26	1,514.82	10.31	68.56	26.04	17.24	0.57	0.36	2,469.12			
Net Block as on March 31, 2026	123.73	81.31	0.61	718.57	1,810.97	12.01	77.27	29.44	16.61	0.93	0.24	2,871.69			

Notes:

- Buildings include cost of shares in Co-operative societies.
- Out of total depreciation above, ₹ 0.61 crore (P.Y. ₹ 0.75 crore) is capitalised to Capital Work in Progress.
- During the year ended March 31, 2026, the Company capitalised interest cost of ₹ 4.69 crores (P.Y. ₹ 9.72 crores) with respect to qualifying assets. The average rate for capitalisation of interest cost for the year ended March 31, 2026 ranges between 5.07% to 6.50%
- Government grants related to assets are deducted from the cost of the respective items of Property, Plant and Equipment. During the year, Madhya Pradesh Industrial Development Corporation (MPIDC) has sanctioned Investment Promotion Assistance (IPA) under the Investment Promotion Assistance Scheme. The Company is eligible to receive IPA annually for the next seven years based on satisfaction of certain criteria. MPIDC has sanctioned an amount of ₹ 8.61 crores under the scheme for the period from April 01, 2024 to March 31, 2025 which has since been received. Accordingly the Company has proportionately credited the amount over the assets at Dewas location. The Company will continue to account this each year based on sanctioned IPA.
- The total addition in R&D is included under the respective categories of Gross Block within Property, Plant & Equipment as mentioned below:

Particulars	(₹ Crores)	
	For the year ended March 31, 2026	For the year ended March 31, 2025
R&D Building	0.36	2.77
R&D Equipment	26.94	27.38
R&D Furniture	0.33	0.99
Total	27.63	31.14

Notes to Standalone Financial Statements as at and for the year ended March 31, 2026

(vi) The above includes the Company's investments in renewable source of energy for captive consumption. The details are as under :

(₹ Crores)

Particulars	Freehold Land	Building	Equipment	Total
Gross Block				
As on April 01, 2024	10.13	3.54	147.87	161.54
Additions	-	-	-	-
Disposals/Adjustments	(0.04)	-	(0.06)	(0.10)
As on March 31, 2025	10.09	3.54	147.81	161.44
Additions	0.82	-	0.05	0.87
Disposals/Adjustments	-	-	(1.76)	(1.76)
As on March 31, 2026	10.91	3.54	146.10	160.55
Accumulated Depreciation/Amortization				
As on April 01, 2024	-	0.13	10.60	10.73
Charge for the year	-	0.13	6.38	6.51
Disposals/Adjustments	-	-	-	-
As on March 31, 2025	-	0.26	16.98	17.24
Charge for the year	-	0.12	6.16	6.28
Disposals/Adjustments	-	-	-	-
As on March 31, 2026	-	0.38	23.14	23.52
Net Block as on March 31, 2025	10.09	3.28	130.83	144.20
Net Block as on March 31, 2026	10.91	3.16	122.96	137.03

(vii) Additional disclosure in view of amendments to the Schedule III to the Companies Act, 2013 vide Notification dated March 24, 2021:

(i) The title deeds of the immovable properties are held in the name of the Company as at March 31, 2026

(ii) Title deeds of Immovable Properties not held in name of the Company as on March 31, 2025

(₹ Crores)

Particulars	Description of item of property	Gross carrying value	Title deeds held in the name of	Whether title deed holder is a promoter, director or relative of promoter/director or employee of promoter/director	Property held since which date	Reason for not being held in the name of the company
Property, Plant & Equipment	Leasehold Land	0.09	Tonira Exports Limited	No	Appointed date as per NCLT order 01.04.2022	Acquisition on Business Combination vide NCLT order. The name was subsequently transferred on May 8, 2025
	Buildings	0.05				

IPCA LABORATORIES LIMITED CIN L24239MH1949PLC007837

Notes to Standalone Financial Statements as at and for the year ended March 31, 2026

3A Capital Work-in Progress (CWIP)

(i) Movement in Capital Work-in Progress (CWIP) is as under:

(₹ Crores)

Sr. No.	Particulars	Opening balance	Addition during the year	Capitalized during the year	Expensed out during the year	Closing balance
1	For the year 2025-26	484.05	646.70	(682.51)	(0.37)	447.87
2	For the year 2024-25	165.59	584.92	(266.31)	(0.15)	484.05

(ii) Capital Work-in Progress (CWIP) as on March 31, 2026, ageing schedule is as under:

(₹ Crores)

Sr. No.	CWIP	Amount in CWIP for a period of				Total
		Less than 1 year	1-2 years	2-3 years	More than 3 years	
1	Projects in progress	365.25	80.46	1.56	-	447.27
2	Projects temporarily suspended	-	0.41	0.16	0.03	0.60
	Total	365.25	80.87	1.72	0.03	447.87

(iii) Completion Schedule in respect of Capital Work-in Progress (CWIP) as on March 31, 2026, whose completion is overdue or has exceeded its cost compared to its original plan is as under :

(₹ Crores)

Sr. No.	CWIP Project details	To be completed in				Total
		Less than 1 year	1-2 years	2-3 years	More than 3 years	
1	Projects in progress:					
i)	Individual project costing less than ₹ 10 Crores at various manufacturing locations.	5.62	-	-	-	5.62
ii)	Green Field Projects, Dewas-II	230.74	-	-	-	230.74
iii)	New continuous process plant facility at Wardha	40.25	-	-	-	40.25
iv)	Block-III new multiproducts API manufacturing facility at Dewas I	79.71	-	-	-	79.71
v)	Expansion of formulation facility at Pithampur SEZ.	19.69	-	-	-	19.69
	Total	376.01	-	-	-	376.01
2	Projects temporarily suspended:					
i)	Various small projects	0.60	-	-	-	0.60
	Total	0.60	-	-	-	0.60
	Grand Total	376.61	-	-	-	376.61

(iv) Capital Work-in Progress (CWIP) as on March 31, 2025, ageing schedule is as under:

(₹ Crores)

Sr. No.	CWIP	Amount in CWIP for a period of				Total
		Less than 1 year	1-2 years	2-3 years	More than 3 years	
1	Projects in progress	378.75	86.29	17.67	0.69	483.40
2	Projects temporarily suspended	0.20	0.41	0.04	-	0.65
	Total	378.95	86.70	17.71	0.69	484.05

Notes to Standalone Financial Statements as at and for the year ended March 31, 2026

- (v) Completion Schedule in respect of Capital Work-in Progress (CWIP) as on March 31, 2025, whose completion is overdue or has exceeded its cost compared to its original plan is as under :

Sr. No.	CWIP Project details	To be completed in				Total
		Less than 1 year	1-2 years	2-3 years	More than 3 years	
1	Projects in progress:					
i)	Biosimilar Manufacturing Facility	184.83	-	-	-	184.83
ii)	Individual project costing less than ₹ 10 Crores at various manufacturing locations.	2.34	-	-	-	2.34
iii)	Green Field Projects, Wardha	133.00	-	-	-	133.00
iv)	Continuous Coater Machine	19.13	-	-	-	19.13
	Total	339.30	-	-	-	339.30
2	Projects temporarily suspended:					
i)	Various small projects	0.65	-	-	-	0.65
	Total	0.65	-	-	-	0.65
	Grand Total	339.95	-	-	-	339.95

3B Goodwill

The Goodwill represents the excess of the consideration paid over the fair value of assets and liabilities of industrial undertaking situated at Mahad and Chh. Sambhaji Nagar Unit-II. This Goodwill is being tested for impairment at each balance sheet date.

Particulars	Amount
Gross Block	
As on April 1, 2024	7.77
Additions	-
Disposals/Adjustments	-
As on March 31, 2025	7.77
Additions	-
Disposals/Adjustments	-
As on March 31, 2026	7.77
Accumulated Impairment	
As on April 1, 2024	-
Charge for the year	-
Disposals/Adjustments	-
As on March 31, 2025	-
Charge for the year	-
Disposals/Adjustments / impairment	7.77
As on March 31, 2026	7.77
Net Block as on March 31, 2025	7.77
Net Block as on March 31, 2026	-

Note : During the year the Company reviewed the carrying value of the goodwill for the impairment purposes. Basis the assessment, the plans for the units, the utility of the initial acquisition and the time elapse the Company has impaired the carrying value of goodwill.

IPCA LABORATORIES LIMITED CIN L24239MH1949PLC007837

Notes to Standalone Financial Statements as at and for the year ended March 31, 2026

3C Other Intangible Assets

(₹ Crores)

Particulars	Software	Brand / Trade Mark	Know-How	In Licensing Rights	Total
Gross Block					
As on April 1, 2024	65.39	5.85	13.01	-	84.25
Additions	7.48	-	-	13.00	20.48
Disposals/Adjustments	(2.52)	-	-	-	(2.52)
As on March 31, 2025	70.35	5.85	13.01	13.00	102.21
Additions	19.44	-	-	-	19.44
Disposals/Adjustments	(5.68)	-	-	-	(5.68)
As on March 31, 2026	84.11	5.85	13.01	13.00	115.97
Accumulated Depreciation/Amortization					
As on April 1, 2024	52.94	5.44	12.17	-	70.55
Charge for the year	6.48	-	-	1.53	8.01
Disposals/Adjustments	(2.51)	-	-	-	(2.51)
As on March 31, 2025	56.91	5.44	12.17	1.53	76.05
Charge for the year	8.44	-	-	2.29	10.73
Disposals/Adjustments	(5.12)	-	-	-	(5.12)
As on March 31, 2026	60.23	5.44	12.17	3.82	81.66
Net Block as on March 31, 2025	13.44	0.41	0.84	11.47	26.16
Net Block as on March 31, 2026	23.88	0.41	0.84	9.18	34.31

Notes:

- i) The above additions to Software Intangible assets during the year includes ₹ 7.48 crores (PY ₹ 3.45 crores) used for research and development.
- ii) Range of remaining period of amortization as at March 31, 2026 of Intangible assets is as below :

(₹ Crores)

Assets	Range of remaining period of amortization			
	< 5 year	5-10 year	>10 year	Net Block
Software	23.88	-	-	23.88
Brand / Trade Mark	0.41	-	-	0.41
Know-How	0.84	-	-	0.84
In Licensing Rights	9.18	-	-	9.18
Total	34.31	-	-	34.31

- iii) Range of remaining period of amortization as at March 31, 2025 of Intangible assets is as below :

(₹ Crores)

Assets	Range of remaining period of amortization			
	< 5 year	5-10 year	>10 year	Net Block
Software	13.44	-	-	13.44
Brand / Trade Mark	0.41	-	-	0.41
Know-How	0.84	-	-	0.84
In Licensing Rights	-	11.47	-	11.47
Total	14.69	11.47	-	26.16

3D Intangible Assets Under Development:

(i) Movement in Intangible assets under development is as under:

(₹ Crores)

Sr. No.	Particulars	Opening balance	Addition during the year	Capitalized during the year	Expensed/ (Reversed) out during the year	Closing balance
1	For the year 2025-26	5.60	25.34	(19.44)	-	11.50
2	For the year 2024-25	9.61	17.47	(20.48)	(1.00)	5.60

(ii) Intangible assets under development as on March 31, 2026, ageing schedule is as under:

(₹ Crores)

Intangible assets under development	Amount for a period of				Total
	Less than 1 year	1-2 years	2-3 years	More than 3 years	
Projects in progress	10.26	1.24	-	-	11.50
Projects temporarily suspended	-	-	-	-	-
Total	10.26	1.24	-	-	11.50

(iii) Completion Schedule in respect of Intangible assets under development as on March 31, 2026, whose completion is overdue or has exceeded its cost compared to its original plan is as under :

(₹ Crores)

Intangible assets under development	To be completed in				Total
	Less than 1 year	1-2 years	2-3 years	More than 3 years	
Projects: Individual project costing less than ₹ 10 Crores at various manufacturing locations.	0.77	-	-	-	0.77
Projects temporarily suspended	-	-	-	-	-
Total	0.77	-	-	-	0.77

(iv) Intangible assets under development as on March 31, 2025, ageing schedule is as under:

(₹ Crores)

Intangible assets under development	Amount in CWIP for a period of				Total
	Less than 1 year	1-2 years	2-3 years	More than 3 years	
Projects in progress	5.57	0.03	-	-	5.60
Projects temporarily suspended	-	-	-	-	-
Total	5.57	0.03	-	-	5.60

(v) Completion Schedule in respect of Intangible assets under development as on March 31, 2025, whose completion is overdue or has exceeded its cost compared to its original plan is as under :

(₹ Crores)

Intangible assets under development	To be completed in				Total
	Less than 1 year	1-2 years	2-3 years	More than 3 years	
Biosimilar Manufacturing Facility	2.64	-	-	-	2.64
Green Field Projects	1.41	-	-	-	1.41
Projects: Individual project costing less than ₹ 10 Crores at various manufacturing locations.	0.02	-	-	-	0.02
Projects temporarily suspended	-	-	-	-	-
Total	4.07	-	-	-	4.07

IPCA LABORATORIES LIMITED CIN L24239MH1949PLC007837

Notes to Standalone Financial Statements as at and for the year ended March 31, 2026

4 Financial Assets - Investments

(₹ Crores)

Sr. No.	Particulars	As at March 31, 2026	As at March 31, 2025
4	Investments in subsidiary/joint venture/associate (At cost)		
(i)	Equity instrument in Subsidiaries	1,648.89	1,644.63
(ii)	Preference shares in Subsidiaries	531.88	390.28
(iii)	Equity instrument in Joint Venture	202.71	202.71
(iv)	Investment in Associates	208.77	208.77
(v)	Provision for diminution in the value Investments	(430.37)	(430.37)
	Total	2,161.88	2,016.02

4A	Other Non-current investments		
(i)	Investment in equity (At FVTPL)	-	0.04
(ii)	Investment in LLP (At FVTOCI)	26.51	25.26
	Total	26.51	25.30

4B	Current investments (At FVTPL)		
(i)	Investment in mutual fund	348.03	651.94
	Total	348.03	651.94

4 Investment in Subsidiary / Joint Venture / Associate

Sr. No.	Name of the body corporate	Relationship	Face value	Extent of holding (%)		(₹ Crores)	
				No. of shares		As at March 31, 2026	As at March 31, 2025
				As at March 31, 2026	As at March 31, 2025	As at March 31, 2026	As at March 31, 2025
Non-current investment							
1	Investment in Subsidiaries						
i)	Investment in equity instruments (at cost - Unquoted)						
1	Ipca Pharmaceuticals, Inc. USA	Subsidiary	No Par Value	100.00%	100.00%	9.31	9.31
				1,000	1,000		
2	Ipca Laboratories (U.K.) Ltd.,U.K.	Subsidiary	STG 1	100.00%	100.00%	8.08	8.08
				9,14,186	9,14,186		
3	Ipca Pharma Nigeria Ltd. Nigeria	Subsidiary	Niara 1	100.00%	100.00%	2.82	2.82
				5,15,89,190	5,15,89,190		
4	Ipca Pharma (Australia) Pty Ltd. Australia	Subsidiary	Aus \$ 1	100.00%	100.00%	0.17	0.17
				26,944	26,944		
5	Trophic Wellness Pvt. Ltd.	Subsidiary	₹ 10	58.88%	58.88%	81.40	81.40
				23,84,600	23,84,600		
6	Unichem Laboratories Ltd, Ireland	Subsidiary	EURO	100.00%	-	4.00	-
				27,60,000	-		
7	Ipca Pharmaceuticals, GmbH	Subsidiary	EURO	100.00%	-	0.26	-
				25,000	-		
At cost - Quoted							
	Unichem Laboratories Ltd.	Subsidiary	₹ 2	52.67%	52.67%	1,542.85	1,542.85
				3,70,81,011	3,70,81,011		
	Total					1,648.89	1,644.63

Sr. No.	Name of the body corporate	Relationship	Face value	Extent of holding (%)		₹ Crores	
				No. of shares		As at March 31, 2026	As at March 31, 2025
				As at March 31, 2026	As at March 31, 2025		
ii) Investment in Preference Shares (at cost - Unquoted)							
1	Ipca Laboratories (U.K.) Ltd., U.K. ##	Subsidiary	STG 1	100.00%	100.00%	37.83	19.31
				35,00,000	20,00,000		
2	Ipca Pharmaceuticals, Inc., USA ##	Subsidiary	\$1000	100.00%	100.00%	488.77	370.97
				61,300	48,100		
3	Unichem Laboratories Ltd., Ireland	Subsidiary	EURO	100.00%	-	5.28	-
				5,00,000	-		
	Total					531.88	390.28
2 Investment in Joint Venture							
(i) Investment in Equity Instruments (at cost)							
1	Avik Pharmaceutical Ltd. - Unquoted	Joint Venture	₹ 100	50.00%	50.00%	6.95	6.95
				5,44,000	5,44,000		
2	Lyka Labs Ltd. - Quoted	Joint Venture	₹ 10	40.98%	40.98%	195.76	195.76
				1,46,24,923	1,46,24,923		
	Total					202.71	202.71
3 Investment in Associate							
i) Investment in Equity Instruments (at cost)							
1	CCPL Software Pvt. Ltd. # - Unquoted	Associate	₹ 100	28.95%	28.95%	-	-
				55,000	55,000		
2	Krebs Biochemicals & Industries Ltd. - Quoted	Associate	₹ 10	49.65%	49.65%	78.77	78.77
				1,07,05,195	1,07,05,195		
ii) Investment in Preference Shares (at cost)							
1	Krebs Biochemicals & Industries Ltd. - Unquoted (9% Non-convertible, Redeemable & Non Cumulative Preference share)	Associate	₹ 100	100.00%	100.00%	130.00	130.00
				1,30,00,000	1,30,00,000		
	Total					208.77	208.77
	Total investments (1+2+3)					2,592.25	2,446.39
	Less : Provision for diminution in value in equity shares(refer table (4) below)					88.08	88.08
	Less : Provision for diminution in value in preference shares(refer table (4) below)					342.29	342.29
	Total non-current investments at cost (net of provision)					2,161.88	2,016.02

Cost fully written off in books.

Redeemable Preference Shares are redeemable at the option of the issuer or upon completion of 10 years from the date of allotment, whichever is earlier.

IPCA LABORATORIES LIMITED CIN L24239MH1949PLC007837
Notes to Standalone Financial Statements as at and for the year ended March 31, 2026
4 Provision for diminution in the value of Investments till date in shares in respect of the above companies is as follows:

(₹ Crores)

Sr. No.	Name of the Body Corporate	Relationship	As at March 31, 2026		As at March 31, 2025	
A	Equity Shares					
1	IpcA Pharmaceuticals Inc., USA	Subsidiary	9.31		9.31	
2	Krebs Biochemicals & Industries Ltd.	Associate	78.77		78.77	
	Total (A)			88.08		88.08
B	Preference Shares					
1	IpcA Pharmaceuticals Inc., USA	Subsidiary	212.29		212.29	
2	Krebs Biochemicals & Industries Ltd.	Associate	130.00		130.00	
	Total (B)			342.29		342.29
	Total (A+B)			430.37		430.37

Note:

- a) In respect of PISGAH Laboratories Inc, a hundred percent step down subsidiary situated in the United States, which is setting up a manufacturing facility is expected to be ready for its intended use by October, 2026 and commercialization of its operations by September, 2027.

The Company on a prudent basis has made provision of an amount of ₹ 173.00 crores, towards impairment of the accumulated losses incurred till March 31, 2025 in its standalone financial statements. This impairment is done towards exposure to IpcA Pharmaceuticals Inc. USA which is the intermediary holding company.

- b) The company, on a prudent basis, has made full provision by impairing additional amount of ₹ 108.54 Crores in 2024-25 towards exposure in the equity and preference capital investment of Krebs Biochemicals and Industries Limited, an associate company, whose one of the two manufacturing facility has been shut down in the last quarter of the financial year 2024-25 on account of environment issues, even while it continues to support the revival of the facility as the single largest shareholder.

5 Aggregate value of investments

(₹ Crores)

Particulars	As at March 31, 2026	As at March 31, 2025
Aggregate book value of quoted investments - Non Current	1,817.38	1,817.38
Aggregate market value of quoted investments - Non Current	1,197.52	2,788.11
Aggregate book value of unquoted investments - Non Current	774.86	629.00

6 Value in use of investments in Unichem Laboratories Ltd. and Lyka Labs Ltd.

The Company has assessed the carrying value of its investments in Unichem Laboratories Ltd. and Lyka Labs Ltd. pursuant to the fall in the market price of these investments as at March 31, 2026. These investments have business synergies with the Company. These synergies are not captured in the standalone market capitalization of these investments. The Management carried out assessment of the value in use of the acquisition of these entities using projected cash flows from business synergies and determined that the benefits to the Company by virtue of these acquisition in terms of the long term benefits to the business of the Company outweighs the fall in the market value of these investments. There has been considerable rise in the market price as on the date of the signing of the balance sheet. Considering the above, the Management determined that the fall in market price is temporary in nature and the value in use of the investments does not warrant any impairments provisions in the carrying value of investments.

7 Disclosure required under Schedule III on utilization of borrowed funds and share premium :

- a) No funds have been advanced or loaned or invested (either from borrowed funds or share premium or any other sources or kind of funds) by the Company to or in any other persons or entities, including foreign entities ("Intermediaries"), with the understanding, whether recorded in writing or otherwise, that the Intermediary shall, whether, directly or indirectly lend or invest in other persons or entities identified in any manner whatsoever by or on behalf of the Company ("Ultimate Beneficiaries") or provide any guarantee, security or the like on behalf of the Ultimate Beneficiaries except for the following:

Notes to Standalone Financial Statements as at and for the year ended March 31, 2026

Following are the details of the funds loaned & invested by the Company to intermediaries for further loan or investment to the ultimate beneficiaries for the year ended March 31, 2026

Name of the intermediary to which the funds are advanced	Date of loan and investment to intermediary	Amount of loan and investment to intermediary (In FC)	Date on which funds are further loaned and invested by intermediary to ultimate beneficiary	Amount of funds are further loan and investment by intermediary to ultimate beneficiary	Ultimate beneficiary
Ipca Pharmaceuticals Inc.	08-May-25	USD - 15,00,000 (INR - 12.72 Crores)	07-May-25* 12-May-25	USD - 15,00,000	Pisgah Laboratories Inc.
	25-May-25	USD - 20,00,000 (INR - 17.07 Crores)	28-May-25 06-Jun-25 14-July-25	USD - 20,00,000	
	20-Aug-25	USD - 10,00,000 (INR - 8.72 Crores)	22-Aug-25	USD - 10,00,000	
	12-Sep-25	USD - 10,00,000 (INR - 8.83 Crores)	16-Sep-25	USD - 10,00,000	
	26-Sep-25	USD - 10,00,000 (INR - 8.87 Crores)	06-Oct-25	USD - 10,00,000	
	09-Oct-25	USD - 4,00,000 (INR - 3.55 Crores)	16-Oct-25	USD - 4,00,000	
	06-Nov-25	USD - 4,00,000 (INR - 3.54 Crores)	24-Nov-25	USD - 4,00,000	
	25-Nov-25	USD - 15,00,000 (INR - 13.38 Crores)	25-Nov-25	USD - 15,00,000	
	23-Dec-25	USD - 10,00,000 (INR - 8.97 Crores)	05-Jan-26	USD - 10,00,000	
	09-Feb-26	USD - 4,00,000 (INR - 3.62 Crores)	05-Mar-26	USD - 4,00,000	
	13-Feb-26	USD - 20,00,000 (INR - 18.15 Crores)	02-Feb-26* 17-Feb-26	USD - 20,00,000	
	11-Mar-26	USD - 4,00,000 (INR - 3.67 Crores)	26-Mar-26	USD - 4,00,000	
	18-Mar-26	USD - 10,00,000 (INR - 9.24 Crores)	26-Mar-26	USD - 10,00,000	

* These funding were made temporarily out of own funds and later replenished out of money received on May 8, 2025 and February 13, 2026 respectively.

Following are the details of the funds loaned & invested by the Company to intermediaries for further loan or investment to the ultimate beneficiaries for the year ended March 31, 2025

Name of the intermediary to which the funds are advanced	Date of loan and investment to intermediary	Amount of loan and investment to intermediary (In FC)	Date on which funds are further loaned and invested by intermediary to ultimate beneficiary	Amount of funds are further loan and investment by intermediary to ultimate beneficiary	Ultimate beneficiary
Ipca Pharmaceuticals Inc.	04-Jun-24	USD - 10,00,000 (INR - 8.34 Crores)	16-May-24* 31-May-24* 24-Jun-24*	USD - 10,00,000	Pisgah Laboratories Inc.
	26-Jun-24	USD - 25,00,000 (INR - 22.88 Crores)	28-Jun-24 23-Jul-24 03-Sep-24	USD - 25,00,000	

IPCA LABORATORIES LIMITED CIN L24239MH1949PLC007837

Notes to Standalone Financial Statements as at and for the year ended March 31, 2026

Name of the intermediary to which the funds are advanced	Date of loan and investment to intermediary	Amount of loan and investment to intermediary (In FC)	Date on which funds are further loaned and invested by intermediary to ultimate beneficiary	Amount of funds are further loan and investment by intermediary to ultimate beneficiary	Ultimate beneficiary
	23-Sep-24	USD - 30,00,000 (INR - 25.08 Crores)	25-Sep-24 26-Sep-24 22-Oct-24	USD - 30,00,000	
	04-Dec-24	USD - 10,00,000 (INR - 8.47 Crores)	05-Dec-24	USD - 10,00,000	
	18-Dec-24	USD - 15,00,000 (INR - 12.74 Crores)	02-Jan-25 29-Jan-25	USD - 15,00,000	
	11-Feb-25	USD - 5,00,000 (INR - 4.36 Crores)	13-Feb-25	USD - 5,00,000	
	20-Feb-25	USD - 15,00,000 (INR - 13.02 Crores)	03-Mar-25 08-Apr-25	USD - 15,00,000	

* This funding was made temporarily out of own funds and later replenished out of money received on June 4, 2024.

Complete details of the intermediary and ultimate beneficiary:

Name of entity	Registered address	Relationship with the Company
Ipca Pharmaceuticals Inc.	One Tower Center BLVD, Suite 2200 East Brunswick, NJ -08816	Wholly owned subsidiary
Pisgah Laboratories Inc.	3222 Old Handersonville HWY, Pisgah Forest, NC- 28768	Step down Wholly owned subsidiary

The Company has complied with relevant provisions of the Foreign Exchange Management Act, 1999 [42 of 1999] and Companies Act, 2013 and the transactions are not violative of the Prevention of Money-Laundering Act, 2002 [15 of 2003].

- b) The Company has not received any fund from any person(s) or entity(ies), including foreign entities ("Funding party") with the understanding (whether recorded in writing or otherwise) that the Company shall directly or indirectly lend or invest in other persons or entities identified in any manner whatsoever by or on behalf of the Funding party (ultimate beneficiaries); or provide any guarantee, security or the like on behalf of the ultimate beneficiaries.

4A Other Long-term Investments

Sr. No.	Name of the body corporate	Face Value	No. of Shares		₹ Crores	
			As at March 31, 2026	As at March 31, 2025	As at March 31, 2026	As at March 31, 2025
(i) Investments at fair value through P&L (fully paid)						
Unquoted equity shares						
1	Gujarat Industrial Co-Op Bank Ltd.	₹ 50	-	140	-	-
2	Narmada Clean Tech	₹ 10	-	35,000	-	0.04
3	BEIL Infrastructure Ltd. #	₹ 10	-	1,134	-	-
Total					-	0.04

Value of shares ₹ 11,340/-

The fair value of these investments are not determinable and are not material to these financial statements.

(ii) Investments at fair value through OCI (Unquoted)			
	Investment in ABCD Technologies LLP (refer note below)		
		26.51	25.26
	Total	26.51	25.26

Aggregate value of investments

(₹ Crores)

Particulars	As at March 31, 2026	As at March 31, 2025
Aggregate book value of unquoted investments (i + ii)	26.51	25.30

Note: Investment in ABCD Technologies LLP :

During the year 2021-22, the Company has made a strategic investment of ₹ 25.00 crores in ABCD Technologies LLP. ABCD Technologies LLP through its investment entities, engaged in the objective of digitizing health care infrastructure in India. The investment is accounted as Fair Value through other comprehensive income (FVTOCI) as per Company's election in accordance with Ind AS 109 - Financial Instruments. The Company has further invested ₹ 6.25 crores in FY 2024-25. The Company has a 3.97% (March 31, 2025: 4.27%) share of profit/loss and voting rights.

During the year based on valuation report of the registered valuer the Company has accounted for fair valuation changes i.e., Gain/(loss) through Other Comprehensive Income amounting to ₹ 1.25 crores (March 31, 2025 : ₹ 0.44 Crore).

4B Current Investments

Name of the mutual fund scheme	No. of Units		(₹ Crores)	
	As at March 31, 2026	As at March 31, 2025	As at March 31, 2026	As at March 31, 2025
Quoted investment				
Investments at fair value through P&L (fully paid)				
Investments in mutual fund				
Aditya Birla Sun Life Liquid Fund- Regular - Growth	-	2,73,107	-	11.30
Aditya Birla Sun Life Money Manager Fund-Direct -Growth	-	18,57,975	-	68.31
ABSL Crisil-IBX Financial Services 3 to 6 months Debt Index Fund - Direct - Growth	-	3,24,05,094	-	33.15
ABSL Crisil-IBX Financial Services 9-12 Months Debt Index Fund - Direct - Growth	-	2,25,98,870	-	22.68
ABSL Low Duration Fund - Direct - Growth	1,06,983	-	8.14	-
Axis Liquid Fund-Regular-Growth	1,79,836	-	54.60	-
Axis Money Market Fund-Direct-Growth	-	2,08,722	-	29.55
Axis Fixed Maturity Plan - Series 129 (108 Days) - Direct - Growth	1,99,99,000	-	20.12	-
Bandhan Money Market Fund-Direct -Growth	-	1,34,00,473	-	57.35
Bandhan CRISIL-IBX Financial Services 3-6 Months Debt Index Fund - Direct - Growth	-	2,99,98,500	-	30.17
DSP Liquidity Fund-Regular-Growth	1,57,508	51,250	61.32	18.79
DSP Savings Fund - Direct - Growth	12,38,606	-	7.03	-
HDFC Money Market Fund-Direct -Growth	-	63,110	-	36.08
ICICI Prudential Money Market Fund-Direct-Growth	-	7,11,930	-	26.82
Invesco India Liquid Fund- Growth	-	7,632	-	2.69
Kotak CRISIL-IBX AAA Financial Services Index-Sep 2027 Fund - Direct - Growth	-	1,80,23,963	-	18.89
Kotak Nifty AAA Bond Jun 2025 HTM Index Fund - Direct - Growth	-	1,38,38,288	-	14.92
Kotak CRISIL-IBX Financial Services 3-6 Months Debt Index Fund - Direct - Growth	-	1,43,99,280	-	14.50

IPCA LABORATORIES LIMITED CIN L24239MH1949PLC007837

Notes to Standalone Financial Statements as at and for the year ended March 31, 2026

Name of the mutual fund scheme	No. of Units		₹ Crores)	
	As at March 31, 2026	As at March 31, 2025	As at March 31, 2026	As at March 31, 2025
Kotak CRISIL-IBX Financial Services 9 to 12 Months Debt Index Fund - Direct - Growth	1,03,90,472	-	10.67	-
Kotak Liquid Scheme - Growth	-	17,364	-	9.01
Kotak Money Market Fund-Direct - Growth	77,110	2,14,833	36.59	95.50
Kotak Overnight Fund - Regular - Growth	1,82,261	-	26.02	-
Kotak Low Duration fund Direct - Growth	1,71,961	-	65.65	-
Nippon India Money Market Fund-Direct-Growth	-	82,579	-	34.04
Nippon India CRISIL-IBX Financial Services 9-12 Months Debt Index Fund - Direct - Growth	2,99,98,500	-	30.10	-
Sundaram Liquid Fund - Regular- Growth	-	44,327	-	10.05
Tata Money Market Fund-Direct-Growth	33,213	1,60,443	16.74	75.63
Union Liquid Fund - Regular - Growth	42,103	-	11.05	-
UTI Money Market Fund-Direct-Growth	-	1,38,873	-	42.51
Total current investments			348.03	651.94

Aggregate value of investments

Particulars	₹ Crores)	
	As at March 31, 2026	As at March 31, 2025
Aggregate book value of quoted investments - Current	348.03	651.94

4C Details of loans given, investments made, guarantee given and security provided covered under section 186(4) of the Companies Act, 2013 are given hereunder:

Sr. No.	Name of the party	Nature	Relation	Purpose	₹ Crores)	
					For the year ended 2025-26	For the year ended 2024-25
1	Ipca Pharmaceuticals, Inc (USA)	Investment	Subsidiary	Preference Share contribution	120.33	92.90
2	Ipca Laboratories (U.K.) Ltd.,U.K.	Investment	Subsidiary	Preference Share contribution	18.52	-
3	Ipca Pharmaceuticals, GmbH	Investment	Subsidiary	Equity Share Purchase	0.26	-
4	Krebs Biochemicals & Industries Ltd.	Loan	Associate	Loan given for business purpose	12.80	20.75
5	Lyka Labs Ltd.	Loan	Joint Venture	Loan given for business purpose	5.00	4.00
6	Lyka Labs Ltd.	Investment - Quoted	Joint Venture	Share Warrant converted in to Equity Share	-	36.27
7	Unichem Laboratories, Ireland	Investment - Unquoted	Subsidiary	Equity Share Purchase	4.00	-
8	Unichem Laboratories, Ireland	Investment - Unquoted	Subsidiary	Preference Share contribution	5.27	-
	Total				166.18	153.92

The disclosure under section 186(4) of the Act is made at transaction value before Ind AS effects, if any.

5 Financial Assets - Loans (At Amortized Cost - Unsecured)

(₹ Crores)

Sr. No.	Particulars	As at March 31, 2026		As at March 31, 2025	
		Non Current	Current	Non Current	Current
(a)	Loans to related parties - considered good	1.42	8.00	6.13	6.40
	Loans to related parties - significant increase in credit risk	33.55	51.50	31.25	41.00
	Less : Provision for expected credit loss	(21.10)	(20.60)	(6.25)	(8.20)
		13.87	38.90	31.13	39.20
(b)	Others:				
	Loans given to employees - considered good	0.49	1.03	0.83	1.17
	Total	14.36	39.93	31.96	40.37

i) No amount is due from any of the directors or officers of the Company, severally or jointly with any other person; or from firms where such director is a partner or from private companies where such director is a member.

ii) Movement in the expected credit loss allowance on Financial Assets (Loan and Interest)

(₹ Crores)

Particulars	As at March 31, 2026	As at March 31, 2025
Balance at the beginning of the period	27.82	0.31
Movement in expected credit loss allowance on financial assets	27.25	27.51
Provision at the end of the period	55.07	27.82

iii) Other Disclosures:

a) Details of loans and advances in the nature of loan to subsidiaries, associates etc. as required under Schedule V(A)(2) of the SEBI (Listing Obligations and Disclosure Requirements) Regulations, 2015 :

(₹ Crores)

Sr. No.	Name of the company and relationship	Balance as at March 31, 2026	Maximum outstanding during the year 2025-26	Balance as at March 31, 2025	Maximum outstanding during the year 2024-25
i)	Krebs Biochemicals & Industries Ltd. - Associate	85.05	85.05	72.25	72.25
ii)	Avik Pharmaceutical Ltd. - Joint Venture	4.42	8.53	8.53	11.10
iii)	Lyka Labs Ltd.- Joint Venture	5.00	5.00	4.00	27.50
	Total	94.47	98.58	84.78	110.85

b) Disclosure u/s 186(4) of the Companies Act 2013 is made under Investment schedule vide Note reference - 4C

c) Investment by the loanee in the shares of the Company:

None of the loanees have, per se, made investments in the shares of the Company.

IPCA LABORATORIES LIMITED CIN L24239MH1949PLC007837

Notes to Standalone Financial Statements as at and for the year ended March 31, 2026

6 Financial Assets - Others (At Amortized Cost)

(₹ Crores)

Particulars	As at March 31, 2026		As at March 31, 2025	
	Non Current	Current	Non Current	Current
Deposits:				
Considered good:				
-With related party	39.69	-	43.09	-
-With others	20.52	0.61	19.87	1.10
Which have significant increase in Credit Risk	-	-	-	-
	60.21	0.61	62.96	1.10
Less: Provision for expected credit loss	-	-	-	-
	60.21	0.61	62.96	1.10
Advances to employees				
- Considered good	-	2.08	-	1.62
- Credit impaired	-	0.31	-	0.31
	-	2.39	-	1.93
Less: Provision for expected credit loss	-	(0.31)	-	(0.31)
	-	2.08	-	1.62
Deposits with others	1.56	-	1.56	-
Other income receivables	-	0.02	-	-
Claim receivables	-	8.45	-	13.43
Forward contract gain receivable	-	-	-	1.60
Term deposits with Banks *	19.43	-	19.27	-
Interest accrued receivable:				
From Banks	-	1.41	-	3.52
From related party				
Considered good	-	0.04	-	0.07
Credit Impaired	-	13.06	-	13.06
Less: Loss Allowances	-	(13.06)	-	(13.06)
Total	81.20	12.61	83.79	21.34

*Term deposit of ₹11.00 crores (previous year ₹11.00 crores) has been provided as security by way of lien with RBL Bank towards short term credit facility availed by Krebs Biochemicals & Industries Ltd., an associate company. All other term deposits are lying with government authorities and / or as margin for guarantees issued by banks to various authorities.

Delay and Default Disclosure

Interest accrued receivable from related party includes interest receivable from Krebs Biochemicals & Industries Ltd. of ₹13.06 crores which was overdue as at March 31, 2026. The Company has provided for expected credit loss of the entire interest receivables.

7 Other Non-Financial Assets

(₹ Crores)

Particulars	As at March 31, 2026		As at March 31, 2025	
	Non Current	Current	Non Current	Current
(i) Capital advances (Unsecured, considered good)	53.54	-	56.19	-
(ii) Prepaid expenses	1.77	29.26	1.26	28.28
(iii) Deposits with Govt. departments*				
- Considered good	10.06	0.77	9.96	0.61
(iv) Unutilized Indirect tax credit	-	127.96	-	58.54
(v) Advance to suppliers	-	31.81	-	30.53
(vi) Export benefits receivables (including license in hand)	-	7.41	-	13.47
(vii) Advances to employees	-	5.30	-	5.29
(viii) Others	-	2.54	-	5.77
(ix) Duties and taxes refundable	-	38.03	-	50.51
(x) Government Grant receivable (Refer Note 3(iv))	-	8.61	-	-
(xi) Prepaid taxes (net of provisions)	2.46	-	1.77	-
Total	67.83	251.69	69.18	193.00

Note: No amount is due from any of the directors or officers of the Company, severally or jointly with any other person; or from firms where such director is a partner or from private companies where such director is a member.

* Deposit with Govt. departments comprises of deposits paid under protest.

8 Inventories

(₹ Crores)

Particulars	As at March 31, 2026		As at March 31, 2025	
i) Raw materials				
In hand	606.21		542.75	
In transit	70.22	676.43	50.48	593.23
ii) Packing materials				
In hand	61.95		58.80	
In transit	0.40	62.35	0.63	59.43
iii) Work-in-progress		303.46		279.85
iv) Finished goods				
In hand				
Own	484.11		462.89	
Traded	79.09	563.20	65.34	528.23
In transit				
Own	28.83		26.64	
Traded	2.47	31.30	3.36	30.00
v) Horticulture and Standing Crops		0.35		0.17
vi) Stores, spares and others		70.42		51.48
Total		1,707.51		1,542.39

All the above inventory other than stores & spares are hypothecated to the lenders as security towards short-term borrowings.

IPCA LABORATORIES LIMITED CIN L24239MH1949PLC007837

Notes to Standalone Financial Statements as at and for the year ended March 31, 2026

The disclosure of inventories recognized as an expense in accordance with paragraph 36 of Ind AS 2 is as follows:

(₹ Crores)

Particulars		As at March 31, 2026	As at March 31, 2025
(i)	Amount of inventories recognized as an expense during the period	1,912.93	1,939.95
(ii)	Amount of write - down of inventories recognized as an expense during the period	21.61	25.10
Total		1,934.54	1,965.05

8A Biological Assets

(₹ Crores)

Particulars	As at March 31, 2026			
	Non Current	Current		
	Cattle	Turmeric	Napier Grass	Total
Opening balances	0.26	-	0.17	0.17
Add: Purchase/ New Plantations*	0.00	-	1.75	1.75
Less: Consumption for pellet making and in Goshala	-	-	(0.52)	(0.52)
Less: Sales of produce/ death of cattle/ Donation	(0.06)	-	(1.28)	(1.28)
Change in fair value less cost to sell (Loss)/Gain	0.02	-	-	-
Closing Balance	0.22	-	0.12	0.12
Add: Standing crops of Napier Grass	-	-	0.23	0.23
Total	0.22	-	0.35	0.35

*Cattle purchase ₹ 28,000/-

(₹ Crores)

Particulars	As at March 31, 2025			
	Non Current	Current		
	Cattle	Turmeric	Napier Grass	Total
Opening balances	0.14	1.75	-	1.75
Add: Purchase/ New Plantations	0.05	-	0.90	0.90
Less: Consumption for pellet making and in Goshala	-	-	(0.11)	(0.11)
Less: Sales of produce/ death of cattle	(0.01)	-	(0.62)	(0.62)
Change in fair value less cost to sell (Loss)/Gain	0.08	(1.75)	-	(1.75)
Closing Balance	0.26	-	0.17	0.17

Brief description of Horticulture activity

The Company has the following biological assets as parts of its horticulture activities which are more in the nature of backward integration for growing napier grass which is used to make pellets to fire its boilers as fuel.

1. Cattle
2. Agricultural produce in the nature of Napier Grass.

The Company has also initiated projects for making pellets out of the grass.

The cattle is used primarily for providing manure and feed for the healthy growth of napier grass.

Bearer Plants represents the Napier Saplings which are expected to yield Napier grass over a period of 4 years and hence are depreciated over the period of 4 years and the same is disclosed under PPE.

In respect of the Horticulture activity there is projected cash loss resulting in no value being attributed to the Standing Crops (Napier Grass). The loss incurred for the year charged to the P&L as on March 31, 2026.

9 Financial Assets - Trade Receivables (At Amortized Cost - Unsecured)

(₹ Crores)

Particulars	As at March 31, 2026	As at March 31, 2025
Considered good:	1,272.05	1,166.37
Which have significant increase in credit risk	0.33	0.15
Credit impaired	6.27	1.43
	1,278.65	1,167.95
Less: Provision for expected credit loss	(6.60)	(1.58)
Total	1,272.05	1,166.37

Note: No amount is due from any of the Directors or Officers of the Company, severally or jointly with any other person; or from firms where such director is a partner or from private companies where such director is a member.

Expected Credit Loss:

The Company estimates impairment under the simplified approach. Accordingly, it does not track the changes in credit risk of trade receivables. The impairment amount represents expected credit loss. In view thereof, the additional disclosures for changes in credit risk and credit impaired are not disclosed.

Movement in the expected credit loss allowance:

(₹ Crores)

Particulars	As at March 31, 2026	As at March 31, 2025
Balance at the beginning of the period	1.58	0.40
Movement in expected credit loss allowance on trade receivables	5.02	1.18
Provision at the end of the period	6.60	1.58

Trade Receivables as at March 31, 2026 (Outstanding for following periods from due date of payment) ageing schedule :

(₹ Crores)

Particulars	Undisputed Trade Receivables			Disputed Trade Receivables			Total
	Considered Good	Significant increase in credit risk	Credit impaired	Considered Good	Significant increase in credit risk	Credit impaired	
Unbilled	14.11	-	-	-	-	-	14.11
Not Due	1,140.02	-	-	-	-	-	1,140.02
Less than 6 months	113.95	0.28	0.11	-	-	-	114.34
6 months -1 year	3.71	0.03	1.91	-	-	-	5.65
1-2 years	0.26	0.01	3.03	-	-	-	3.30
2-3 years	-	0.01	0.86	-	-	-	0.87
More than 3 years	-	-	0.36	-	-	-	0.36
Total	1,272.05	0.33	6.27	-	-	-	1,278.65

IPCA LABORATORIES LIMITED CIN L24239MH1949PLC007837

Notes to Standalone Financial Statements as at and for the year ended March 31, 2026**Trade Receivables as at March 31, 2025 (Outstanding for following periods from due date of payment) ageing schedule :-****(₹ Crores)**

Particulars	Undisputed Trade Receivables			Disputed Trade Receivables			Total
	Considered Good	Significant increase in credit risk	Credit impaired	Considered Good	Significant increase in credit risk	Credit impaired	
Unbilled	11.76	-	-	-	-	-	11.76
Not Due	1,019.76	-	-	-	-	-	1,019.76
Less than 6 months	132.22	0.15	0.04	-	-	-	132.41
6 months -1 year	2.35	-	0.08	-	-	-	2.43
1-2 years	0.28	-	0.94	-	-	-	1.22
2-3 years	-	-	0.11	-	-	-	0.11
More than 3 years	-	-	0.26	-	-	-	0.26
Total	1,166.37	0.15	1.43	-	-	-	1,167.95

10 Financial Assets - Cash & Cash Equivalents**(₹ Crores)**

Particulars	As at March 31, 2026	As at March 31, 2025
Balances with banks:		
In Current Accounts	59.80	48.87
Deposit with original maturity of less than three months	250.00	25.00
Cash on hand	0.33	0.26
Cheques, drafts on hand	1.38	2.64
Total	311.51	76.77

Note: Balance with bank in current account as on March 31, 2026 includes balance with one bank account of erstwhile Noble Explochem Limited aggregating to ₹14,737.29 (previous year ₹14,959/-) where change of account name in Company's name is in process.

11 Financial Assets - Bank balances other than (10) above**(₹ Crores)**

Particulars	As at March 31, 2026	As at March 31, 2025
Unclaimed dividend accounts	1.52	1.63
Balances with banks:		
Fixed Deposit with Bank - maturity of less than one year	50.15	86.13
Total	51.67	87.76

12 Non-Current Assets Held For Sale

Assets of disposal group classified as held for sale

(₹ Crores)

Particulars	As at March 31, 2026	As at March 31, 2025
Property, Plant and Equipment *	-	37.32
Inventories	-	0.70
Other Current Assets	-	0.09
Total	-	38.11

* net of accumulated depreciation and amortisation.

Liabilities of disposal group classified as held for sale

(₹ Crores)

Particulars	As at March 31, 2026	As at March 31, 2025
Employee Benefits Payables	-	1.69
Other Current Liabilities	-	0.24
Total	-	1.93

Net Carrying value of disposal group classified as held for sale

(₹ Crores)

Net Carrying value	-	36.18
--------------------	---	-------

During the current year, as part of its operational strategy and to reduce number of manufacturing units and in order to minimize operational and other costs, the Company has sold its drug intermediates and APIs manufacturing unit facility situated at Plot Nos. 4722, 4723, 4724, 4730, 4731, and 4732 at GIDC Industrial Estate, Ankleshwar – 393 002 (Gujarat) alongwith all rights, title and interest in the leasehold land, factory buildings, assets and liabilities, employees, etc. with respect to the said manufacturing facility on a slump sale basis.

During FY 2024-25, as part of its operational strategy and to reduce number of manufacturing units and in order to minimize operational and other costs, the Company has decided to sell and transfer its formulations manufacturing facility situated at T-139, MIDC, Tarapur, Palghar – 401506, alongwith all rights, title and interest in the leasehold land, factory buildings, assets and liabilities, employees, etc. with respect to the said manufacturing facility on a slump sale basis. The same has been recognised as held for sale as at March 31, 2025 and measured in accordance with Ind AS 105 “Non Current Assets Held For Sale and Discontinued Operations” at lower of its carrying amount and fair value less cost to sell. The said manufacturing facility was sold during the current year.

13 Equity Share Capital

Particulars	As at March 31, 2026		As at March 31, 2025	
	Number of Shares	(₹ Crores)	Number of Shares	(₹ Crores)
Authorized capital				
Equity shares of ₹1 each	57,60,00,000	57.60	57,60,00,000	57.60
Issued & subscribed				
Equity Shares of ₹1 each	25,62,66,408	25.63	25,62,66,408	25.63
Paid up equity shares of ₹1 each	25,37,04,218	25.37	25,37,04,218	25.37
Total		25.37		25.37

IPCA LABORATORIES LIMITED CIN L24239MH1949PLC007837

Notes to Standalone Financial Statements as at and for the year ended March 31, 2026

i) Reconciliation of Shares

Particulars	As at March 31, 2026		As at March 31, 2025	
	Number of Shares	(₹ Crores)	Number of Shares	(₹ Crores)
Shares outstanding at the beginning of the year (Face value of ₹1 each)	25,37,04,218	25.37	25,37,04,218	25.37
Shares outstanding at the end of the year	25,37,04,218	25.37	25,37,04,218	25.37

ii) Details of Shareholders holding more than 5% shares in the company (aggregated on PAN)

Name of Shareholder	As at March 31, 2026		As at March 31, 2025	
	Number of Shares held (Face value of ₹ 1 each)	%	Number of Shares held (Face value of ₹ 1 each)	%
Kaygee Investments Private Limited	6,46,65,448	25.49%	5,44,78,390	21.47%
HDFC Mutual Fund	2,43,51,693	9.60%	2,14,81,170	8.47%
Kaygee Laboratories Private Limited	1,67,70,000	6.61%	1,67,70,000	6.61%
Kotak Mutual Fund	1,59,28,214	6.28%	1,46,88,543	5.79%
DSP Mutual Fund	1,40,14,857	5.52%	1,57,08,204	6.19%
Chandurkar Investments Private Limited	1,39,56,010	5.50%	1,39,56,010	5.50%

iii) Rights and obligations of shareholders

The Company has only one class of share referred as equity shares having a par value of ₹1/- per share. Each holder of equity shares is entitled to one vote per share. In the event of liquidation of the Company, the holders of equity shares will be entitled to receive remaining assets of the Company, after payment of external liabilities. The distribution will be in proportion to the number of equity shares held by the shareholders. The dividend if recommended by management is subject to shareholders' approval at the Annual General Meeting.

iv) Shareholding of promoters is as under:-

Sr. No.	Promoter name	Shares held by promoters as at March 31, 2026 (Face value of ₹1 each)			Shares held by promoters as at March 31, 2025 (Face value of ₹1 each)		
		No. of Shares	% of total shares	% Change during the year	No. of Shares	% of total shares	% Change during the year
1	Kaygee Investments Pvt. Ltd.	6,46,65,448	25.49%	4.02%	5,44,78,390	21.47%	-
2	Chandurkar Investments Pvt. Ltd.	1,39,56,010	5.50%	-	1,39,56,010	5.50%	-
3	Kaygee Laboratories Pvt. Ltd.	1,67,70,000	6.61%	-	1,67,70,000	6.61%	-
4	Paschim Chemicals Pvt. Ltd.	-	0.00%	-4.01%	1,01,73,000	4.01%	-
5	Xbees Traders LLP (Formerly Paranthapa Investments and Traders Pvt. Ltd.)	31,000	0.01%	-	31,000	0.01%	-
6	Makers Laboratories Ltd.	960	0.00%	-	960	0.00%	-
7	Mexin Medicaments Pvt. Ltd.	-	0.00%	-0.01%	14,058	0.01%	-
8	Usha M. Chandurkar	43,02,000	1.70%	-	43,02,000	1.70%	-1.58%
9	Sameer M. Chandurkar	20,00,000	0.79%	-	20,00,000	0.79%	-
10	Premchand Godha	58,14,680	2.29%	-	58,14,680	2.29%	-

Sr. No.	Promoter name	Shares held by promoters as at March 31, 2026 (Face value of ₹1 each)			Shares held by promoters as at March 31, 2025 (Face value of ₹1 each)		
		No. of Shares	% of total shares	% Change during the year	No. of Shares	% of total shares	% Change during the year
11	Usha P. Godha	24,18,740	0.95%	-	24,18,740	0.95%	-
12	Prashant Godha	15,68,644	0.62%	-	15,68,644	0.62%	-
13	Pranay Godha	17,00,990	0.67%	-	17,00,990	0.67%	-
14	Kalpana Jain	2,30,000	0.09%	-	2,30,000	0.09%	-
15	Bhawna Godha	5,000	0.00%	-	5,000	0.00%	-
16	Neetu Godha	4,000	0.00%	-	4,000	0.00%	-
17	Nirmal Jain	-	0.00%	-	-	0.00%	-
	Total Promoter Shareholding	11,34,67,472	44.72%		11,34,67,472	44.72%	
	Total Shareholding	25,37,04,218	100.00%		25,37,04,218	100.00%	

14 Other Equity

(₹ Crores)

Particulars		As at March 31, 2026		As at March 31, 2025	
(a)	Capital reserve		6.59		6.59
(b)	Securities premium		96.52		96.52
(c)	Capital redemption reserve		0.26		0.26
(d)	General reserve		1,310.02		1,310.02
(e)	Retained earnings		6,586.29		5,501.16
(f)	Amalgamation adjustment deficit account		(37.14)		(37.14)
(g)	Other comprehensive income reserve				
	- Fair Value of Investments through OCI	(4.78)		(6.02)	
	- Foreign currency translation reserve	(3.78)	(8.56)	(5.14)	(11.16)
	Total		7,953.98		6,866.25

Nature and purpose of each reserve

(a) Capital Reserve

During amalgamation / merger / acquisition, the excess of net assets taken, over the consideration paid, if any, is treated as capital reserve.

(b) Securities Premium

The amount received in excess of face value of the equity shares is recognized in Securities Premium Reserve. In case of equity-settled share based payment transactions, the difference between fair value on grant date and nominal value of share is accounted as securities premium reserve. This reserve is utilized in accordance with the provisions of the Companies Act, 2013.

(c) Capital Redemption Reserve

The Company has recognized Capital Redemption Reserve on buy-back of equity shares from its retained earnings. The amount in Capital Redemption Reserve is equal to nominal amount of the equity shares bought back.

(d) General Reserve

The general reserve is used from time to time to transfer profits from retained earnings for appropriation purposes. As the general reserve is created by a transfer from one component of equity to another and is not an item of other comprehensive income, items included in the general reserve will not be reclassified subsequently to the statement of profit and loss.

IPCA LABORATORIES LIMITED CIN L24239MH1949PLC007837

Notes to Standalone Financial Statements as at and for the year ended March 31, 2026**(e) Retained Earnings**

Retained earnings are the profits that the Company has earned till date and is net of amount transferred to other reserves such as general reserves, debenture redemption reserve etc., amount distributed as dividend and adjustments on account of transition to Ind AS.

(f) Amalgamation adjustment deficit

The difference between the carrying values of net identifiable assets and liabilities of the transferor Company transferred to the transferee Company pursuant to the Scheme and the value of consideration paid, has been disclosed as Amalgamation Adjustment Deficit Account as per the provisions of Appendix C of Ind AS 103, Business Combination of Entities under common control.

(g) Other items of OCI

This reserve represents exchange differences arising on account of conversion of foreign operations to Company's functional currency and fair value of investments.

15 Financial Liabilities - Borrowings**a) Long-term Borrowings - Secured**

(₹ Crores)

Sr. No.	Particulars	Non - current	Current Maturities	Non - current	Current Maturities
		As at March 31, 2026	As at March 31, 2026	As at March 31, 2025	As at March 31, 2025
i.	Foreign currency term loan	-	-	249.32	71.24
ii.	Rupee Term Loan	70.00	163.11	233.11	163.11
	Total (a)	70.00	163.11	482.43	234.35

Details of above:-

(₹ Crores)

Sr. No.	Nature of Loan/Institutions	Non - current	Current Maturities	Non - current	Current Maturities
		As at March 31, 2026	As at March 31, 2026	As at March 31, 2025	As at March 31, 2025
i.	Foreign currency term loans				
	- ECB- J P Morgan Chase Bank, Singapore	-	-	32.05	32.06
	- ECB- HSBC Hongkong	-	-	56.99	28.49
	- ECB- CITI Bank, Singapore	-	-	160.28	10.69
ii.	Rupee Term Loan				
	- HDFC Bank Ltd.	70.00	163.11	233.11	163.11
	Total	70.00	163.11	482.43	234.35

b) Details of securities and repayment terms of secured loans stated above ;**(i) Foreign Currency Term Loans (Secured)****1 JP Morgan Chase Bank, Singapore**

This facility is secured by way of an exclusive charge on Solar and Wind projects of the Company.

Repayable in 16 quarterly equal installments of USD 9,37,500 starting from May 23, 2023. Fully pre-paid during the current year.

2 HSBC Hongkong

This facility is secured by first ranking pari passu charge on all movable Assets (present and future) (excluding Solar Power Project situated at Khandwa MP, Solapur Maharashtra and Wind power project situated at Patan Gujarat which are exclusively charged to JP Morgan Chase Singapore).

Repayable in 18 quarterly equal installment of USD 8,33,333 starting from December 15, 2023. Fully pre-paid during the current year.

3 CITI Bank, Singapore

This facility is secured by first ranking pari-passu charge by way of hypothecation on its movable Assets (excluding those exclusively charged to JP Morgan Chase Singapore).

Repayable in 16 quarterly equal installment of USD 12,50,000 starting from January 15, 2026, fully pre-paid during the current year.

(ii) Rupee Term Loan (Secured)

1 Term Loan-I - HDFC Bank Ltd.

Secured by first pari-passu charge over current and future movable property, plant and equipment of the Company except solar and wind projects.

Repayable in 20 quarterly installments from June 14, 2022.

Period	Amounts (₹ crores) per quarter
2026 - 2027	23.28

2 Term Loan-II - HDFC Bank Ltd.

Secured by pari-passu first charge on all present and future movable property, plant and equipment except solar and wind projects. Movable property, plant and equipment including but not limited to plant and machinery, spares, tools and accessories, and excluding any fixed assets already charged to other lenders.

Repayment in 20 quarterly installments from June 27, 2023.

Period	Amounts (₹ crores) per quarter
2026 - 2027	17.50
2027 - 2028	17.50

c) Maturity profile of borrowings is as per the original sanction terms without Ind AS effects.

(₹ Crores)

Particulars	As at March 31, 2026	As at March 31, 2025
Installment payable within 1 year	163.11	234.35
Installment payable between 1 to 2 years	70.00	266.40
Installment payable between 2 to 5 years	-	216.03
Installment payable beyond 5 years	-	-
Total	233.11	716.78

d) The long-term loans are taken at the following rates.

Particulars	As at March 31, 2026	As at March 31, 2025
	Interest Band	
Rupee Term Loan-I	3 months TBILL + 0.94%	3 months TBILL + 0.94%
Rupee Term Loan-II	1 month TBILL + 1.10%	1 month TBILL + 1.10%
Foreign currency loan	3 Months Term SOFR + 0.85% to 1.30%	3 Months Term SOFR + 0.85% to 1.30%

e) Registration of charges or satisfaction with Registrar of Companies

Registration of charges

As at March 31, 2026, the Company has registered all charges duly with Registrar of Companies in favour of the lenders.

Satisfaction of charges

As per the records of the Registrar of Companies, Maharashtra, available on their website, various charges are yet to be satisfied, however, as per records of the Company, such loans have been fully repaid and none of the lenders have communicated or demanded any outstanding amount from the Company. The summarized details are as under:

No. of cases	Aggregate amount (₹ Crores)	Period range	Reason
22	60.15	1961-2005	Old cases-records not available/being taken up with lenders.
8	42.26	1972-2010	Necessary form filed, however, ROC records not updated.

IPCA LABORATORIES LIMITED CIN L24239MH1949PLC007837

Notes to Standalone Financial Statements as at and for the year ended March 31, 2026**f) Reconciliation of cash flows from financing activities as per Ind AS-7**

(₹ Crores)

Particulars	Lease liabilities	Interest	Long term borrowings	Short term borrowings
Balance as at April 1, 2024	18.91	6.71	542.19	590.72
Interest accrued	3.33	57.59	-	-
Changes from financing cash flows	(10.10)	(49.12)	167.99	(213.63)
Payment of current maturities of long term borrowings	-	-	-	(222.19)
Capitalised during the year	-	(9.72)	-	-
Exchange (gain) / loss	-	-	6.60	0.05
Addition during the year	22.36	-	-	-
Transfer within categories	-	-	(234.35)	234.35
Closing balance as at March 31, 2025	34.50	5.46	482.43	389.30
Interest accrued	3.96	36.54	-	-
Changes from financing cash flows	(12.58)	(45.31)	(249.32)	(152.90)
Payment of current maturities of long term borrowings	-	-	-	(234.35)
Capitalised during the year	-	4.69	-	-
Exchange (gain) / loss	-	-	-	-
Addition during the year (Net)	34.18	-	-	-
Transfer within categories	-	-	(163.11)	163.11
Closing balance as at March 31, 2026	60.06	1.38	70.00	165.16

16 Other Financial Liabilities

(₹ Crores)

Particulars	As at March 31, 2026		As at March 31, 2025	
	Non Current	Current	Non Current	Current
Deposits from customers	-	0.87	-	1.28
Interest accrued	-	1.38	-	5.46
Unpaid dividends	-	1.52	-	1.63
Amount payable on hedging transactions	-	65.93	-	0.09
Payable for capital goods	-	70.70	-	76.50
Payable to employees	-	226.16	-	211.07
Other liabilities	-	11.55	-	12.22
Total	-	378.11	-	308.25

17 Provisions

(₹ Crores)

Particulars	As at March 31, 2026		As at March 31, 2025	
	Non Current	Current	Non Current	Current
Gratuity	-	5.38	-	-
Compensated absences	68.58	9.00	57.76	9.49
Other employee related provision	-	15.38	-	8.29
Provision for breakage/damage	-	4.28	-	5.41
Provision for product expiry	-	96.30	-	88.17
Provision for sales return	-	13.09	-	10.67
Provision for tax (net of prepaid)	-	9.70	-	9.07
Total	68.58	153.13	57.76	131.10

17.1 The disclosure of provisions movement as required by Ind AS - 37 is as follows:

(₹ Crores)

Particulars		For the year ended March 31, 2026	For the year ended March 31, 2025
(i)	Provision for breakage/damage		
	Balance at the beginning of the period	5.41	5.42
	Provisions made during the period	11.98	5.13
	Utilizations during the period	(13.11)	(5.14)
	Provision at the end of the period	4.28	5.41
(ii)	Provision for product expiry		
	Balance at the beginning of the period	88.17	80.43
	Provisions made during the period	73.69	67.18
	Utilizations during the period	(65.56)	(59.44)
	Provision at the end of the period	96.30	88.17
(iii)	Provision for sales return		
	Balance at the beginning of the period	10.67	10.83
	Provisions made during the period	35.52	32.06
	Utilizations during the period	(33.10)	(32.22)
	Provision at the end of the period	13.09	10.67
(iv)	Provision for wage arrears under negotiation		
	Balance at the beginning of the period	8.29	1.24
	Provisions made during the period	12.43	8.41
	Utilizations / adjusted during the period	(5.34)	(1.36)
	Provision at the end of the period	15.38	8.29

17.2 Disclosure in accordance with Ind AS – 19 “Employee Benefits”, of the Companies (Indian Accounting Standards) Rules, 2015.
Gratuity

The Company's liabilities under 'Code on Social Security, 2020' which has been notified and made effective from 21 November 2025, thereby replacing the erstwhile Payment of Gratuity Act, 1972 are determined on the basis of actuarial valuation made at the end of each financial year using the projected unit credit method. The Gratuity liabilities of the Company is entirely funded. Employees who are in continuous service for a period of 5 years are eligible for gratuity. The amount of gratuity payable on retirement / termination is the employee's last drawn basic salary per month computed proportionately for 15 days salary multiplied by the number of years of service. The gratuity plan is a funded plan and the Company makes contributions to recognized funds in India. The Company does not fully fund the liability and maintains a target level of funding to be maintained over a period of time based on estimations of expected gratuity payments.

These plans typically expose the Company to actuarial risks such as: investment risk, interest rate risk, longevity risk and salary risk.

Investment risk

For funded plans that rely on insurers for managing the assets, the value of assets certified by the insurer may not be the fair value of instruments backing the liability. In such cases, the present value of the assets is independent of the future discount rate. This can result in wide fluctuations in the net liability or the funded status if there are significant changes in the discount rate during the inter-valuation period.

Market risk (discount risk)

Market risk is a collective term for risks that are related to the changes and fluctuations of the financial markets. The discount rate reflects the time value of money. An increase in discount rate leads to decrease in Defined Benefit Obligation of the plan benefits & vice versa. This assumption depends on the yields on the corporate/government bonds and hence the valuation of liability is exposed to fluctuations in the yields as at the valuation date.

IPCA LABORATORIES LIMITED CIN L24239MH1949PLC007837

Notes to Standalone Financial Statements as at and for the year ended March 31, 2026

Longevity Risk

The impact of longevity risk will depend on whether the benefits are paid before retirement age or after. Typically for the benefits paid on or before the retirement age, the longevity risk is not very material.

Actuarial risk

Salary Increase Assumption: Actual Salary increase that are higher than the assumed salary escalation, will result in increase to the obligation at a rate that is higher than expected.

The following table summarizes the components of net benefit expense recognized in the statement of profit and loss and the funded status and amounts recognized in the Balance Sheet.

(₹ Crores)

Particulars	As at March 31, 2026	As at March 31, 2025
Expense recognized in statement of profit and loss		
Current service cost	16.04	12.99
Past service cost	18.01	-
Interest expense	9.62	8.56
Expected return on plan assets	(10.01)	(9.15)
Total	33.66	12.40
Expense recognized in Other Comprehensive Income		
Return on plan assets (greater)/less than discount rate	(2.02)	(1.25)
Actuarial (gain)/loss due to experience on defined benefit obligation (DBO)	(2.58)	8.07
Total	(4.60)	6.82
Present value of funded defined benefit obligation	171.75	144.41
Fair value of plan assets	(168.76)	(146.63)
Gratuity refund receivable	2.39	-
Funded status	5.38	(2.22)
Net defined benefit (asset)/liability	5.38	(2.22)
Movements in present value of DBO		
Present value of defined benefit obligation at the beginning of the year	144.41	126.30
Current service cost	16.04	12.99
Past service cost	18.01	-
Interest cost	9.62	8.56
Actuarial (gain)/loss	(2.58)	8.07
Benefits paid	(11.39)	(11.51)
Transfer out of sold units	(2.36)	-
Present value of defined benefit obligation at the end of the year	171.75	144.41
Movements in fair value of the plan assets are as follows		
Opening fair value of plan assets	146.63	126.77
Expected returns on plan assets	10.01	9.15
Remeasurement (gains)/losses:		
Actuarial gain/(loss) on plan assets	2.02	1.25
Contribution from Employer	20.00	20.07
Refund Received	(0.89)	-
Benefits paid	(9.01)	(10.61)
Closing fair value of the plan assets	168.76	146.63
Remeasurement effect recognized in Other Comprehensive Income		
Actuarial (gain)/loss arising from experience adjustments	(2.58)	8.07
Actuarial (gain)/loss on plan assets	(2.02)	(1.25)
Total actuarial (gain)/loss included in OCI	(4.60)	6.82

The principal assumptions used as at the balance sheet date for the purpose of actuarial valuations were as follows:

Particulars	As at March 31, 2026	As at March 31, 2025
Financial assumptions		
Discount rate	7.41%	6.83%
Salary increase rate	6.00%	6.00%
Demographic assumptions		
Mortality rate	IALM (2012-14) Ultimate	IALM (2012-14) Ultimate
Withdrawal rate	5%	5%
Retirement age	58 Years	58 Years

The rate used to discount post-employment benefit obligations is determined by reference to market yields at the end of the reporting period on government bonds.

Significant actuarial assumptions for the determination of the defined obligation are discount rate, expected salary increase and mortality.

The sensitivity analysis below have been determined based on reasonably possible changes of the respective assumptions occurring at the end of reporting period, while holding all other assumptions constant.

Particulars	As at March 31, 2026	As at March 31, 2025
Defined benefit obligation		
Discount rate		
a. Discount rate - 100 basis points	184.48	155.06
b. Discount rate + 100 basis points	160.63	135.01
Salary increase rate		
a. Rate - 100 basis points	159.63	134.95
b. Rate + 100 basis points	185.40	155.04

The sensitivity analysis presented above may not be representative of the actual change in the defined benefit obligation as it is unlikely that the change in assumptions would clear in isolation of one another as some of the assumptions may be correlated.

Furthermore, in presenting the above sensitivity analysis, the present value of the defined benefit obligation has been calculated using the projected credit method at the end of the reporting period, which is the same as that applied in calculating the defined benefit obligation liability recognized in the balance sheet.

There was no change in the methods and assumptions used in preparing the sensitivity analysis from prior years.

18 Deferred Tax Liabilities (Net)

(₹ Crores)

Particulars	As at March 31, 2026		As at March 31, 2025	
Deferred tax liabilities on account of:				
Property, plant and equipment and ROU Assets	230.66		224.23	
Fair value of investments	0.39	231.05	1.66	225.89
Deferred tax asset on account of:				
Lease Liability	15.12		8.68	
Tax Disallowances	27.24	42.36	26.01	34.69
Net deferred tax liability		188.69		191.20

IPCA LABORATORIES LIMITED CIN L24239MH1949PLC007837

Notes to Standalone Financial Statements as at and for the year ended March 31, 2026**19 Other Non-Financial Liabilities**

(₹ Crores)

Particulars	As at March 31, 2026		As at March 31, 2025	
	Non Current	Current	Non Current	Current
Advance from customers - Contract Liability	-	16.41	-	13.49
Deferred Income	-	-	-	0.08
Duties & taxes payable	-	23.18	-	34.19
Other Payables	-	10.71	-	9.97
Total	-	50.30	-	57.73

20 Financial Liabilities - Short - term Borrowings

(₹ Crores)

Particulars	As at March 31, 2026	As at March 31, 2025
(i) Secured Loans:		
Working capital loan from banks *	2.05	9.63
Current maturities of long-term debt (refer note no.15)	163.11	234.35
(ii) Unsecured Loans:		
Working capital loan from banks	-	145.32
Total	165.16	389.30

- a) * Working capital loan from banks are secured by first charge by way of hypothecation of all the stocks, book debts and all other movable current assets of the Company and second charge by way of mortgage of the specific immovable properties of the Company and hypothecation of plant & machinery of the Company.
- b) Quarterly statements of stocks and other current assets filed by the Company with banks are in agreement with the books of accounts.

21 Financial Liabilities - Trade Payables

(₹ Crores)

Particulars	As at March 31, 2026	As at March 31, 2025
Trade payables for goods and services:		
- Total outstanding dues of Micro and small enterprises	133.46	91.15
- Total dues of other than Micro and small enterprises	472.09	390.38
Total	605.55	481.53

Trade payables other than MSME are non-interest bearing and are normally settled between 0-120 days.

Details of dues to micro and small enterprises as defined under MSME Act, 2006

(₹ Crores)

Particulars	As at March 31, 2026	As at March 31, 2025
Principal amount due	133.46	91.15
Interest due on above	0.02	0.01
Amount paid in terms of Sec 16 of the MSME Act, 2006:		
- Principal amount paid beyond appointed day	7.04	10.96
- Interest paid thereon	-	-
Amount of interest due and payable for the period of delay	0.03	0.08
Amount of interest accrued and remaining unpaid as at year end	0.05	0.09
Amount of further interest remaining due and payable in the succeeding year	-	-

The Company has compiled the above information based on written confirmations collected by the Company from suppliers.

Notes to Standalone Financial Statements as at and for the year ended March 31, 2026

Trade Payables as at March 31, 2026 ageing schedule is as under :

(Ageing from due date)

(₹ Crores)

Particulars	Not Due	Outstanding for following periods from due date of payment				Total
		Less than 1 year	1-2 years	2-3 years	More than 3 years	
(i) MSME	131.07	2.12	0.03	-	-	133.22
(ii) Others	316.06	153.64	1.38	0.29	0.29	471.66
(iii) Disputed dues – MSME	0.24	-	-	-	-	0.24
(iv) Disputed dues – Others	-	0.37	-	-	0.06	0.43
Total Trade Payables	447.37	156.13	1.41	0.29	0.35	605.55

Trade Payables as at March 31, 2025 ageing schedule is as under :

(Ageing from due date)

(₹ Crores)

Particulars	Not Due	Outstanding for following periods from due date of payment				Total
		Less than 1 year	1-2 years	2-3 years	More than 3 years	
(i) MSME	89.62	1.48	-	0.01	-	91.11
(ii) Others	263.00	121.56	0.12	1.54	4.10	390.32
(iii) Disputed dues – MSME	0.02	0.02	-	-	-	0.04
(iv) Disputed dues – Others	-	-	-	-	0.06	0.06
Total Trade Payables	352.64	123.06	0.12	1.55	4.16	481.53

22 Current Tax Liabilities (Net)

(₹ Crores)

Particulars	As at March 31, 2026	As at March 31, 2025
Current Tax Liability (net of taxes paid)	56.57	43.57
Total	56.57	43.57

23 Revenue from Operations (Net)

(₹ Crores)

Particulars	For the year ended March 31, 2026	For the year ended March 31, 2025
Sale of products	7,275.71	6,624.82
Sale of services	19.85	14.70
Other operating revenues:		
Export incentives	17.13	17.53
Scrap sales	17.66	15.89
Sundry balances written back	0.75	0.28
Miscellaneous income	5.65	4.70
Total	7,336.75	6,677.92

IPCA LABORATORIES LIMITED CIN L24239MH1949PLC007837

Notes to Standalone Financial Statements as at and for the year ended March 31, 2026**23.1 Disclosure relating to disaggregation of revenue in terms of Ind AS-115**

(₹ Crores)

Sr. No.	Particulars	For the year ended March 31, 2026			
		Branded Generics	Generics	APIs	Total
A	Domestic	3,817.24	-	348.89	4,166.13
B	Exports				
	Europe	-	522.75	361.84	884.59
	Africa	268.00	270.56	55.92	594.48
	Americas	75.20	268.83	321.30	665.33
	Asia (excluding India)	95.18	39.48	263.51	398.17
	CIS	225.27	2.94	40.97	269.18
	Australasia	0.02	314.35	3.31	317.68
	Total (B)	663.67	1,418.91	1,046.85	3,129.43
	Total (A+B)	4,480.91	1,418.91	1,395.74	7,295.56

Sr. No.	Particulars	For the year ended March 31, 2025			
		Branded Generics	Generics	APIs	Total
A	Domestic	3,450.21	4.89	375.46	3,830.56
B	Exports				
	Europe	4.68	520.32	281.11	806.11
	Africa	187.09	315.21	43.40	545.70
	Americas	74.35	193.08	268.57	536.00
	Asia (excluding India)	105.69	31.53	254.64	391.86
	CIS	209.95	0.47	35.84	246.26
	Australasia	0.13	276.08	6.82	283.03
	Total (B)	581.89	1,336.69	890.38	2,808.96
	Total (A+B)	4,032.10	1,341.58	1,265.84	6,639.52

Disaggregation of exports on the basis of class of customer

(₹ Crores)

Sr. No.	Particulars	For the year ended March 31, 2026	For the year ended March 31, 2025
		Exports	Exports
	Formulation		
A	Institutional Sales	269.91	355.15
B	Non - Institutional Sales	1,812.67	1,563.43
	Total	2,082.58	1,918.58

23.2 Information about major customers:

No single customer represents 10% or more of the Company's total revenue during the year ended March 31, 2026 and March 31, 2025.

23.3 Contract Liability

The Contract liability primarily relate to advances received from the customers against orders. Significant changes in the contract liabilities balance during the period are as under:

(₹ Crores)

Particulars	For the year ended March 31, 2026	For the year ended March 31, 2025
Balances at the beginning of the year	13.49	15.06
Add: Increases due to cash received during the year excluding amounts recognized as revenue during the year	16.80	13.24
Less: Revenue recognized that was included in the contract liability balance at the beginning of the year	12.59	14.81
Advances received which have remained outstanding at the end of the year	17.70	13.49

The contractual commitment with respect to contract liability will be executed in one year's time.

24 Other Income

(₹ Crores)

Particulars	For the year ended March 31, 2026	For the year ended March 31, 2025
Interest income on financial asset at amortized cost;		
- From Banks	10.61	11.74
- From Others	6.91	9.70
Interest income on financial asset on EIR	3.18	3.27
Income on Financial Assets carried at fair value through Profit or loss;		
- Net Gain on Sale of Mutual Fund Investments	21.42	20.80
- Changes in fair value of Investments designated at FVTPL	26.56	14.96
Profit on sale of Property, Plant & Equipment	2.81	1.98
Loss of Profit Insurance Claim	5.86	-
Miscellaneous income	9.60	8.84
Profit / (Loss) on sale of business (Net)	5.31	-
Dividend Income	2.38	-
Total	94.64	71.29

25 Cost of Materials Consumed

(₹ Crores)

Particulars	For the year ended March 31, 2026		For the year ended March 31, 2025	
Raw materials consumed				
Opening stock	593.23		607.59	
Add : Purchases (net of discount)	1,367.72		1,154.60	
Add : Raw material conversion charges	35.33		28.56	
	1,996.28		1,790.75	
Less : Closing stock	676.43	1,319.85	593.23	1,197.52
Packing materials consumed				
Opening stock	59.43		48.80	
Add : Purchases (net of discount)	278.64		256.26	
	338.07		305.06	
Less : Closing stock	62.35	275.72	59.43	245.63
Neutralization of duties and taxes on inputs for exports - duty drawback benefits		(27.24)		(25.51)
Total		1,568.33		1,417.64

IPCA LABORATORIES LIMITED CIN L24239MH1949PLC007837

Notes to Standalone Financial Statements as at and for the year ended March 31, 2026**26 Purchases of Traded Goods**

(₹ Crores)

Particulars	For the year ended March 31, 2026	For the year ended March 31, 2025
Formulations	335.79	334.17
Active Pharmaceutical Ingredients/ Intermediates	12.72	13.07
Total	348.51	347.24

27 Changes in inventories of Finished Goods (FG), Work-in-progress (WIP) and Traded Goods

(₹ Crores)

Particulars	For the year ended March 31, 2026		For the year ended March 31, 2025	
Inventory adjustments - WIP				
Stock at commencement	279.85		312.86	
Less: - Stock at closing	303.46	(23.61)	279.85	33.01
Biological Assets- standing crops (Refer note no. 8A for disclosure)				
Stock at commencement	0.17		1.75	
Less:- Loss on Fair Valuation	-		(1.75)	
Less: - Stock at closing	0.35	(0.18)	0.17	(0.17)
Inventory adjustments - FG				
Stock at commencement :				
Own	489.53		590.48	
Traded	68.70		63.34	
	558.23		653.82	
Less: Stock at closing:				
Own	512.94		489.53	
Traded	81.56	(36.27)	68.70	95.59
Total		(60.06)		128.43

28 Employee Benefits Expenses

(₹ Crores)

Particulars	For the year ended March 31, 2026	For the year ended March 31, 2025
Salaries, bonus, perquisites, etc.	1,522.53	1,356.60
Contribution to provident and other funds	64.63	60.50
Leave encashment	18.42	20.64
Leave travel assistance	4.41	3.98
Gratuity expenses	15.58	13.37
Staff welfare expenses	24.52	20.65
Recruitment & training	5.81	3.60
Total	1,655.90	1,479.34

29 Finance Cost

(₹ Crores)

Particulars	For the year ended March 31, 2026	For the year ended March 31, 2025
Interest expense	35.48	56.78
Other borrowing cost	0.10	0.28
Interest expenses on lease liability (Refer note no.35)	3.96	3.33
Interest on Indirect taxes	0.96	0.53
Interest on Direct taxes	3.01	2.12
Total	43.51	63.04

30 Depreciation & Amortization

(₹ Crores)

Particulars	For the year ended March 31, 2026	For the year ended March 31, 2025
Depreciation on tangible assets	244.43	232.50
Depreciation on Right-of-use assets	13.71	11.46
Amortization on intangible assets	10.73	8.01
Total	268.87	251.97

31 Other Expenses

(₹ Crores)

Particulars	For the year ended March 31, 2026	For the year ended March 31, 2025
Consumption of stores and spares	77.76	71.74
Power and fuel	244.27	229.26
Water charges	6.70	6.34
Freight, forwarding and transportation	141.64	139.41
Outside manufacturing charges	39.76	48.19
Repairs and maintenance	222.90	205.91
Property, plant & equipment scrapped	3.82	2.02
Commission on sales and brokerage	39.16	49.58
Field staff expenses	133.54	123.60
Sales and marketing expenses	558.01	464.67
Product information catalogue	45.41	41.77
Expenditure on scientific research	72.47	56.73
Laboratory expenses and analytical charges	73.08	63.90
Rent	12.51	12.47
Rates and taxes	14.06	14.93
Travelling expenses	31.79	28.93
Professional charges	37.43	33.91
Printing and stationery	11.09	10.70
Books, subscription and software	5.61	6.88
Product registration expenses	34.15	29.85
GST expenses	47.26	42.54
Communication expenses	6.96	6.92
Insurance	24.81	20.86

IPCA LABORATORIES LIMITED CIN L24239MH1949PLC007837

Notes to Standalone Financial Statements as at and for the year ended March 31, 2026

(₹ Crores)

Particulars	For the year ended March 31, 2026	For the year ended March 31, 2025
Intellectual property right expenses	0.95	0.78
Remuneration to auditors (Including Limited Review & Tax Audit)	1.14	0.99
Bank charges	1.95	2.02
Provision for doubtful debts/advances	5.12	1.21
Bad debts and other balance written off	0.40	0.93
CSR expenses	19.32	18.03
Impairment of intangible assets	7.77	-
Impairment of financial assets	27.25	27.51
Foreign exchange (gain) / loss - net (Refer Note 3 below)	67.07	(11.70)
Political contribution	2.50	1.00
Fair value changes- Biological assets (Refer Note. No. 8A)	0.04	1.68
Miscellaneous expenses (none of which individually forms more than 1% of the operating revenue)	26.08	26.68
Total	2,043.78	1,780.24
Details of:		
1 Repairs and maintenance:		
Building	28.74	26.73
Machinery	164.50	156.28
Others	29.66	22.90
	222.90	205.91
2 Remuneration to auditors:		
Audit fees including Limited Review	0.81	0.69
Tax Audit including Transfer Pricing	0.16	0.14
Tax matters	0.15	0.15
Certification and other services	0.02	0.01
	1.14	0.99

- 3 The Company consistently discloses the impact of exchange (gain) / loss as part of other expenses to maintain uniformity of disclosure in each quarter and annual accounts.

The Foreign exchange (gain) / loss includes unrealised loss on forward contract amounting to ₹ 64.46 crores (Previous year gain on forward contracts amounting to ₹1.45 crores)

- 4 Total expenditure on R & D is included in respective heads of accounts as under:

(₹ Crores)

Particulars	For the year ended March 31, 2026	For the year ended March 31, 2025
Expenditure on Scientific Research (Includes stores and chemicals, bio-availability, bio-equivalence and toxicity Studies)	72.47	56.73
Cost of materials consumed	3.50	3.16
Employee benefits expenses	89.35	75.45
Other expenses	45.66	37.15
Depreciation	15.27	12.76
Total	226.25	185.25

32 Exceptional Item

(₹ Crores)

Particulars	For the year ended March 31, 2026	For the year ended March 31, 2025
Impact of New Labour Codes	30.42	-
Impairment of exposure in Subsidiary	-	173.00
Impairment of exposure in Associate	-	108.54
Total	30.42	281.54

Disclosure on above

a On November 21, 2025, the Government of India notified provisions of the Code on Wages, 2019, the Industrial Relations Code, 2020, the Code on Social Security, 2020 and the Occupational Safety, Health and Working Conditions Code, 2020, ('Labour Codes') which consolidate twenty-nine existing labour laws into a unified framework governing employee benefits during employment and post-employment. The Labour Codes, amongst other things introduces changes, including a uniform definition of wages and enhanced benefits relating to gratuity & leave. The Company initially assessed the financial implications of these changes which has resulted in increase in gratuity and leave liability arising out of past service cost by ₹ 10.31 crores. Thereafter the Company during the quarter ended March 31, 2026 revised the pay structure which resulted in incremental liability for past services of an additional amount of ₹ 20.11 crores aggregating to ₹ 30.42 crores for the year. Considering the impact arising out of an enactment of the new legislation is an event of non-recurring nature, the Company has presented this incremental amount as "Impact of new Labour Codes" under "Exceptional Item" in the Statement of Profit and Loss for the year ended March 31, 2026.

b Impairment of exposure in Subsidiary

During FY 2024-25, the Company has carried out impairment testing towards the exposure in the subsidiary Ipca Pharmaceuticals Inc., USA and based on the estimations of the carrying value the Company has provided impairment amounting to ₹ 173.00 crores. {Refer note 4.4.(a)}

c Impairment of exposure in Associate

During FY 2024-25, the Company has carried out impairment testing towards the exposure in the associate Krebs Biochemicals & Industries Ltd. and based on the estimations of the carrying value the Company has provided impairment amounting to ₹ 108.54 crores {Refer note 4.4.(b)}

33 Tax Expense

(₹ Crores)

Particulars	For the year ended March 31, 2026	For the year ended March 31, 2025
Current tax	405.25	341.63
Short / (excess) provision of taxes for earlier years	(3.13)	(0.73)
Deferred tax	(2.51)	8.11
Total	399.61	349.01

i. Reconciliation of current rate of tax and effective rate of tax:

Profit before Income taxes	1,532.13	999.77
Enacted tax rates in India (%)	25.17%	25.17%
Computed expected tax expenses	385.64	251.64
Depreciation differential	(5.58)	(6.86)
Effect of non- deductible expenses	39.16	115.37
Effect of deductible expenses	(28.03)	(18.01)
Research and Development expenses	(7.13)	(8.71)
Tax on Capital transaction	21.19	8.20
Income tax expenses - Net	405.25	341.63

IPCA LABORATORIES LIMITED CIN L24239MH1949PLC007837

Notes to Standalone Financial Statements as at and for the year ended March 31, 2026**ii. Reconciliation of Deferred Tax****Deferred tax (assets)/liabilities in relation to:****(₹ Crores)**

Particulars	As at March 31, 2025	Recognized in OCI	Recognized in profit/loss	As at March 31, 2026
Property, plant and equipment and ROU Assets	224.23	-	6.43	230.66
Lease Liability	(8.68)	-	(6.44)	(15.12)
Tax Disallowances	(26.01)	-	(1.23)	(27.24)
Fair Value of Investments	1.66	-	(1.27)	0.39
Total	191.20	-	(2.51)	188.69

(₹ Crores)

Particulars	As at March 31, 2024	Recognized in OCI	Recognized in profit/loss	As at March 31, 2025
Property, plant and equipment and ROU Assets	205.36	-	18.87	224.23
Lease Liability	(4.76)	-	(3.92)	(8.68)
Tax Disallowances	(18.41)	-	(7.60)	(26.01)
Fair Value of Investments	0.90	-	0.76	1.66
Total	183.09	-	8.11	191.20

34 Disclosure as required by Accounting Standard – Ind AS 33 “Earnings Per Share” of the Companies (Indian Accounting Standards) Rules 2015.

The earnings per share is calculated by dividing the profit after tax by weighted average number of shares outstanding for basic & diluted EPS.

(₹ Crores)

Particulars	For the year ended March 31, 2026	For the year ended March 31, 2025
i. Profit after tax and before exceptional Items	1,162.94	932.30
ii. Profit after tax and exceptional Item	1,132.52	650.76
iii. Equity shares outstanding at year end (nos.)	25,37,04,218	25,37,04,218
iv. Weighted average no. of shares outstanding (nos.) (basic)	25,37,04,218	25,37,04,218
v. Nominal value of equity share (₹)	1.00	1.00
vi. Basic and Diluted EPS before exceptional item (i / iv) (₹)	45.84	36.75
vii. Basic and Diluted EPS after exceptional item (ii / iv) (₹)	44.64	25.65

35 Disclosure in accordance with Ind AS – 116 “Leases”, of the Companies (Indian Accounting Standards) Rules, 2015.**The carrying value of right-of-use asset recognized and the movements thereof during the year ended are as follows:****(₹ Crores)**

Particulars	Land and Buildings	
	For the year ended March 31, 2026	For the year ended March 31, 2025
Balance as at April 01,	33.66	22.30
Additions during the year	43.35	23.11
Reversal during the year	0.17	0.29
Depreciation on Right-of-use asset	13.71	11.46
Balance as at March 31,	63.13	33.66

Notes to Standalone Financial Statements as at and for the year ended March 31, 2026

The carrying value of lease liability and movement thereof during the year ended are as follows:

(₹ Crores)

Particulars	As at March 31, 2026	As at March 31, 2025
Balance as at April 01,	34.50	18.91
Additions during the year	34.37	22.68
Finance cost accrued during the year	3.96	3.33
Reversal during the year	0.18	0.32
Payment of lease liabilities	12.59	10.10
Balance as at March 31,	60.06	34.50
Current portion of Lease liability	9.93	6.12
Non - Current portion of Lease liability	50.13	28.38
Total	60.06	34.50

The weighted average incremental borrowing rate applied to lease liabilities range between 7% to 8%.

The details of the contractual maturities of lease liabilities on an undiscounted basis are as follows:

(₹ Crores)

Particulars	As at March 31, 2026	As at March 31, 2025
Less than one year	14.64	8.94
One to five years	45.16	24.20
More than five years	41.47	37.32
Total	101.27	70.46

The Company does not face a significant liquidity risk with regard to its lease liabilities as the current assets are sufficient to meet the obligations related to lease liabilities as and when they fall due.

36 Segment Reporting

Disclosure as required by Ind AS 108 "Operating Segment", of the Companies (Indian Accounting Standards) Rules, 2015.

Based on the "management approach" as defined in Ind AS 108, the Chief Operating Decision Maker (CODM) evaluates the Company's performance in accordance with Ind AS "Operating Segment", the Company has only one reportable operating segment i.e. Pharmaceuticals. The additional disclosure is being made in the consolidated financial statements.

37 Disclosure in accordance with Ind AS - 24 "Related Party Disclosures", of the Companies (Indian Accounting Standards) Rules, 2015.

A. List of related parties

Relationships	Country
i. Entities having significant influence	
Shareholders of Ipca Laboratories Ltd.	
Kaygee Investments Pvt. Ltd.	India
Subsidiaries	
Ipca Pharmaceuticals, Inc.	USA
Ipca Laboratories (U.K.) Ltd.	United Kingdom
Ipca Pharma (Australia) Pty Ltd.	Australia
Ipca Pharma Nigeria Ltd.	Nigeria

IPCA LABORATORIES LIMITED CIN L24239MH1949PLC007837

Notes to Standalone Financial Statements as at and for the year ended March 31, 2026

Relationships		Country
Ipca Pharmaceuticals Ltd. SA de CV (Liquidate w.e.f November 28, 2024)		Mexico
Trophic Wellness Pvt. Ltd.		India
Unichem Laboratories Ltd.		India
Ipca Pharmaceuticals, GmbH (Incorporated w.e.f October 16, 2025)		Germany
Unichem Laboratories Ltd., Ireland (w.e.f May 01, 2025)		Ireland
Step-down Subsidiaries		
Ipca Pharma (NZ) Pty. Ltd.	(Subsidiary of Ipca Pharma (Australia) Pty Ltd.)	New Zealand
Onyx Scientific Limited	(Subsidiary of Ipca Laboratories (U.K.) Ltd.)	United Kingdom
Pisgah Laboratories Inc.	(Subsidiary of Ipca Pharmaceuticals, Inc.,USA)	USA
Bayshore Pharmaceuticals LLC (till January 31, 2026)	(Subsidiary of Ipca Pharmaceuticals, Inc.,USA)	USA
Niche Generics Ltd.	(Subsidiary of Unichem Laboratories Ltd.)	United Kingdom
Unichem S.A. Pty Ltd.	(Subsidiary of Unichem Laboratories Ltd.)	South Africa
Unichem Pharmaceuticals (USA) Inc.	(Subsidiary of Unichem Laboratories Ltd.)	USA
Unichem Farmaceutica Do Brasil Ltda.	(Subsidiary of Unichem Laboratories Ltd.)	Brazil
Unichem Laboratories Limited, Ireland.(till April 30, 2025)	(Subsidiary of Unichem Laboratories Ltd.)	Ireland
Unichem China Pvt. Ltd.	(Subsidiary of Unichem Laboratories Ltd.)	China
ii. Associates		
Krebs Biochemicals & Industries Ltd.		India
iii. Joint Venture		
Avik Pharmaceutical Ltd.		India
Lyka Labs Ltd.		India
iv. Key Management Personnel and their Relatives		
Mr. Premchand Godha	Executive Chairman	India
Mr. Ajit Kumar Jain	Managing Director and CFO	India
Mr. Pranay Godha	Managing Director and CEO	India
Mr. Prashant Godha	Executive Director	India
Dr. Narendra Mairpady	Independent Director	India
Dr. (Ms.) Manisha Premnath (till September 20, 2024)	Independent Director	India
Mr. Kamal Kishore Seth	Independent Director	India
Dr. (Ms.) Swati Patankar	Independent Director	India
Mr. Vivek Keshav Shiralkar (w.e.f May 29, 2024)	Independent Director	India
Ms. Usha Premchand Godha	Relative	India
Ms. Bhawna Godha	Relative	India
Ms. Neetu Godha	Relative	India

Relationships	Country
v. Entities which are subsidiaries of Kaygee Investments Pvt. Ltd. (KIPL)	
Kaygee Laboratories Pvt. Ltd.	India
Makers Laboratories Ltd.	India
Resonance Specialties Limited	India
Paschim Chemicals Pvt. Ltd. (Merged with Kaygee Investments Private Limited w.e.f June 27, 2025)	India
Mexin Medicaments Pvt. Ltd. (Merged with Kaygee Investments Private Limited w.e.f June 27, 2025)	India
vi. Other related parties	
(Entities in which directors or their relatives have significant influence and with whom there were transactions during the period)	
Nipra Industries Pvt. Ltd.	India
Vandhara Industries Pvt. Ltd. (erstwhile Nipra Packaging Pvt. Ltd.)	India
Prabhat Foundation	India
Vandhara Resorts Pvt. Ltd.	India
Ipca Foundation	India

Details of related party transactions are given in Statement 1 attached to the financial statement. The value of related party transactions and balances reported are based on actual transactions and without giving effect to notional Ind AS adjustment entries.

38 CSR Expenditure

The Company spends in each financial year at least 2% of its average net profit for the immediately preceding three financial years as per provisions of Section 135 of the Act and in compliance of its CSR policy. These funds are utilized throughout the year for activities specified in Schedule VII of the Act.

(₹ Crores)

Sr. No.	Particulars	For the year ended March 31, 2026	For the year ended March 31, 2025
a)	Amount required to be spent by the Company during the year	19.32	18.03
b)	Amount of expenditure incurred during the year on :		
	i) Construction/acquisition of assets	-	-
	ii) On purpose other than above	17.32	20.03
c)	Set-off of excess spent of previous years, if any	2.00	-
d)	Shortfall / (surplus) at the end of the year	-	(2.00)
e)	Total of previous years Shortfall	-	-
f)	Reasons for Shortfall	N.A.	N.A.
g)	Details of related party transactions #	5.64	7.37
h)	Where a provision made with respect to a liability incurred by entering into a contractual obligation, the movements in the provision during the year should be shown separately	-	-

Represents contribution to Ipca Foundation.

IPCA LABORATORIES LIMITED CIN L24239MH1949PLC007837

Notes to Standalone Financial Statements as at and for the year ended March 31, 2026

(₹ Crores)

Sr. No.	Nature of CSR Activities	For the year ended March 31, 2026	For the year ended March 31, 2025
1	Promotion of education, vocational training & skill enhancement etc.	10.02	15.55
2	Eradication of poverty, promotion of healthcare, sanitation, drinking water etc.	7.00	2.23
3	Training to Promote Sports	1.05	-
4	Environmental sustainability, animal welfare, natural resource conservation etc.	0.69	1.02
5	Other CSR expenses	0.56	1.23
	Total	19.32	20.03
	Less : CSR Expenses carried forward to next financial year	-	2.00
	Net CSR Expenses	19.32	18.03

39 Contingent liabilities and Commitments**A. Contingent Liabilities**

(₹ Crores)

Particulars	As at March 31, 2026		As at March 31, 2025	
Claims against the Company not acknowledged as debts	45.81		40.09	
Amount deposited under protest	(1.51)	44.30	(1.54)	38.55
Guarantees given by banks in favor of Govt. & others		22.23		18.90
Term deposit with Bank as security for short term working capital loan provided to Associate company **		11.00		11.00
Other moneys for which the Company is contingently liable for tax, excise, customs and other matters not accepted by the Company *	48.07		47.31	
Amount deposited under protest	(3.61)	44.46	(3.66)	43.65
Total		121.99		112.10

Notes:-

* It includes ₹4.15 crores (Previous year ₹ 4.15 crores) towards interest and penalty demanded by excise department, Ankleshwar relating to erstwhile Tonira Pharma Limited since amalgamated with the Company and is not payable in accordance with the order passed by the Hon'ble Central Excise and Service Tax Appellate Tribunal (CESTAT), Ahmedabad. The Department had moved the Hon'ble Gujarat High Court against the said CESTAT order and as per the order of the said Hon'ble High Court, the Company has furnished a Bank Guarantee of ₹ 2.00 crores to the Department.

** Company has provided security by way of lien over the term deposit of ₹11.00 crores (previous year ₹11.00 crores) placed by the Company with RBL Bank towards short term credit facility availed by Krebs Biochemicals & Industries Ltd., an associate company.

B. Commitments

(₹ Crores)

Particulars	As at March 31, 2026		As at March 31, 2025	
(a) Estimated amount of contracts remaining to be executed on capital account and not provided for:				
Tangible Assets		367.52		344.47
Intangible Assets		1.31		0.23
		368.83		344.70
(b) Investment Commitments (net of payments)				
Share warrants - Lyka Labs				
Preferential allotment of 50 lacs warrants @ ₹ 139.50 per warrant by Lyka Labs Ltd, Joint Venture in the year 2022-23. These warrants were convertible into equity shares in one or more tranches, at the option of the allottee, within a period of 18 months of its allotment. 24 lacs warrants converted into equity in the year 2023-24 and balance 26 lacs warrants converted in the year 2024-25.				
Commitments at beginning of the year	-		27.20	
Commitments during the year on allotment of warrants	-		-	
Sub Total	-		27.20	
Less: Payment during the year	-		(27.20)	
Remaining commitment on signing of the Balance Sheet		-		-
(c) Acquisition of Unichem Laboratories Limited, Ireland				
As per Share Purchase Agreement (SPA) dated 25 th April, 2025: Purchase of 27,60,000 shares of one Euro each at a total consideration of Euro 4,25,000 (₹ 4.00 crores) from Unichem, India which is representing 100% paid-up shares of Unichem, Ireland ;				
Commitments at the beginning of the year	4.00		-	
Commitments during the year	-		4.00	
Less : Payment during the year	(4.00)		-	
Less : Payment made after end of the year	-	-	(4.00)	-
Remaining commitment on signing of the Balance Sheet		-		-
(d) Other Commitments				
Purchase orders backed by Letter of Credit opened by bankers.		22.53		29.55
Total (a+b+c+d)		391.36		374.25

The Company being principal promoter shareholder has given a letter of comfort in favour of its associate Krebs Biochemicals and Industries Ltd. towards its financial needs to support its going concern assumption and to meet its obligations.

40 Political Contribution

The Company made a political contribution of ₹ 2.50 crores to Bharatiya Janata Party in compliance with section 182(3) of the Companies Act, 2013, as amended. During the previous year, the Company had political contribution of ₹ 1.00 crore by cheque to Sikkim Democratic Front.

IPCA LABORATORIES LIMITED CIN L24239MH1949PLC007837

Notes to Standalone Financial Statements as at and for the year ended March 31, 2026**41 Financial Instruments**

The carrying value and fair value of financial instruments by category wise is as follows:

(₹ Crores)

Particulars	As at March 31, 2026		As at March 31, 2025	
	Carrying Value	Fair Value	Carrying Value	Fair Value
Financial assets				
Amortized cost				
Loans	54.29	54.29	72.33	72.33
Others	93.81	93.81	103.53	103.53
Trade receivables	1,272.05	1,272.05	1,166.37	1,166.37
Cash and cash equivalents & other bank balances	363.18	363.18	164.53	164.53
FVTPL				
Mutual funds considered as cash and cash equivalents	348.03	348.03	651.94	651.94
Derivative assets	-	-	1.60	1.60
Investments in Unquoted Equity Shares	-	-	0.04	0.04
FVTOCI				
Investments carried at FVTOCI	26.51	26.51	25.26	25.26
Total financial assets	2,157.87	2,157.87	2,185.60	2,185.60
Financial liabilities				
Amortized cost				
Borrowings	235.16	235.16	871.73	871.73
Lease liability	60.06	60.06	34.50	34.50
Trade payables	605.55	605.55	481.53	481.53
Others	312.18	312.18	308.16	308.16
FVTPL				
Derivative liabilities	65.93	65.93	0.09	0.09
Total financial liabilities	1,278.88	1,278.88	1,696.01	1,696.01

The management assessed that fair value of cash and short-term deposits, trade receivables, trade payables, book overdrafts and other current financial assets and liabilities approximate their carrying amounts largely due to the short-term maturities of these instruments.

The fair value of the financial assets and liabilities is included at the amount at which the instrument could be exchanged in a current transaction between willing parties, other than in a forced or liquidation sale.

42 Fair Value Hierarchy

This section explains the judgements and estimates made in determining the fair values of the financial instruments that are (a) recognized and measured at fair value and (b) measured at amortized cost and for which fair values are disclosed in the financial statements. To provide an indication about the reliability of the inputs used in determining fair value, the Company has classified its financial instruments into the three levels prescribed under the accounting standard. An explanation of each level follows underneath the table.

Level 1 - Quoted prices (unadjusted) in active markets for identical assets or liabilities.

Level 2 - Inputs other than quoted prices included within Level 1 that are observable for the asset or liability, either directly (i.e. as prices) or indirectly (i.e. derived from prices).

Level 3 - Inputs for the assets or liabilities that are not based on observable market data (unobservable inputs).

Particulars	Fair Value Measurement using				Total
	Date of Valuation	Quoted prices in active markets (Level 1)	Significant observable inputs (Level 2)	Significant unobservable inputs (Level 3)	
Financial assets measured at fair value					
Measured at FVTPL					
Mutual funds	As at March 31, 2026	348.03	-	-	348.03
Derivative financial assets (Forward contracts)		-	-	-	-
Biological Assets other than bearer plant Measured at FVTOCI		-	-	0.22	0.22
Investments		-	-	26.51	26.51
Total financial assets		348.03	-	26.73	374.76
Financial liabilities measured at fair value					
Measured at FVTPL					
Derivative financial liabilities (Forward contracts)	As at March 31, 2026	-	65.93	-	65.93
Total financial liabilities		-	65.93	-	65.93
Financial assets measured at fair value					
Measured at FVTPL					
Mutual funds	As at March 31, 2025	651.94	-	-	651.94
Derivative financial assets (Forward contracts)		-	1.60	-	1.60
Biological Assets other than bearer plant Measured at FVTOCI		-	-	0.26	0.26
Investments		-	-	25.26	25.26
Total financial assets		651.94	1.60	25.52	679.06
Financial liabilities measured at fair value					
Measured at FVTPL					
Derivative financial liabilities (Forward contracts)	As at March 31, 2025	-	0.09	-	0.09
Total financial liabilities		-	0.09	-	0.09

43 Financial Risk Factors

The Company's business activities are exposed to a variety of financial risks: market/business risk, credit risk, exchange risk, etc. The Company's focus is to foresee the unpredictability of financial and business risks and seek to minimize potential adverse effects of these risks on its business and financial performance.

i. Business/Market Risk

The primary business/market risk to the Company is the price risk and its ability to pass on the same to its customers. The Company's operations extend to a number of countries across the globe and its products pricing competitiveness is a primary factor for the acceptability of Company's products in those markets. The Company has a robust procurement process, which ensures that its pricing power is not adversely affected by price changes in the market place for its raw materials. The backward integration into manufacturing of several APIs for its own use in the formulations manufacturing also works as a mitigating strategy for price risk faced by the Company.

The other business risk is regulatory risk and regulatory audits of its manufacturing facilities by the regulators to ensure that the manufacturing facilities meet the current Good Manufacturing Practices (cGMP) requirements. While the stringent regulatory requirements and audits works as a business risk, the successful audit of its facilities by regulators coupled with price competitiveness results in higher business and margins for the Company.

The Company's products are also subjected to product liability claims/litigations. To mitigate these risks, the Company has obtained adequate Product Liability Insurance.

IPCA LABORATORIES LIMITED CIN L24239MH1949PLC007837
Notes to Standalone Financial Statements as at and for the year ended March 31, 2026

The Company, however, has a reduced risk from dependence on any single customer as no single customer or customer group accounts for more than 10% of Company's annual revenue. The Company also continuously forays into different markets/countries to reduce its dependence on any particular country or customer group. The Company also has a diversified therapeutic product portfolio and therefore no single product account for more than 10% of Company's annual revenue.

ii. Credit risk

The Company has exposure to credit risks associated with sales to various developing markets/countries. To mitigate these credit risks arising out of this, the Company obtains credit insurance on a regular basis after evaluating the credit risk associated with a country/customer. Country/customer where no credit insurance is available, the Company monitors such risk by continuously monitoring its exposure to such country/customer. There was no historically significant credit risk in the domestic market for the Company. Based on the historical data, the Company has made adequate provisions for expected loss because of credit risk, which is neither significant nor material.

iii. Interest risk

The Company has borrowings mainly in foreign currencies which is linked to SOFR. The Company mitigates these risks associated with floating SOFR rates by entering into interest rate swaps to move them to fixed SOFR rates. The domestic interest risk is exposed to the changes in the RBI bank rate. The Company manages this risk by managing its working capital effectively.

iv. Foreign currency risk

The Company continuously manages its risks associated with foreign currency by adopting various hedging strategies in consultation with internal and external experts. The Company has a system of regularly monitoring its currency wise exposures. The Company has a policy not to borrow in a currency where it has no business exposure.

v. Foreign currency exposure is as follows:

Sr. No.	Particulars	Currency	As at March 31, 2026		As at March 31, 2025	
			Amount in foreign currency (in million)	Amount (₹ crores)	Amount in foreign currency (in million)	Amount (₹ crores)
I) Foreign exchange liability						
a.	ECB term loan & interest	USD	-	-	37.84	323.45
b.	Packing credit & interest	USD	-	-	17.01	145.39
c.	Trade & other payables	USD	15.49	146.87	12.42	106.19
		EUR	0.50	5.46	0.61	5.60
		GBP	0.08	1.06	0.02	0.18
		AUD	1.10	7.18	1.00	5.37
		NZD	0.44	2.40	0.80	3.89
		AED	0.01	0.01	0.02	0.05
		RUB	24.34	2.80	11.24	1.14
	Total			165.78		591.26
II) Receivables in foreign currency						
a.	Trade & other receivables	USD	56.41	534.94	61.10	522.21
		EUR	18.37	200.18	15.71	144.65
		GBP	5.43	68.20	5.31	58.74
		AUD	7.14	46.46	10.18	54.75
		CAD	6.01	40.96	6.03	36.02
		NZD	9.39	50.97	9.21	44.96
		CHF	-	-	0.27	0.32
		COP	5,779.01	14.93	5,608.07	11.50
		RUB	42.16	4.93	17.95	1.83
	Total			961.57		874.99

The Company has entered into various derivatives transactions, which are not intended for trading or speculative purpose but to hedge the export receivables included in ((II) a) above and future receivables and foreign currency loan interest rate risks.

vi. Liquidity risk

Liquidity risk is the risk that the Company will face in meeting its obligations associated with its financial liabilities. The Company's approach in managing liquidity is to ensure that it will have sufficient funds to meet its liabilities when due without incurring unacceptable losses. In doing this, management considers both normal and stressed conditions. The Company maintained a cautious liquidity strategy, with a positive cash balance throughout the year. Cash flow from operating activities provides the funds to service the financial liabilities on a day-to-day basis. The Company regularly monitors the rolling forecasts to ensure it has sufficient cash on an on-going basis to meet operational needs. Any short-term surplus cash generated, over and above the amount required for working capital management and other operational requirements, is retained as cash and cash equivalents (to the extent required) and any excess is invested in interest bearing term deposits and other highly marketable debt investments with appropriate maturities to optimise the cash returns on investments while ensuring sufficient liquidity to meet its liabilities.

Maturities of financial liabilities

The table below provides details regarding the contractual maturities of significant financial liabilities:

(₹ Crores)

Particulars	Less than 1 year	1-2 years	2-5 years	More than 5 years	As at March 31, 2026
Borrowings	165.16	70.00	-	-	235.16
Lease liability	14.64	14.32	30.84	41.47	101.27
Trade payables	605.55	-	-	-	605.55
Other financial liability	312.18	-	-	-	312.18
	1,097.53	84.32	30.84	41.47	1,254.16

(₹ Crores)

Particulars	Less than 1 year	1-2 years	2-5 years	More than 5 years	As at March 31, 2025
Borrowings	389.30	266.40	216.03	-	871.73
Lease liability	8.94	7.27	16.94	37.32	70.47
Trade payables	481.53	-	-	-	481.53
Other financial liability	308.16	-	-	-	308.16
	1,187.93	273.67	232.97	37.32	1,731.89

vii. Other Price Risk

The Company is mainly exposed to the price risk due to its investment in mutual funds. However, the Company is investing only in debt funds. The price risk arises due to uncertainties about the future market values of these investments. At March 31, 2026, the investments in mutual funds is ₹ 348.03 crores (Previous year ₹ 651.94 crores). These are exposed to price risk. In order to minimize price risk arising from investments in mutual funds, the Company predominately invest in liquid fund where price risk is minimum.

Price risk sensitivity

0.10% increase or decrease in prices will have the following impact on profit/loss before tax and on other components of investment value.

(₹ Crores)

Particulars	Impact on Profit		Impact on Investment Value	
	March 31, 2026	March 31, 2025	March 31, 2026	March 31, 2025
Price - increase by 0.10%*	0.35	0.65	0.35	0.65
Price - decrease by 0.10% *	(0.35)	(0.65)	(0.35)	(0.65)

* assuming all other variables as constant

IPCA LABORATORIES LIMITED CIN L24239MH1949PLC007837

Notes to Standalone Financial Statements as at and for the year ended March 31, 2026**44 Capital Management**

For the purpose of the Company's capital management, capital includes paid-up equity share capital, share premium and all other equity reserves attributable to the equity holders. The primary objective of the Company's capital management is to maximize the shareholders' value.

The Company manages its capital structure and makes adjustments in light of changes in economic conditions and the requirements of the financial covenants. To maintain or adjust the capital structure, the Company may adjust its dividend payment ratio to shareholders, return capital to shareholders or issue fresh shares. The Company monitors capital using a gearing ratio, which is net debt divided by its total capital. The Company includes within its net debt the interest bearing loans and borrowings, trade and other payables less cash and cash equivalents.

(₹ Crores)

Particulars	As at March 31, 2026	As at March 31, 2025
Borrowings (Non-current and Current)	235.16	871.73
Lease liability (Non-current and Current)	60.06	34.50
	295.22	906.23
Less: Cash and Cash Equivalents and Bank Balances		
Cash and Cash Equivalents	(311.51)	(76.77)
Bank Balances	(51.67)	(87.76)
Investment in Mutual Funds	(348.03)	(651.94)
	(711.21)	(816.47)
Net debt	(415.99)	89.76
Total Equity	8,009.64	6,921.91
Capital and net debt gearing ratio (in times)	-	0.01

In order to achieve this overall objective, the Company's capital management, amongst other things, aims to ensure that it meets the financial covenants attached to the interest-bearing loans and borrowings that define capital structure requirements. Breaches in meeting the financial covenants would permit the lending institutions to immediately call back the loans and borrowings. There have been no breaches in the financial covenants of any interest-bearing loans and borrowing in the current period.

No changes were made in the objectives, policies or processes for managing the capital during the years ended March 31, 2026 and March 31, 2025.

45 Derivative Financial Instruments

The details of outstanding foreign exchange forward contracts and other derivatives designated as cash flow hedges:

Particulars	Currency	As at March 31, 2026 In Million	As at March 31, 2025 In Million
Forward Contracts - Exports	USD	76.50	81.17
	STG	1.75	6.00
	EUR	26.24	36.38
	AUD	21.20	13.65
	NZD	10.58	4.00
Forward Contracts - Imports	USD	-	1.30

Notes to Standalone Financial Statements as at and for the year ended March 31, 2026

The foreign exchange forward contracts mature within twelve months or more. The table below shows the derivative financial instruments into relevant maturity groupings based on the remaining period as at balance sheet date:

Particulars	Currency	As at March 31, 2026 In Million	As at March 31, 2025 In Million
Forward Contracts - Exports			
Not later than one month	USD	-	8.00
	STG	0.65	1.00
	EUR	0.49	1.38
	AUD	1.20	0.75
	NZD	1.08	-
Later than one month but not later than three months	USD	11.00	12.00
	STG	1.10	1.00
	EUR	4.00	4.00
	AUD	4.00	2.90
	NZD	2.50	2.00
Later than three months but not later than one year	USD	65.50	54.17
	STG	-	3.00
	EUR	21.75	27.00
	AUD	16.00	10.00
	NZD	7.00	2.00
Later than one year	USD	-	7.00
	STG	-	1.00
	EUR	-	4.00

Particulars	Currency	As at March 31, 2026 In Million	As at March 31, 2025 In Million
Forward Contracts - Imports			
Not later than one month	USD	-	1.30
Later than one month but not later than three months	USD	-	-
Later than three months but not later than one year	USD	-	-

Hedge effectiveness is determined at the inception of the hedge relationship and through periodic prospective effectiveness assessments to ensure that an economic relationship exists between the hedged item and the hedging instrument, including whether the hedging instrument is expected to offset changes in cash flows of hedged items.

If the hedge ratio for risk management purposes is no longer optimal but the risk management objective remains unchanged and the hedge continues to qualify for hedge accounting, the hedge relationship will be re-balanced by adjusting either the volume of the hedging instrument or the volume of the hedged item so that the hedged ratio aligns with the ratio used for risk management purposes. Any hedge ineffectiveness is calculated and accounted in the Statement of Profit and Loss at the time of hedge relationship re-balancing.

The Company offsets a financial asset and a financial liability when it currently has a legally enforceable right to set off the recognized amounts and the Company intends either to settle on a net basis, or to realize the asset and settle the liability simultaneously. During the year the Company has not settled any such transactions.

IPCA LABORATORIES LIMITED CIN L24239MH1949PLC007837
Notes to Standalone Financial Statements as at and for the year ended March 31, 2026
46 Analytical Ratios:

Sr. No.	Ratio	Numerator/ Denominator	For the year ended March 31, 2026	For the year ended March 31, 2025	% Variance	Reason for Variance (where variance is more than 25%)
1	Current Ratio (in times)	<u>Current assets</u> Current liabilities	2.82	2.66	6%	-
2	Debt Equity Ratio (in times)	<u>Total Debt</u> Shareholder's Equity	0.03	0.13	-77%	Change due to decrease in borrowings and increase in profits.
3	Debt Service Coverage Ratio (in times)	<u>Earnings available to Debt Service</u> Debt Service	2.80	3.34	-16%	-
4	Return on Equity (in %)	<u>Net Profit after taxes</u> Average Shareholder's Equity	15.23%	9.83%	55%	Change due to increase in Profit
5	Inventory Turnover Ratio (in times)	<u>Cost of goods sold</u> Average Inventory	1.14	1.18	-3%	-
6	Trade Receivable Turnover Ratio (in times)	<u>Net Credit Sales</u> Average Account Receivable	5.98	6.05	-1%	-
7	Trade Payable Turnover Ratio (in times)	<u>Net Credit Purchase</u> Average Trade Payable (incl. services)	3.67	3.89	-6%	-
8	Net Profit Ratio (in %)	<u>Net Profit</u> Net Sales	15.52%	9.80%	58%	Change due to increase in Profit
9	Net capital turnover ratio (in times)	<u>Net Sales</u> Average Working Capital	2.96	3.05	-3%	-
10	Return on Capital Employed (in %)	<u>EBIT</u> Capital employed	18.75%	13.36%	40%	Change due to increase in Profit
11	Return on Investment (in %)	<u>Yield on Mutual Fund</u> Average amount of Mutual Fund	4.28%	3.92%	9%	-

47 Additional disclosure with respect to amendments to Schedule III

- a The Company has not traded or invested in cryptocurrency or virtual currency during the financial year.
- b The Company has not been declared a wilful defaulter by any bank or financial institution or other lender (as defined under the Companies Act, 2013) or consortium thereof, in accordance with the guidelines on wilful defaulters issued by the Reserve Bank of India.
- c The Company does not have any such transaction which is not recorded in the books of accounts that has been surrendered or disclosed as income during the year in the tax assessments under the Income Tax Act, 1961 (such as, search or survey or any other relevant provisions of the Income Tax Act, 1961).
- d The Company does not have any Benami property, where any proceeding has been initiated or pending against them for holding any Benami property.
- e The Company has complied with the number of layers for its holding in downstream companies prescribed under clause (87) of section 2 of the Companies Act, 2013 read with the Companies (Restriction on number of Layers) Rules, 2017.
- f The Company does not have any transaction with companies struck off under section 248 of the Companies Act, 2013 or section 560 of the Companies Act, 1956 as of and for the year ended March 31, 2026 and March 31, 2025.

48 Audit Trail Disclosure

The Ministry of Corporate Affairs (MCA) by the Companies (Accounts) Amendment Rules 2021 and vide notification dated 24 March, 2021 has issued the "Companies (Audit and Auditors) Amendment Rules, 2021" has prescribed a new requirement for companies under the proviso to Rule 3(1) of the Companies (Accounts) Rules, 2014 inserted requiring companies, which uses accounting software for maintaining its books of account, shall use only such accounting software which has a feature of recording audit trail of each and every transaction, creating an edit log of each change made in the books of account along with the date when such changes were made and ensuring that the audit trail cannot be disabled.

As required under above rules, the Company uses in-house developed software for its financial accounting and MIS which works along with Database – Oracle as accounting software for maintaining its books of account which has a feature of recording audit trail (edit log) facility and the same has been operated throughout the year for all transactions recorded and the audit trail feature has not been tampered with. Further, audit trail feature is enabled for direct changes on November 24, 2024, to data when using certain access rights by the development team. However, due to system constraints, the audit trail for direct database changes done by the Database administrator is retained only for a period of three days and therefore, audit trail for the direct access changes is available only for said period.

Further, as regards the preservation of the audit trail as per the statutory requirements, at application level the same are retained for the period the edit log was enabled. In case of audit trail for direct database changes the audit trail prior to November 24, 2024 is not available since the direct database logs were enabled only from November 24, 2024 and due to system constraints the same are not retained for more than 3 days and thus to that extent the log retention are not retained by the Company .

49 Figures for the previous year have been regrouped / reinstated, wherever considered necessary.

50 The balance sheet, statement of profit and loss, cash flow statement, statement of changes in equity, statement of material accounting policy Information and the other explanatory notes forms an integral part of the financial statements of the Company for the year ended March 31, 2026.

As per our report of even date attached
For **N V C & Associates LLP**
Chartered Accountants
Firm Reg. No. - 106971W/W101085

N. Jayendran
Partner
Membership No. 040441

Mumbai
May 29, 2026

For and on behalf of the Board of Directors
Premchand Godha
Executive Chairman (DIN 00012691)
Ajit Kumar Jain
Managing Director and CFO (DIN 00012657)
Pranay Godha
Managing Director and CEO (DIN 00016525)
Prashant Godha
Executive Director (DIN 00012759)
Harish P. Kamath
Company Secretary (ACS - 6792)
May 29, 2026

Statement 1 (refer Note No. 37)

Related Party Disclosure as required by Indian Accounting Standard – Ind AS 24 “Related Party Transactions” of the Companies (Accounting Standards) Rules 2015.

Transactions with related parties - standalone accounts

Particulars	Entities having Significant Influence		Entities where control exists Subsidiaries		Key Management Personnel and their Relatives		Associates and Joint Ventures		Entities which are subsidiaries of Kaygee Investment Pvt. Ltd. (KIPL)		Other Related Parties		Total	
	2025-26	2024-25	2025-26	2024-25	2025-26	2024-25	2025-26	2024-25	2025-26	2024-25	2025-26	2024-25	2025-26	2024-25
	(₹ Crores)													
Purchase of goods and services														
Avik Pharmaceutical Ltd.	-	-	-	-	-	-	29.10	38.92	-	-	-	-	29.10	38.92
Ipca Pharmaceuticals, Inc. USA	-	-	21.07	17.65	-	-	-	-	-	-	-	-	21.07	17.65
Kaygee Laboratories Pvt. Ltd.	-	-	-	-	-	-	-	-	3.60	1.43	-	-	3.60	1.43
Krebs Biochemicals & Industries Ltd.	-	-	-	-	-	-	23.72	45.86	-	-	-	-	23.72	45.86
Lyka Labs Ltd.	-	-	-	-	-	-	23.84	26.34	-	-	-	-	23.84	26.34
Makers Laboratories Ltd.	-	-	-	-	-	-	-	-	16.27	9.77	-	-	16.27	9.77
Nipra Industries Pvt. Ltd.	-	-	-	-	-	-	-	-	-	-	3.27	2.81	3.27	2.81
Resonance Specialties Limited	-	-	-	-	-	-	-	-	0.73	0.65	-	-	0.73	0.65
Unichem Farmaceutica Do Brasil Ltda	-	-	-	0.01	-	-	-	-	-	-	-	-	-	0.01
Unichem Laboratories Ltd.	-	-	11.49	0.77	-	-	-	-	-	-	-	-	11.49	0.77
Vandhara Resorts Pvt. Ltd.	-	-	-	-	-	-	-	-	-	-	1.75	0.62	1.75	0.62
Total	-	-	32.56	18.43	-	-	76.66	111.12	20.60	11.85	5.02	3.43	134.84	144.83
Sales of goods and services														
Avik Pharmaceutical Ltd.	-	-	-	-	-	-	-	4.31	-	-	-	-	-	4.31
Ipca Laboratories UK Ltd	-	-	107.52	118.32	-	-	-	-	-	-	-	-	107.52	118.32
Ipca Pharma Nigeria Ltd.	-	-	4.16	1.93	-	-	-	-	-	-	-	-	4.16	1.93
Kaygee Laboratories Pvt. Ltd.	-	-	-	-	-	-	-	-	-	0.01	-	-	-	0.01
Krebs Biochemicals & Industries Ltd.	-	-	-	-	-	-	-	0.74	-	-	-	-	-	0.74
Lyka Labs Ltd. (₹ 10,000/-)	-	-	-	-	-	-	0.00	-	-	-	-	-	0.00	-
Makers Laboratories Ltd.	-	-	-	-	-	-	-	-	0.72	1.00	-	-	0.72	1.00
Pisgah Laboratories Inc	-	-	-	0.11	-	-	-	-	-	-	-	-	-	0.11
Resonance Specialties Limited (₹ 5,794/-)	-	-	-	-	-	-	-	-	-	0.00	-	-	-	0.00
Trophic Wellness Pvt. Ltd.	-	-	2.03	1.94	-	-	-	-	-	-	-	-	2.03	1.94
Unichem Laboratories Ltd.	-	-	14.67	11.61	-	-	-	-	-	-	-	-	14.67	11.61
Unichem Pharmaceuticals (USA), Inc.	-	-	131.40	69.05	-	-	-	-	-	-	-	-	131.40	69.05
Total	-	-	259.78	202.96	-	-	0.00	5.05	0.72	1.01	-	-	260.50	209.02
Rent income														
Makers Laboratories Ltd.	-	-	-	-	-	-	-	-	0.40	0.22	-	-	0.40	0.22
Resonance Specialties Limited	-	-	-	-	-	-	-	-	0.06	0.03	-	-	0.06	0.03
Trophic Wellness Pvt. Ltd.	-	-	0.27	0.25	-	-	-	-	-	-	-	-	0.27	0.25
Unichem Laboratories Ltd.	-	-	1.41	0.97	-	-	-	-	-	-	-	-	1.41	0.97
Total	-	-	1.68	1.22	-	-	-	-	0.46	0.25	-	-	2.14	1.47
Interest income														
Avik Pharmaceutical Ltd.	-	-	-	-	-	-	0.71	1.08	-	-	-	-	0.71	1.08
Krebs Biochemicals & Industries Ltd.	-	-	-	-	-	-	0.63	5.11	-	-	-	-	0.63	5.11
Lyka Labs Ltd.	-	-	-	-	-	-	0.34	0.21	-	-	-	-	0.34	0.21
Total	-	-	-	-	-	-	1.68	6.40	-	-	-	-	1.68	6.40
Dividend income														
Trophic Wellness Pvt. Ltd.	-	-	2.38	-	-	-	-	-	-	-	-	-	2.38	-
Total	-	-	2.38	-	-	-	-	-	-	-	-	-	2.38	-
Purchase of fixed assets														
Lyka Labs Ltd.	-	-	-	-	-	-	-	2.30	-	-	-	-	-	2.30
Makers Laboratories Ltd.	-	-	-	-	-	-	-	-	-	18.50	-	-	-	18.50
Trophic Wellness Pvt. Ltd.	-	-	0.04	-	-	-	-	-	-	-	-	-	0.04	-
Unichem Laboratories Ltd. (₹ 10,247/-)	-	-	0.00	4.80	-	-	-	-	-	-	-	-	0.00	4.80
Total	-	-	0.04	4.80	-	-	-	2.30	-	18.50	-	-	0.04	25.60
Sale of fixed assets														
Kaygee Laboratories Pvt. Ltd. (₹ 8,824/-)	-	-	-	-	-	-	-	-	0.00	-	-	-	0.00	-
Krebs Biochemicals & Industries Ltd.	-	-	-	-	-	-	0.60	0.80	-	-	-	-	0.60	0.80
Makers Laboratories Ltd.	-	-	-	-	-	-	-	-	0.02	-	-	-	0.02	-
Resonance Specialties Limited (₹ 26,993/-)	-	-	-	-	-	-	-	-	0.05	0.00	-	-	0.05	0.00
Unichem Laboratories Ltd.	-	-	-	0.60	-	-	-	-	-	-	-	-	-	0.60
Total	-	-	-	0.60	-	-	0.60	0.80	0.07	0.00	-	-	0.67	1.40

Particulars	Entities having Significant Influence		Entities where control exists Subsidiaries		Key Management Personnel and their Relatives		Associates and Joint Ventures		Entities which are subsidiaries of Kaygee Investment Pvt. Ltd. (KIPL)		Other Related Parties		Total	
	2025-26	2024-25	2025-26	2024-25	2025-26	2024-25	2025-26	2024-25	2025-26	2024-25	2025-26	2024-25	2025-26	2024-25
	Rent, expenses paid/(recovered)													
Avik Pharmaceutical Ltd.	-	-	-	-	-	-	(0.14)	(0.26)	-	-	-	-	(0.14)	(0.26)
Ipca Pharma (Australia) Pty Ltd.	-	-	1.75	0.97	-	-	-	-	-	-	-	-	1.75	0.97
Ipca Pharma Nigeria Ltd.	-	-	(0.36)	-	-	-	-	-	-	-	-	-	(0.36)	-
Ipca Pharmaceuticals GMBH	-	-	0.80	-	-	-	-	-	-	-	-	-	0.80	-
Kaygee Laboratories Pvt. Ltd. (₹ 14,510/-)	-	-	-	-	-	-	-	-	0.02	0.00	-	-	0.02	0.00
Krebs Biochemicals & Industries Ltd. (Lease Rent)	-	-	-	-	-	-	1.02	1.02	-	-	-	-	1.02	1.02
Krebs Biochemicals & Industries Ltd. (Expenses) (₹ 10,443/-)	-	-	-	-	-	-	(0.00)	(0.42)	-	-	-	-	(0.00)	(0.42)
Lyka Labs Ltd. (Expenses-paid)	-	-	-	-	-	-	0.15	0.56	-	-	-	-	0.15	0.56
Lyka Labs Ltd. (Expenses-Recovered)	-	-	-	-	-	-	(0.01)	-	-	-	-	-	(0.01)	-
Makers Laboratories Ltd. (Lease Rent and Expenses) (₹ 3,222/-)	-	-	-	-	-	-	-	-	0.00	1.18	-	-	0.00	1.18
Makers Laboratories Ltd. (Expenses)	-	-	-	-	-	-	-	-	-	(0.07)	-	-	-	(0.07)
Resonance Specialties Limited (₹ 16,595/-)	-	-	-	-	-	-	-	-	-	0.00	-	-	-	0.00
Trophic Wellness Pvt. Ltd.	-	-	(0.02)	(0.02)	-	-	-	-	-	-	-	-	(0.02)	(0.02)
Unichem Laboratories Limited, Ireland	-	-	2.46	-	-	-	-	-	-	-	-	-	2.46	-
Unichem Laboratories Ltd.	-	-	(12.48)	(10.91)	-	-	-	-	-	-	-	-	(12.48)	(10.91)
Unichem Laboratories Ltd. (C.Y. ₹ 18,761/- and P.Y. ₹ 23,387/-)	-	-	0.00	0.00	-	-	-	-	-	-	-	-	0.00	0.00
Unichem Pharmaceuticals (USA), Inc.	-	-	0.15	-	-	-	-	-	-	-	-	-	0.15	-
Vandhara Resorts Pvt. Ltd.	-	-	-	-	-	-	-	-	-	-	0.01	-	-	0.01
Total	-	-	(7.70)	(9.96)	-	-	1.02	0.90	0.02	1.11	-	0.01	(6.66)	(7.93)
Dividend Paid														
Kaygee Investments Pvt. Ltd.	10.90	21.79	-	-	-	-	-	-	-	-	-	-	10.90	21.79
Kaygee Laboratories Pvt. Ltd.	-	-	-	-	-	-	-	-	3.35	6.71	-	-	3.35	6.71
Makers Laboratories Ltd. (C.Y. ₹ 1,920/- and P.Y. ₹ 3,840/-)	-	-	-	-	-	-	-	-	0.00	0.00	-	-	0.00	0.00
Mexin Medicaments Pvt. Ltd. (C.Y. ₹ 28,226/- and P.Y. ₹ 56,232/-)	-	-	-	-	-	-	-	-	0.00	0.01	-	-	0.00	0.01
Mr. Ajit Kumar Jain	-	-	-	-	0.01	0.02	-	-	-	-	-	-	0.01	0.02
Mr. Kamal Kishore Seth (C.Y. ₹ 3,400/- and P.Y. ₹ 6,800/-)	-	-	-	-	0.00	0.00	-	-	-	-	-	-	0.00	0.00
Mr. Pranay Godha	-	-	-	-	0.34	0.68	-	-	-	-	-	-	0.34	0.68
Mr. Prashant Godha	-	-	-	-	0.31	0.62	-	-	-	-	-	-	0.31	0.62
Mr. Premchand Godha	-	-	-	-	1.16	2.33	-	-	-	-	-	-	1.16	2.33
Mr. Vivek Keshav Shiralkar (C.Y. ₹ 400/- and P.Y. ₹ 800/-)	-	-	-	-	0.00	0.00	-	-	-	-	-	-	0.00	0.00
Ms. Bhawana Godha (C.Y. ₹ 10,000/- and P.Y. ₹ 20,000/-)	-	-	-	-	0.00	0.00	-	-	-	-	-	-	0.00	0.00
Mr. Harish Kamath (C.Y. ₹ 400/- and P.Y. 0/-)	-	-	-	-	0.00	-	-	-	-	-	-	-	0.00	-
Ms. Neetu Godha (C.Y. ₹ 8,000/- and P.Y. ₹ 16,000/-)	-	-	-	-	0.00	0.00	-	-	-	-	-	-	0.00	0.00
Ms. Usha Premchand Godha	-	-	-	-	0.48	0.97	-	-	-	-	-	-	0.48	0.97
Paschim Chemicals Pvt. Ltd.	-	-	-	-	-	-	-	-	2.03	4.07	-	-	2.03	4.07
Total	10.90	21.79	-	-	2.30	4.62	-	-	5.38	10.79	-	-	18.58	37.20
Loans given/(recovered)														
Loans given:														
Krebs Biochemicals & Industries Ltd.	-	-	-	-	-	-	12.80	20.75	-	-	-	-	12.80	20.75
Lyka Labs Ltd.	-	-	-	-	-	-	5.00	4.00	-	-	-	-	5.00	4.00
Loans (recovered):														
Avik Pharmaceutical Ltd.	-	-	-	-	-	-	(4.11)	(2.57)	-	-	-	-	(4.11)	(2.57)
Krebs Biochemicals & Industries Ltd.	-	-	-	-	-	-	-	(2.00)	-	-	-	-	-	(2.00)
Lyka Labs Ltd.	-	-	-	-	-	-	(4.00)	(27.50)	-	-	-	-	(4.00)	(27.50)
Total	-	-	-	-	-	-	9.69	(7.32)	-	-	-	-	9.69	(7.32)

(₹ Crores)

Particulars	Entities having Significant Influence		Entities where control exists Subsidiaries		Key Management Personnel and their Relatives		Associates and Joint Ventures		Entities which are subsidiaries of Kaygee Investment Pvt. Ltd. (KIPL)		Other Related Parties		Total	
	2025-26	2024-25	2025-26	2024-25	2025-26	2024-25	2025-26	2024-25	2025-26	2024-25	2025-26	2024-25	2025-26	2024-25
	Investments made/(redemption)													
Ipca Laboratories UK Ltd.	-	-	18.52	-	-	-	-	-	-	-	-	-	18.52	-
Ipca Pharmaceuticals GMBH	-	-	0.26	-	-	-	-	-	-	-	-	-	0.26	-
Ipca Pharmaceuticals, Inc. USA	-	-	120.34	92.90	-	-	-	-	-	-	-	-	120.34	92.90
Ipca Pharmaceuticals, Inc. USA	-	-	(2.53)	(47.48)	-	-	-	-	-	-	-	-	(2.53)	(47.48)
Lyka Labs Ltd. (Upon conversion of share warrants)	-	-	-	-	-	-	-	36.27	-	-	-	-	-	36.27
Unichem Laboratories Limited, Ireland (Pref. Shares)	-	-	5.27	-	-	-	-	-	-	-	-	-	5.27	-
Unichem Laboratories Limited, Ireland (Equity Shares)	-	-	4.00	-	-	-	-	-	-	-	-	-	4.00	-
Total	-	-	145.86	45.42	-	-	-	36.27	-	-	-	-	145.86	81.69
Impairment in Investment														
Ipca Pharmaceuticals, Inc. USA	-	-	-	173.00	-	-	-	-	-	-	-	-	-	173.00
Krebs Biochemicals & Industries Ltd.	-	-	-	-	-	-	-	108.54	-	-	-	-	-	108.54
Total	-	-	-	173.00	-	-	-	108.54	-	-	-	-	-	281.54
Share Warrants (investment made)														
Lyka Labs Ltd.	-	-	-	-	-	-	-	27.20	-	-	-	-	-	27.20
Total	-	-	-	-	-	-	-	27.20	-	-	-	-	-	27.20
Commitments of Share Purchase (Unichem Ireland)														
Unichem Laboratories Ltd.	-	-	-	4.00	-	-	-	-	-	-	-	-	-	4.00
Total	-	-	-	4.00	-	-	-	-	-	-	-	-	-	4.00
Remuneration to Directors														
Mr. Premchand Godha	-	-	-	-	14.36	12.96	-	-	-	-	-	-	14.36	12.96
Mr. Ajit Kumar Jain	-	-	-	-	9.32	8.73	-	-	-	-	-	-	9.32	8.73
Mr. Pranay Godha	-	-	-	-	9.08	8.27	-	-	-	-	-	-	9.08	8.27
Mr. Prashant Godha	-	-	-	-	6.70	6.50	-	-	-	-	-	-	6.70	6.50
Total	-	-	-	-	39.46	36.46	-	-	-	-	-	-	39.46	36.46
Post employment benefits to Directors														
(i) PF and NPS contribution														
Mr. Premchand Godha	-	-	-	-	0.60	0.56	-	-	-	-	-	-	0.60	0.56
Mr. Ajit Kumar Jain	-	-	-	-	0.61	0.57	-	-	-	-	-	-	0.61	0.57
Mr. Pranay Godha	-	-	-	-	0.54	0.50	-	-	-	-	-	-	0.54	0.50
Mr. Prashant Godha	-	-	-	-	0.40	0.40	-	-	-	-	-	-	0.40	0.40
Total (i)	-	-	-	-	2.15	2.03	-	-	-	-	-	-	2.15	2.03
(ii) Gratuity contribution														
Mr. Ajit Kumar Jain	-	-	-	-	0.67	0.47	-	-	-	-	-	-	0.67	0.47
Mr. Pranay Godha	-	-	-	-	0.33	0.20	-	-	-	-	-	-	0.33	0.20
Mr. Prashant Godha	-	-	-	-	0.10	0.10	-	-	-	-	-	-	0.09	0.10
Total (ii)	-	-	-	-	1.09	0.77	-	-	-	-	-	-	1.09	0.77
Total (i) + (ii)	-	-	-	-	3.24	2.80	-	-	-	-	-	-	3.24	2.80
Sitting Fees to Non-executive Directors														
Dr. (Mrs.) Manisha Premnath	-	-	-	-	-	0.03	-	-	-	-	-	-	-	0.03
Dr. (Mrs.) Swati Patankar	-	-	-	-	0.10	0.11	-	-	-	-	-	-	0.10	0.11
Dr. Narendra Mairpady	-	-	-	-	0.11	0.11	-	-	-	-	-	-	0.11	0.11
Mr. Kamal Kishore Seth	-	-	-	-	0.15	0.15	-	-	-	-	-	-	0.15	0.15
Mr. Vivek Keshav Shiralkar	-	-	-	-	0.12	0.11	-	-	-	-	-	-	0.12	0.11
Total	-	-	-	-	0.48	0.51	-	-	-	-	-	-	0.48	0.51
CSR														
Ipca Foundation	-	-	-	-	-	-	-	-	-	-	5.64	7.37	5.64	7.37
Total	-	-	-	-	-	-	-	-	-	-	5.64	7.37	5.64	7.37
Security														
Security given to Bank by way of lien over term deposit for short term borrowings - Krebs Biochemicals & Industries Ltd. (Renewal)	-	-	-	-	-	-	11.00	11.00	-	-	-	-	11.00	11.00
Total	-	-	-	-	-	-	11.00	11.00	-	-	-	-	11.00	11.00

Particulars	Entities having Significant Influence		Entities where control exists		Key Management Personnel and their Relatives		Associates and Joint Ventures		Entities which are subsidiaries of Kaygee Investment Pvt. Ltd. (KIPL)		Other Related Parties		Total	
	2025-26	2024-25	2025-26	2024-25	2025-26	2024-25	2025-26	2024-25	2025-26	2024-25	2025-26	2024-25	2025-26	2024-25
Balance at year end														
Trade receivables														
Ipca Laboratories UK Ltd	-	-	68.17	58.74	-	-	-	-	-	-	-	-	68.17	58.74
Ipca Pharma Nigeria Ltd.	-	-	1.36	-	-	-	-	-	-	-	-	-	1.36	-
Krebs Biochemicals & Industries Ltd.	-	-	-	-	-	-	0.32	0.13	-	-	-	-	0.32	0.13
Makers Laboratories Ltd.	-	-	-	-	-	-	-	-	0.11	0.24	-	-	0.11	0.24
Trophic Wellness Pvt. Ltd.	-	-	0.57	0.33	-	-	-	-	-	-	-	-	0.57	0.33
Unichem Laboratories Ltd.	-	-	3.51	2.17	-	-	-	-	-	-	-	-	3.51	2.17
Unichem Pharmaceuticals (USA), Inc.	-	-	61.58	54.81	-	-	-	-	-	-	-	-	61.58	54.81
Unbilled Receivables														
Unichem Pharmaceuticals (USA), Inc.	-	-	4.97	1.44	-	-	-	-	-	-	-	-	4.97	1.44
Loan given														
Avik Pharmaceutical Ltd.	-	-	-	-	-	-	4.42	8.53	-	-	-	-	4.42	8.53
Krebs Biochemicals & Industries Ltd.	-	-	-	-	-	-	85.05	72.25	-	-	-	-	85.05	72.25
Lyka Labs Ltd.	-	-	-	-	-	-	5.00	4.00	-	-	-	-	5.00	4.00
ECL on Loan given														
Krebs Biochemicals & Industries Ltd.	-	-	-	-	-	-	(41.70)	(14.45)	-	-	-	-	(41.70)	(14.45)
Advance given														
Ipca Pharma (Australia) Pty Ltd.	-	-	0.23	-	-	-	-	-	-	-	-	-	0.23	-
Ipca Pharmaceuticals GMBH	-	-	0.28	-	-	-	-	-	-	-	-	-	0.28	-
Ipca Foundation	-	-	-	-	-	-	-	-	-	0.28	-	-	0.28	-
Krebs Biochemicals & Industries Ltd.	-	-	-	-	-	-	13.72	14.48	-	-	-	-	13.72	14.48
Makers Laboratories Ltd.	-	-	-	-	-	-	-	-	2.39	1.50	-	-	2.39	1.50
Deposit given														
Krebs Biochemicals & Industries Ltd.	-	-	-	-	-	-	45.00	45.00	-	-	-	-	45.00	45.00
Interest receivable														
Avik Pharmaceutical Ltd.	-	-	-	-	-	-	0.04	0.07	-	-	-	-	0.04	0.07
Krebs Biochemicals & Industries Ltd.	-	-	-	-	-	-	13.06	13.06	-	-	-	-	13.06	13.06
ECL on Interest receivable														
Krebs Biochemicals & Industries Ltd.	-	-	-	-	-	-	(13.06)	(13.06)	-	-	-	-	(13.06)	(13.06)
Total	-	-	140.67	117.49	-	-	111.85	130.01	2.50	1.74	0.28	-	255.30	249.24
Trade payable														
Avik Pharmaceutical Ltd.	-	-	-	-	-	-	3.60	0.73	-	-	-	-	3.60	0.73
Ipca Pharma (Australia) Pty Ltd.	-	-	-	0.07	-	-	-	-	-	-	-	-	-	0.07
Ipca Pharmaceuticals, Inc. USA	-	-	11.46	5.18	-	-	-	-	-	-	-	-	11.46	5.18
Kaygee Laboratories Pvt. Ltd.	-	-	-	-	-	-	-	-	0.02	0.20	-	-	0.02	0.20
Lyka Labs Ltd.	-	-	-	-	-	-	1.62	6.48	-	-	-	-	1.62	6.48
Makers Laboratories Ltd.	-	-	-	-	-	-	-	-	0.33	0.26	-	-	0.33	0.26
Nipra Industries Pvt. Ltd.	-	-	-	-	-	-	-	-	-	0.51	0.36	-	0.51	0.36
Resonance Specialties Limited	-	-	-	-	-	-	-	-	0.01	0.08	-	-	0.01	0.08
Unichem Laboratories Limited, Ireland	-	-	2.46	-	-	-	-	-	-	-	-	-	2.46	-
Unichem Laboratories Ltd.	-	-	0.38	0.86	-	-	-	-	-	-	-	-	0.38	0.86
Vandhara Resorts Pvt. Ltd.	-	-	-	-	-	-	-	-	-	0.48	0.23	-	0.48	0.23
Advance received														
Ipca Pharma Nigeria Ltd.	-	-	-	0.30	-	-	-	-	-	-	-	-	-	0.30
Director's remuneration payable														
Mr. Premchand Godha	-	-	-	-	8.04	7.22	-	-	-	-	-	-	8.04	7.22
Mr. Ajit Kumar Jain	-	-	-	-	5.92	4.23	-	-	-	-	-	-	5.92	4.23
Mr. Pranay Godha	-	-	-	-	5.55	4.72	-	-	-	-	-	-	5.55	4.72
Mr. Prashant Godha	-	-	-	-	4.16	3.86	-	-	-	-	-	-	4.16	3.86
Total	-	-	14.30	6.41	23.67	20.03	5.22	7.21	0.36	0.54	0.99	0.59	44.54	34.78
Corporate guarantee/Security given to bank														
Krebs Biochemicals & Industries Ltd.	-	-	-	-	-	-	11.00	11.00	-	-	-	-	11.00	11.00
Total	-	-	-	-	-	-	11.00	11.00	-	-	-	-	11.00	11.00

INDEPENDENT AUDITOR'S REPORT

To the Members of Ipca Laboratories Limited

Report on the Audit of the Consolidated Financial Statements

Opinion

We have audited the accompanying Consolidated Financial Statements of Ipca Laboratories Limited (hereinafter referred to as the "Holding Company") and its Subsidiaries (The Holding Company and its Subsidiaries together referred to as "the Group") and its Joint Ventures & Associates which comprise the Consolidated Balance Sheet as at March 31, 2026, the Consolidated Statement of Profit and Loss (including Consolidated Other Comprehensive Income), Consolidated Statement of Changes in Equity and Consolidated Statement of Cash Flows for the year then ended, and notes to the consolidated financial statements, including a summary of Material Accounting Policy information and other explanatory information (hereinafter referred to as the "Consolidated Financial Statements").

In our opinion and to the best of our information and according to the explanations given to us, and based on the consideration of the audit reports of the other auditors on financial statements of subsidiaries, joint ventures and associates referred to in Other Matters section below the aforesaid Consolidated Financial Statements give the information required by the Act in the manner so required and give a true and fair view in conformity with the Accounting Standards prescribed under section 133 of the Act read with the Companies (Indian Accounting Standards) Rules, 2015 as amended, ("Ind AS") and other accounting principles generally accepted in India, of the consolidated state of affairs of the Group as at March 31, 2026, consolidated profit (including Consolidated Other Comprehensive Income), consolidated statement of changes in equity and its consolidated cash flows for the year ended on that date.

Basis for Opinion

We conducted our audit in accordance with the Standards on Auditing (SAs) specified under section 143(10) of the Companies Act, 2013. Our responsibilities under those Standards are further described in the Auditor's Responsibilities for the Audit of the Consolidated Financial Statements section of our report. We are independent of the Group in accordance with the Code of Ethics issued by the Institute of Chartered Accountants of India together with the ethical requirements that are relevant to our audit of the Consolidated Financial Statements under the provisions of the Companies Act, 2013 and the Rules thereunder, and we have fulfilled our other ethical responsibilities in accordance with these requirements and the Code of Ethics. We believe that the audit evidence obtained by us and the audit evidence obtained by the other auditors in terms of their reports referred to in 'Other Matters' section below, is sufficient and appropriate to provide a basis for our audit opinion.

Key Audit Matters

Key audit matters are those matters that, in our professional judgement, were of most significance in our audit of the financial statements of the current period. These matters were addressed in the context of our audit of the financial statements as a whole, and in forming our opinion thereon, and we do not provide a separate opinion on these matters.

We have determined that the matters described below to be the key audit matters to be communicated in our report.

Sr. No.	Key Audit Matter	Auditors' Response
1.	<p><u>Inventory Valuation</u></p> <p>The Company manufactures and sells pharmaceutical products which carry shelf life. As a result, significant level of judgement is involved in estimating inventory valuation. Judgement is required to assess the appropriate net realisable value for short dated raw material and pharmaceutical products. Such judgements include management expectations for future sales and inventory liquidation plans.</p>	<p><u>Our procedures included, amongst others:</u></p> <ul style="list-style-type: none"> • We attended stock counts to identify whether any inventory was obsolete, • We assessed the basis for the inventory valuation, the consistency in policy and the rationale in its application, • We tested the accuracy of the ageing of inventories based on system generated reports, • We reviewed the testing done for net realizable value of inventories and future plans for consumptions; • We tested the arithmetical accuracy of valuation files; and • We reviewed product-wise historical data relating to sales return etc. and also its impact on valuation. • We have assessed the adequacy of disclosure in the Consolidated Financial Statements.

Sr. No.	Key Audit Matter	Auditors' Response
2.	<p><u>Impairment of Property, plant & equipment</u></p> <p>There is a risk of impairment of the Group's Property, plant and equipment (PPE) on account of inherent nature of the PPE and the business environment in which the Company operates. As on March 31, 2026 the carrying amount of PPE & CWIP was ₹ 4,941.88 crores which represent 39.95 % of total assets. The Management determines at the end of each reporting period the existence of any objective evidence that the Company's PPE may be impaired. If there are indicators of impairment of class of assets, the deficit between the recoverable amount of the PPE and its carrying amount would be recognised as impairment loss in profit or loss. The process of identifying indicators of impairment and determining the recoverable amount of the PPE by the Management requires significant judgement and estimation. The determination of the recoverable amounts inter alia requires estimates of forecasted revenues, growth rates, profit margins, tax rates and discount rates.</p>	<p><u>Our procedures included, amongst others:</u></p> <ul style="list-style-type: none"> • We assessed the determination of the recoverable amount of the PPE based on our understanding of the nature of the Company's business and the economic environment surrounding its operations. • We reviewed the Company's historical performances and held discussions with the Management to understand their assessment of the Company's future performance. • This included obtaining an understanding of management's planned strategies around business expansion and revenue growth strategies. • We also reviewed performance of individual units and carried out analytical review of relevant data. • We discussed with the management the matter relating to the determination of the value in use of the PPE at the various plants. • We evaluated the sensitivity of the outcomes by considering the downside scenarios against changes to the key assumptions. • We also assessed the adequacy of the related disclosures in the notes to the Consolidated Financial Statements.
3.	<p><u>Assessment of Impairment of Investment made in and Loans given to the joint ventures and associates.</u></p> <p>Management is required to review regularly whether there are any indicators of impairment of such investments / loans by reference to the requirements under Ind AS and perform its impairment assessment by comparing the carrying value of these investments made/ loans given to their recoverable amount to determine whether impairment needs to be recognized. We invite attention to Note 4(b) (5) of the Financial Statements relating to the management assessment of impairment.</p> <p>For impairment testing, value in use has to be determined by forecasting and discounting future cash flows of Joint ventures and associates.</p> <p>Further, the value in use is highly sensitive to changes in critical variable used for forecasting the future cash flows including market projections for revenues and discounting rates.</p> <p>The determination of the recoverable amount from Joint venture and associates involves management estimates and judgement which may affect the outcome.</p> <p>So, there is an inherent risk in the valuation of investment / recoverability of loans, due to the use of estimates and judgements mentioned above and. Accordingly, the assessment of impairment of investment/loans in Joint Venture and associates has been determined as a key audit matter.</p>	<p><u>Our Audit Procedures included the following :-</u></p> <ul style="list-style-type: none"> • We tested the Design, Implementation and Operating effectiveness of controls over impairment assessment process, including those over the forecasts of future revenue and operating margin, and the selection of the discount rate. We also vetted the projections in the backdrop of the actual transactions conducted by the group considering the synergies in operations between the components of the group and the Company. • Our substantive testing procedures included evaluation of appropriateness of management assumption whether any indicators of loss allowances and impairment existed by verifying a discounted cash flow model read along with the estimates of disposal value of the Investments which are listed prepared by the Management of the Company . • We have tested the reasonableness of key assumptions, including revenue, profit and cash flow growth rates, terminal value and the selection of discount rates management has applied in making the calculation of the value in use. • Management evaluation of recoverability of loans and granted to its joint ventures and associates. • Test the arithmetical accuracy.

The Auditors' of a material Subsidiary – Unichem Laboratories Limited have reported the following Key Audit Matter

Sr. No.	Key Audit Matter	Auditors' Response
1.	<p>Impairment of Property, Plant and Equipment, Capital work in progress, Right of use assets and Intangible assets (PPE & Other assets):</p> <p>Key audit matter:</p> <p>There is a risk of impairment of the Group's Property, plant and equipment and other assets on account of inherent nature of these assets and the business environment in which the Group operates. As on 31st March, 2026 the carrying amount of these assets was ₹ 1,312.72 crores which represent 35.12% of total group assets. The Management determines at the end of each reporting period the existence of any objective evidence that the Group's above assets may be impaired. If there are indicators of impairment of class of assets, the deficit between the recoverable amount of above assets and its carrying amount would be recognised as impairment loss in profit or loss. The process of identifying indicators of impairment and determining the recoverable amount of above assets by the management requires significant judgement and estimation. The determination of the recoverable amounts inter alia requires estimates of forecasted revenues, growth rates, profit margins and tax rates.</p>	<p>Audit approach:</p> <ul style="list-style-type: none"> • We assessed the determination of the recoverable amount of the PPE and other assets based on our understanding of the nature of the Group's business and the economic environment surrounding its operations. • We reviewed the Group's historical performances and held discussions with the Management to understand their assessment of the Group's future performance. • We discussed with the management the matter relating to the determination of the value in use of the PPE and other assets at the various plants. • Evaluating key assumptions and performing sensitivity analysis. • Performing analytical review of unit-wise performance and assessing related disclosures.

Information Other than the Consolidated Financial Statements and Auditors' Report thereon

The Holding Company's Management and Board of Directors are responsible for the Other Information. The Other Information comprises the information included in the Holding Company's Annual Report excluding the Standalone and Consolidated Financial Statements and our Independent Auditors' Report thereon. We have read the Director's Report forming part of the Annual Report which was provided to us and found the same to be in order. However, the other contents of the Annual Report are expected to be made available to us after the date of this report.

Our opinion on the Consolidated Financial Statements does not cover the Other Information and we do not and will not express any form of assurance or conclusion thereon.

In connection with our audit of the Consolidated Financial Statements, our responsibility is to read the Other Information identified above and, in doing so, consider whether the Other Information is materially inconsistent with the consolidated financial statements, or our knowledge obtained in the audit, or otherwise appears to be materially misstated.

Substantial portion of the Other Information has not been made available to us till the date of this report. We will read the Other Information as and when it is made available to us and if conclude that there is a material misstatement, we are required to communicate the matter with those charged with governance and take necessary steps as may be required thereafter.

Responsibilities of Management and those Charged with Governance for the Consolidated Financial Statements

The Holding Company's Management and Board of Directors are responsible for the preparation and presentation of these Consolidated Financial Statements in terms of the requirements of the Companies Act, 2013 ("the Act") that give a true and fair view of the consolidated financial position, consolidated financial performance (including Consolidated Other Comprehensive Income), consolidated changes in equity and consolidated cash flows of the Group in accordance with the accounting principles generally accepted in India, including the Indian Accounting Standards specified under section 133 of the Act. The respective Board of Directors of the companies included in the Group are responsible for the maintenance of adequate accounting records in accordance with the provisions of the Act for safeguarding of the assets of the Group and for preventing and detecting frauds and other irregularities; selection and application of appropriate accounting policies; making judgements and estimates that are reasonable and prudent; and design, implementation and maintenance of adequate internal financial controls, that were operating effectively for ensuring the accuracy and completeness of the accounting records, relevant to the preparation and presentation of the consolidated financial statements that give a true and fair view and are free from material misstatement,

whether due to fraud or error, which have been used for the purpose of preparation of the consolidated financial statements by the Directors of the Holding Company, as aforesaid.

In preparing the Consolidated Financial Statements, the respective Management and Board of Directors of the companies included in the Group are responsible for assessing the ability of the Group to continue as a going concern, disclosing, as applicable, matters related to going concern and using the going concern basis of accounting unless management either intends to liquidate the Group or to cease operations, or has no realistic alternative but to do so.

The respective Board of Directors of the companies included in the Group are also responsible for overseeing the financial reporting process of the Group.

Auditor's Responsibilities for the Audit of the Consolidated Financial Statements

Our objectives are to obtain reasonable assurance about whether the Consolidated Financial Statements as a whole are free from material misstatement, whether due to fraud or error, and to issue an auditor's report that includes our opinion. Reasonable assurance is a high level of assurance but is not a guarantee that an audit conducted in accordance with SAs will always detect a material misstatement when it exists. Misstatements can arise from fraud or error and are considered material if, individually or in aggregate, they could reasonably be expected to influence the economic decisions of users taken on the basis of these Consolidated Financial Statements.

As part of an audit in accordance with SAs, we exercise professional judgement and maintain professional skepticism throughout the audit. We also:

1. Identify and assess the risks of material misstatement of the Consolidated Financial Statements, whether due to fraud or error, design and perform audit procedures responsive to those risks, and obtain audit evidence that is sufficient and appropriate to provide a basis for our opinion. The risk of not detecting a material misstatement resulting from fraud is higher than for one resulting from error, as fraud may involve collusion, forgery, intentional omissions, misrepresentations, or the override of internal control.
2. obtain an understanding of internal control relevant to the audit in order to design audit procedures that are appropriate in the circumstances. Under section 143(3)(i) of the Companies Act, 2013, we are also responsible for expressing our opinion on whether the company has adequate internal financial controls system in place and the operating effectiveness of such controls.
3. evaluate the appropriateness of accounting policies used and the reasonableness of accounting estimates and related disclosures made by management.
4. conclude on the appropriateness of management's use of the going concern basis of accounting and, based on the audit evidence obtained, whether a material uncertainty exists related to events or conditions that may cast significant doubt on the Company's ability to continue as a going concern. If we conclude that a material uncertainty exists, we are required to draw attention in our auditor's report to the related disclosures in the Consolidated Financial Statements or, if such disclosures are inadequate, to modify our opinion. Our conclusions are based on the audit evidence obtained up to the date of our auditor's report. However, future events or conditions may cause the Company to cease to continue as a going concern.
5. evaluate the overall presentation, structure and content of the Consolidated Financial Statements, including the disclosures, and whether the Consolidated Financial Statements represent the underlying transactions and events in a manner that achieves fair presentation.
6. Obtain sufficient appropriate audit evidence regarding the financial information of the entities or business activities within the Group and its joint venture and its associates to express an opinion on the Consolidated Financial Statements. We are responsible for the direction, supervision and performance of the audit of the Consolidated Financial Statements of such entities included in the Consolidated Financial Statements of which we are the independent auditors. For the other entities included in the Consolidated Financial Statements, which have been audited by other auditors, such other auditors remain responsible for the direction, supervision and performance of the audits carried out by them. We remain solely responsible for our audit opinion.

Materiality is the magnitude of misstatements in the Consolidated Financial Statements that, individually or in aggregate, make it probable that the economic decisions of a reasonably knowledgeable user of the Consolidated Financial Statements may be influenced. We consider quantitative materiality and qualitative factors in (i) planning the scope of our audit work and in evaluating the results of our work; and (ii) to evaluate the effect of any identified misstatements in the Consolidated Financial Statements.

We communicate with those charged with governance regarding, among other matters, the planned scope and timing of the audit and significant audit findings, including any significant deficiencies in internal control that we identify during our audit.

We also provide those charged with governance with a statement that we have complied with relevant ethical requirements regarding independence, and to communicate with them all relationships and other matters that may reasonably be thought to bear on our independence, and where applicable, related safeguards.

From the matters communicated with those charged with governance, we determine those matters that were of most significance in the audit of the consolidated financial statements of the current year and are therefore the Key Audit Matters. We describe these matters in our auditor's report unless law or regulation precludes public disclosure about the matter or when, in extremely rare circumstances, we determine that a matter should not be communicated in our report because the adverse consequences of doing so would reasonably be expected to outweigh the public interest benefits of such communication.

Other Matters

- a. We did not audit the financial statements of eight subsidiaries, whose financial statements reflect total assets of ₹ 913.99 crores as at March 31, 2026, total revenue of ₹ 289.36 crores and net cash inflow amounting to ₹ 13.30 crores for the year ended on that date, as considered in the preparation of the consolidated financial statement. These financial statements, which have been audited by other auditors, were not prepared in accordance with the Ind AS. The management of the Company has furnished us with details of Ind AS adjustments that are required in case of these financials so as to make these financial statements fit for consolidation. Our opinion on the consolidated Ind AS financial statements, in so far as it relates to the amounts and disclosures included in respect of these subsidiaries is based solely on the reports of the other auditors, review of INDAS adjustments by us and management certification.
- b. We did not audit the special purpose consolidated financial statements of one subsidiary, whose consolidated financial statements reflect total assets of ₹ 3737.73 crores as at March 31, 2026, total revenue of ₹ 2264.91 crores and net cash inflow amounting to ₹ 197.56 crores for the year ended on that date, as considered in the preparation of the consolidated financial statements. These special purpose financial statements have been prepared for the purposes of harmonizing accounting policy as followed by parent company for inventory valuation i.e. change the cost formula followed by the subsidiary company from weighted average to First in First out and have been audited by other auditors. Our opinion on the consolidated Ind AS financial statements, in so far as it relates to the amounts and disclosures included in respect of this subsidiary is based solely on the reports of the other auditor.
- c. The Consolidated financial results also include the group's share of net loss of Rs 8.41 Crores for the year ended March 31, 2026, as considered in the consolidated financial statements in respect of one associate and the group's share of net profit of ₹ 0.82 Crores in respect of two joint ventures. These financial statements have been audited by other auditors whose reports have been furnished to us by the Management and our opinion on the consolidated financial results, in so far as it relates to the amounts and disclosures included in respect of these subsidiaries and our report in terms of sub-sections (3) and (11) of Section 143 of the Act, in so far as it relates to the aforesaid subsidiaries is based solely on the reports of the other auditors.
- d. We did not audit the financial statements of two subsidiaries whose financial statements reflect total assets of ₹ 0.84 crores, total revenue of ₹ 0.76 crores and net cash inflows of ₹ 0.82 crores for the year ended on that date. These financial statements, of the immaterial subsidiaries, have been prepared by the management for consolidation purposes and incorporated in these consolidated financial statements on the basis of the management certification on which we have not carried out any audit procedures. Our report is not modified on this account.

Our opinion on the Consolidated Financial Statements, and our report on Other Legal and Regulatory Requirements below, is not modified in respect of the above matters with respect to our reliance on the work done and the reports of the other auditors.

Report on Other Legal and Regulatory Requirements

1. As required by the Companies (auditor's Report) Order, 2020 ("the Order"), issued by the Central Government of India in terms of sub-section 11 of section 143 of The Companies Act, 2013, we give in the attached Annexure A statement of the matter specified in paragraphs 3 and 4 of the Order, to the extent applicable.
2. As required by Section 143(3) of the Act, we report that:
 - a. We have sought and obtained all the information and explanations, which to the best of our knowledge and belief were necessary for the purposes of our audit of the aforesaid Consolidated Financial Statements.
 - b. In our opinion, proper books of account as required by law relating to preparation of the aforesaid Consolidated Financial Statements have been kept so far as it appears from our examination of those books and the reports of the other auditors except for the matter stated in paragraph 2(i)(vi) below relating to reporting under rule 11(g) of the Companies (Audit and Auditors) Rule 2014, as amended.
 - c. The Consolidated Balance Sheet, the Consolidated Statement of Profit and Loss (including Other Comprehensive Income),

Consolidated Statement of Changes in Equity, and the Consolidated Cash Flow Statement dealt with by this Report are in agreement with the relevant books of accounts, workings and records maintained for the purpose of preparation of the Consolidated Financial Statements.

- d. In our opinion, the Consolidated Financial Statements comply with the Ind AS specified under Section 133 of the Act, read with Rule 7 of the Companies (Accounts) Rules, 2014.
- e. On the basis of the written representations received from the directors of the Holding Company as on March 31, 2026, taken on record by the Board of Directors of the Holding Company and the report of the statutory auditor of its subsidiary companies incorporated in India, none of the directors of the Group companies incorporated in India is disqualified as on March 31, 2026 from being appointed as a director in terms of Section 164(2) of the Act.
- f. With reference to maintenance of accounts and other matter therewith, reference is invited to paragraph 2(b) above on reporting under section 143 (3)(b) and paragraph 2(i)(vi) below relating to reporting under rule 11(g) of the Companies (Audit and Auditors) Rule 2014, as amended.
- g. With respect to the adequacy of internal financial controls with reference to Financial Statements of the Holding Company and its subsidiaries incorporated in India and the operating effectiveness of such controls, refer to our separate report in "Annexure B". Our report expresses an unmodified opinion on the adequacy and operating effectiveness of the Company's internal financial controls with reference to Consolidated Financial Statements.
- h. With respect to the other matters to be included in the Auditor's Report in accordance with the requirements of section 197(16) of the Act, as amended.

In our opinion and to the best of our information and according to the explanations given to us, the remuneration paid by the Holding Company to its directors during the year is in accordance with the provisions of section 197 of the Act.

- i. With respect to the other matters to be included in the Auditor's Report in accordance with Rule 11 of the Companies (Audit and Auditors) Rules, 2014, in our opinion and to the best of our information and according to the explanations given to us:
 - i. The Consolidated Financial Statements discloses the impact of pending litigations on the consolidated financial position of the Group, and its associate and joint venture – Refer Note 38 & 46 (VIII) to the Consolidated Financial Statements.
 - ii. The Group did not have any long-term contracts including derivative contracts for which there were material foreseeable losses.
 - iii. There has been no delay in transferring amounts, required to be transferred, to the Investor Education and Protection Fund by the Company.
 - iv.
 - (a) The management has represented that, to the best of their knowledge and belief other than as disclosed in Note 4B (6) (a) to the financial statements, no funds have been advanced or loaned or invested (either from borrowed funds or share premium or any other sources or kind of funds) by the company to or in any other person(s) or entities, including foreign entities ("intermediaries") with the understanding whether recorded in writing or otherwise, that the intermediary shall, whether directly or indirectly lend or invest in other persons or entities identified in any manner whatsoever by or on behalf of the company ("Ultimate Beneficiaries") or provide any guarantee, security, or the like on behalf of the Ultimate Beneficiaries.
 - (b) The management has represented that, to the best of its knowledge and belief no funds have been received by the company from any person(s) or entities including foreign entities ("Funding Parties"), with the understanding, whether recorded in writing or otherwise, that the company shall, whether, directly or indirectly lend or invest in other persons or entities identified in any manner whatsoever by or on behalf of the Funding Party ("Ultimate Beneficiaries") or provide any guarantee, security or the like on behalf of the Ultimate Beneficiaries as disclosed in Note No. 4B (6)(b) to the financial statements.
 - (c) Based on such audit procedures considered reasonable and appropriate in the circumstances, nothing has come to our notice that has caused us to believe that the representations under sub-clause (iv(a)) and (iv(b)) above contain any material misstatement.
 - v. In the matter of interim dividend declared and paid during the year, the Company is in compliance with section 123 of the Act.
 - vi. Based on our examination for the Holding Company which included test checks, the Holding Company, except for instances/ matters mentioned below, the Company, in respect of financial year commencing on 1 April 2025, has used an Inhouse developed accounting software for maintaining its books of account which has a feature of recording audit trail (edit log) facility and the same has been operated throughout the year for all relevant transactions recorded in the software. Further, audit trail feature is enabled for direct changes from November 24, 2024, onwards to data when using certain access rights by

the development team, as described in Note no. 48 to the financial statements. However, due to system constraints, the audit trail for direct database changes done by the Database administrator is retained only for a period of three days and therefore, audit trail for the direct access changes is available only for said period in case of standalone. Further audit trail feature is not enabled for direct changes to data of the E-Merge software for consolidation, as described in Note 48 to the consolidated financial statements.

As regards the preservation of the audit trail as per the statutory requirements, at application level the same are retained for the period the edit log was enabled. In case of audit trail for direct database changes the audit trail prior to November 24, 2024 is not available since the direct database logs were enabled only from November 24, 2024 and due to system constrain the same are not retained for more than 3 days and thus to that extent the log retention are not retained by the Company.

As regards Components forming part of the Consolidated Financial Statements, on the basis of the consideration of the Audit reports of the respective auditors of the subsidiaries, associates and joint ventures/joint operations which are companies incorporated in India whose financial statements have been audited under the Act, the subsidiaries, associates and joint ventures/joint operations have used an accounting software for maintaining its books of account which has a feature of recording audit trail (edit log) facility and the same has operated throughout the year for all relevant transactions recorded in the software except as stated hereunder (if any). Further, during the course of audit, the respective auditors of the above referred subsidiaries, associates and joint ventures/joint operations, in so far as it appears from our review of the audit reports of the respective auditors, did not come across any instance of audit trail feature being tampered and the audit trail has been preserved.

In case of Joint Venture namely, Lyka Labs Limited one subsidiaries of Lyka Labs Limited incorporated in India, the feature of recording audit trail (edit log) facility of the accounting software used for maintaining general ledger was not enabled for the year ended March 31, 2026.

For **N V C & Associates LLP**

Chartered Accountants

Firm Registration No- 106971W/W101085

N Jayendran

Partner

M. No. 040441

UDIN: 26040441KUSGYZ1481

Mumbai,

Dated: May 29, 2026

Annexure A to the Independent Auditors' Report on the Consolidated Financial Statements of Ipca Laboratories Limited

As required by clause 3(xxi) of the Companies (Auditor's Report) Order, 2020 relating to any qualifications or adverse remarks by the respective auditors in the Companies (Auditor's Report) Order (CARO) reports of the companies included in the consolidated financial statements, we report hereinbelow in the table qualifications/adverse reporting by the auditors.

Sr. No.	Name of the Company	CIN	Relationship Holding / Subsidiary /Associate / Joint Venture	Clause number of the CARO report which is qualified or adverse.
1.	Ipca Laboratories Limited	CIN - L24239MH1949PLC007837	Holding Company	iii (c), iii (d)
2.	Unichem Laboratories Limited	CIN - L99999MH1962PLC012451	Subsidiary Company	vii (a)
3.	Trophic Wellness Private Limited	CIN - U24100MH2010PTC206526	Subsidiary Company	iii (e)
4.	Krebs Biochemicals and Industries Limited	CIN - L24110AP1991PLC103912	Associate	xvii , xix,

For **N V C & Associates LLP**

Chartered Accountants

Firm Registration No- 106971W/W101085

N Jayendran

Partner

M. No. 040441

UDIN: 26040441KUSGYZ1481

Mumbai,
Dated: May 29, 2026

Annexure B to the Auditors' Report

(Referred to in paragraph 2(g) under 'Report on Other Legal and Regulatory Requirements' section of our report to the Members of Ipca Laboratories Limited of even date)

Report on the Internal Financial Controls with reference to Consolidated Financial Statements under Clause (i) of Sub-section 3 of Section 143 of the Companies Act, 2013 ("the Act")

In conjunction with our audit of the Consolidated Financial Statements (Consolidated Financial Statements) of the Holding Company as of and for the year ended March 31, 2026, we have audited the internal financial controls with reference to Consolidated Financial Statements of **Ipca Laboratories Limited** (hereinafter referred to as 'the Holding Company') and its subsidiaries which are companies incorporated in India, as of that date.

Management's Responsibility for Internal Financial Controls

The respective Board of Directors of the Holding Company, and its subsidiaries which are companies incorporated in India are responsible for establishing and maintaining internal financial controls based on the internal control with reference to Consolidated Financial Statements criteria established by the Holding Company considering the essential components of internal control stated in the Guidance Note on Audit of Internal Financial Controls Over Financial Reporting issued by the Institute of Chartered Accountants of India ('ICAI'). These responsibilities include the design, implementation and maintenance of adequate internal financial controls that were operating effectively for ensuring the orderly and efficient conduct of its business, including adherence to company's policies, the safeguarding of its assets, the prevention and detection of frauds and errors, the accuracy and completeness of the accounting records, and the timely preparation of reliable financial information, as required under the Companies Act, 2013.

Auditors' Responsibility

Our responsibility is to express an opinion on the internal financial controls with reference to Consolidated Financial Statements of the Holding Company and its Subsidiaries which are companies incorporated in India, based on our audit. We conducted our audit in accordance with the Guidance Note on Audit of Internal Financial Controls Over Financial Reporting (the "Guidance Note") and the Standards on Auditing, issued by ICAI and deemed to be prescribed under section 143(10) of the Companies Act, 2013, to the extent applicable to an audit of internal financial controls, both applicable to an audit of Internal Financial Controls and, both issued by the Institute of Chartered Accountants of India. Those Standards and the Guidance Note require that we comply with ethical requirements and plan and perform the audit to obtain

reasonable assurance about whether adequate internal financial controls with reference to Consolidated Financial Statements was established and maintained and if such controls operated effectively in all material respects.

Our audit involves performing procedures to obtain audit evidence about the adequacy of the internal financial controls system with reference to Consolidated Financial Statements and their operating effectiveness. Our audit of internal financial controls with reference to Consolidated Financial Statements included obtaining an understanding of internal financial controls with reference to Consolidated Financial Statements, assessing the risk that a material weakness exists, and testing and evaluating the design and operating effectiveness of internal control based on the assessed risk. The procedures selected depend on the auditor's judgement, including the assessment of the risks of material misstatement of the financial statements, whether due to fraud or error.

We believe that the audit evidence and the audit evidence obtained by the other auditors in terms of their reports referred to in the Other Matters paragraph below, is sufficient and appropriate to provide a basis for our audit opinion on the Holding Company's internal financial controls system with reference to Consolidated Financial Statements.

Meaning of Internal Financial Controls with reference to Consolidated Financial Statements

A company's internal financial control with reference to Consolidated Financial Statements is a process designed to provide reasonable assurance regarding the reliability of financial reporting and the preparation of financial statements for external purposes in accordance with generally accepted accounting principles. A company's internal financial control with reference to Consolidated Financial Statements includes those policies and procedures that (1) pertain to the maintenance of records that, in reasonable detail, accurately and fairly reflect the transactions and dispositions of the assets of the company; (2) provide reasonable assurance that transactions are recorded as necessary to permit preparation of financial statements in accordance with generally accepted accounting principles, and that receipts and expenditures of the company are being made only in accordance with authorisations of management and directors of the company; and (3) provide reasonable assurance regarding prevention or timely detection of unauthorised acquisition, use, or disposition of the company's assets that could have a material effect on the financial statements.

Inherent Limitations of Internal Financial Controls with reference to Consolidated Financial Statements.

Because of the inherent limitations of financial controls with reference to Consolidated Financial Statements, including the possibility of collusion or improper management override of controls, material misstatements due to error or fraud may occur and not be detected. Also, projections of any evaluation of the internal financial controls with reference to Consolidated Financial Statements to future periods are subject to the risk that the internal financial control with reference to Financial Statements may become inadequate because of changes in conditions, or that the degree of compliance with the policies or procedures may deteriorate.

Opinion

In our opinion, the Holding Company and its subsidiaries, which are companies incorporated in India, have, in all material respects, an adequate internal financial controls system with reference to Consolidated Financial Statements and such internal financial controls with reference to Consolidated Financial Statements were operating effectively as at March 31, 2026, based on the internal control over financial reporting criteria established by the Holding Company considering the essential components of internal control stated in the Guidance Note on Audit of Internal Financial Controls Over Financial Reporting issued by the Institute of Chartered Accountants of India.

Other Matters

Our aforesaid reports under section 143(3)(i) of the Act on the adequacy and operating effectiveness of the internal financial controls with reference to financial statements in so far as it relates to financial statements of subsidiaries, which are companies incorporated in India, are based on the corresponding reports of the auditor of such companies.

For **NVC & Associates LLP**
Chartered Accountants
Firm Registration No- 106971W/W101085

Mumbai,
Dated: May 29, 2026

N Jayendran
Partner
M. No. 040441
UDIN: 26040441KUSGYZ1481

IPCA LABORATORIES LIMITED CIN L24239MH1949PLC007837

Consolidated Balance Sheet as at March 31, 2026

Particulars	Note ref.	As at March 31, 2026 (₹ Crores)	As at March 31, 2025 (₹ Crores)
ASSETS			
1. Non-current assets			
(a) Property, plant & equipment	3	4,180.29	3,850.49
(b) Capital work-in-progress	3A	761.59	616.17
(c) Goodwill on consolidation	3B	82.81	82.81
(d) Goodwill on acquisition	3C	-	7.77
(e) Other intangible assets	3D	103.27	107.06
(f) Intangible assets under development	3E	11.50	5.60
(g) Right of use assets	35	260.30	218.42
(h) Biological assets other than Bearer Plant	8A	0.22	0.26
(i) Investment accounted for using the equity method	4A	183.61	191.00
(j) Financial assets			
(i) Investments	4B	26.53	25.32
(ii) Loans	5	14.47	32.35
(iii) Others	6	95.22	99.89
(k) Deferred tax assets (net)	18	20.54	16.92
(l) Other non-current assets	7	252.98	237.95
Total Non-current assets		5,993.33	5,492.01
2. Current assets			
(a) Inventories	8	2,731.00	2,560.42
(b) Financial assets			
(i) Investments	4C	633.42	763.39
(ii) Trade receivables	9	2,014.26	1,884.14
(iii) Cash and cash equivalents	10	437.12	167.17
(iv) Bank balances other than (iii) above	11	127.47	177.06
(v) Loans	5	49.83	42.76
(vi) Others	6	17.69	28.18
(c) Current tax assets (net)		-	-
(d) Other current assets	7	362.82	343.92
Total Current assets		6,373.61	5,967.04
3. Non current assets classified as held for sale	12	3.25	301.50
Total Assets		12,370.19	11,760.55
EQUITY & LIABILITIES			
Equity			
(a) Equity share capital	13	25.37	25.37
(b) Other equity	14	8,038.44	6,923.08
Equity attributable to owners of the Holding Company		8,063.81	6,948.45
Non-controlling interest		1,460.25	1,439.82
Total Equity		9,524.06	8,388.27
Liabilities			
1. Non-current liabilities			
(a) Financial liabilities			
(i) Borrowings	15	109.12	543.24
(ii) Lease Liability	35	86.89	50.90
(iii) Other financial liabilities	16	-	-
(b) Provisions	17	97.91	96.31
(c) Deferred tax liabilities (net)	18	244.86	294.97
(d) Other non-current liabilities	19	0.42	0.64
Total Non-current liabilities		539.20	986.06
2. Current liabilities			
(a) Financial liabilities			
(i) Borrowings	20	594.82	758.46
(ii) Lease Liability	35	17.93	10.14
(iii) Trade payables :	21		
Dues of micro & small enterprises		148.69	99.17
Dues of others		791.60	747.00
(iv) Other financial liabilities	16	449.35	365.32
(b) Provisions	17	158.30	269.17
(c) Other current liabilities	19	87.46	86.78
(d) Current tax liabilities (net)	22	58.78	48.25
(e) Liabilities associated with non current assets held for sale	12	-	1.93
Total Current liabilities		2,306.93	2,386.22
Total Equity and Liabilities		12,370.19	11,760.55

Statement of material accounting policy information and other explanatory notes form part of the financial statements.

As per our report of even date attached
For **NVC & Associates LLP**
Chartered Accountants
Firm Registration No. - 106971W/W101085

N. Jayendran
Partner
Membership No. 040441

Mumbai
May 29, 2026

For and on behalf of the Board of Directors
Premchand Godha
Executive Chairman (DIN 00012691)
Ajit Kumar Jain
Managing Director and CFO (DIN 00012657)
Pranay Godha
Managing Director and CEO (DIN 00016525)
Prashant Godha
Executive Director (DIN 00012759)
Harish P. Kamath
Company Secretary (ACS - 6792)

May 29, 2026

IPCA LABORATORIES LIMITED CIN L24239MH1949PLC007837

Consolidated Statement of Profit and Loss for the year ended March 31, 2026

Particulars	Note ref.	For the year ended March 31, 2026 (₹ Crores)	For the year ended March 31, 2025 (₹ Crores)
I Revenue from operations	23	9,646.33	8,939.59
II Other income	24	174.45	92.80
III Total income (I + II)		9,820.78	9,032.39
IV Expenses:			
Cost of materials consumed	25	2,344.01	2,276.82
Purchase of stock-in-trade	26	532.62	547.78
Changes in inventories of finished goods, work-in-progress and stock-in-trade	27	(53.91)	(46.05)
Employee benefit expense	28	2,160.20	1,983.99
Finance cost	29	75.94	84.93
Depreciation & amortisation expense	30	418.12	397.82
Other expenses	31	2,684.85	2,450.91
Total expenses (IV)		8,161.83	7,696.20
V Profit from ordinary activity before share of profit / (loss) of associates & joint venture, exceptional items & tax (III - IV)		1,658.95	1,336.19
VI Exceptional items: (Income)/expenses	32	86.43	205.05
VII Profit after exceptional item & before tax (V-VI)		1,572.52	1,131.14
VIII Tax expense	33		
1. Current tax		420.63	373.14
2. Short/(excess) provision of earlier years		(2.80)	(1.09)
3. Deferred tax liability/(asset)		(36.68)	(28.44)
IX Profit for the period from continuing operations before share of profit/(loss) of associates & joint venture (VII-VIII)		1,191.37	787.53
X Share of Profit / (loss) of associates & joint venture (net of tax) accounted by using the equity method		(7.59)	(2.29)
XI Profit for the period from continuing operations before non - controlling interest (IX + X)		1,183.78	785.24
XII Less/(Add) : Share of non-controlling interest - profit / (loss)		42.66	47.56
XIII Profit for the period attributable to owners of the Company (XI - XII)		1,141.12	737.68
XIV Other comprehensive income			
A Items that will not be reclassified to profit or loss :			
a. Actuarial gain/ (loss)		14.68	(5.48)
Tax effect thereon		(3.78)	1.91
b. Fair Value change through Other comprehensive income		1.24	0.44
Tax effect thereon		-	-
B Items that will be reclassified to profit or loss :			
a. Exchange difference in translating the financial statement of foreign operation		30.92	(21.01)
Tax effect thereon		(0.50)	0.73
b. Gain/(loss) on cash flow hedge		-	(1.13)
Tax effect thereon		-	-
C Share of OCI from investment in associates		0.20	(0.01)
Other comprehensive income/(loss) for the year, net of tax		42.76	(24.55)
XV Total Comprehensive Income for the period (XI + XIV)		1,226.54	760.69
Profit after tax attributable to:			
Owners of the parent		1,141.12	737.68
Non-controlling interest - profit/(loss)		42.66	47.56
		1,183.78	785.24
Other comprehensive income for the year attributable to:			
Owners of the parent		37.10	(21.03)
Non-controlling interest - profit/(loss)		5.66	(3.52)
		42.76	(24.55)
Total comprehensive income for the year attributable to:			
Owners of the parent		1,178.22	716.65
Non-controlling interest - profit/(loss)		48.32	44.04
		1,226.54	760.69
XVI Earnings per equity share (Face value of ₹ 1/- each):	34		
Basic/Diluted before exceptional item (in ₹)		46.94	35.14
Basic/Diluted after exceptional item (in ₹)		44.98	29.08

Statement of material accounting policy information and other explanatory notes form part of the financial statements.

As per our report of even date attached

For **NVC & Associates LLP**

Chartered Accountants

Firm Registration No. - 106971W/W101085

N. Jayendran

Partner

Membership No. 040441

Mumbai

May 29, 2026

For and on behalf of the Board of Directors

Premchand Godha

Executive Chairman (DIN 00012691)

Ajit Kumar Jain

Managing Director and CFO (DIN 00012657)

Pranay Godha

Managing Director and CEO (DIN 00016525)

Prashant Godha

Executive Director (DIN 00012759)

Harish P. Kamath

Company Secretary (ACS - 6792)

May 29, 2026

IPCA LABORATORIES LIMITED CIN L24239MH1949PLC007837

Consolidated Cash Flow Statement for the year ended March 31, 2026

	For the year ended March 31, 2026 (₹ Crores)	For the year ended March 31, 2025 (₹ Crores)	
A. Cash Flow from Operating Activities			
1) Net profit before taxation and after exceptional items	1,572.52		1,131.14
Adjustments for:			
Depreciation, amortization and impairment expense	418.12		397.82
(Profit)/Loss on sale of Property, plant & equipment	1.80		(2.76)
(Profit) / Loss on sale of business	(5.31)		-
Net (gain)/ loss on disposal of land & building	(277.08)		-
Net (gain)/ loss on financial asset through FVTPL	1.69		4.03
Property, plant & equipment scrapped/transferred	3.82		2.02
Sundry balances written off / (back)	(0.75)		(0.28)
Provision for doubtful debts / advances	4.01		2.67
Provision for diminution in value of investments	-		118.90
Bad debts written off	2.78		1.13
Unrealised foreign exchange (gain)/loss	48.82		10.16
Interest settlement of European Commission	58.26		-
Fair value changes - Biological assets (gain)/loss	(0.02)		1.68
Impairment of intangible assets	7.77		26.99
Impairment of financial assets	27.25		27.51
Impairment of Freehold land	-		86.15
Deferred ESOP Compensation	0.81		2.06
Claims receivable written off	1.20		-
Gain on deconsolidation of Subsidiary	(60.04)		-
Interest income	(31.72)		(35.12)
Interest expense	75.94	277.35	84.93
2) Operating profit before working capital changes	1,849.87		1,859.03
Decrease/(Increase) in Inventories	(170.58)		(91.56)
Decrease/(Increase) in Trade Receivables	(48.91)		(217.67)
Decrease/(Increase) in Other Financial assets	(0.34)		32.70
Decrease/(Increase) in Other assets	(60.33)		83.69
Increase/(Decrease) in Trade Payables	66.77		72.66
Increase/(Decrease) in Other Financial liabilities	45.55		(42.89)
Increase/(Decrease) in Other liabilities	2.25		(35.80)
Increase/(Decrease) in Provisions	(128.36)	(293.95)	22.41
3) Cash generated from operation	1,555.92		1,682.57
Income tax paid (net)	(413.95)		(361.25)
Net cash from operating activities	1,141.97		1,321.32
B. Cash Flow from Investing Activities			
Purchase of Property, Plant and Equipment including Capital work-in-progress and Intangible assets	(652.26)		(775.52)
Purchase of Biological assets other than bearer plant	-		(0.05)
Proceeds from Sale of Property, plant and equipment	(3.69)		5.33
Proceeds from disposal of non-current assets held for sale	338.96		-
Sale of Investments	3.53		-
Investment in Associates & Joint Venture	-		(27.20)
Investment in Others	-		(6.25)
Loan given - Associate & Joint Venture	(17.80)		(24.75)
Loan recovered- Associate & Joint Venture	8.10		32.08
Loan given - Others	(10.05)		-
Loan recovered - Others	3.20		-
Movement in other bank balances	51.78		(97.14)
Interest received	31.46		24.00
Net cash from/(used in) investing activities	(246.77)		(869.50)
C. Cash Flow from Financing Activities			
Increase/(decrease) in short term borrowings	(77.76)		(63.94)
Proceeds from long-term borrowings	-		218.37
Repayment of long-term borrowings	(525.22)		(247.68)
Payment of principal portion of Lease liability	(16.56)		(13.90)
Payment of Interest portion of Lease liability	(5.86)		(4.13)
Interest paid	(75.72)		(70.22)
Dividend	(52.41)		(101.48)
Net cash from/(used in) financing activities	(753.53)		(282.98)
Net increase/(decrease) in cash and cash equivalents (A + B + C)	141.67		168.84
Cash and cash equivalents at beginning of year	924.63		755.79
Cash and cash equivalents at end of the year	1,066.30		924.63
Components of cash & cash equivalents:			
Cash and cheques on hand	3.31		0.33
Balance with banks	433.81		166.84
Mutual funds	633.42		763.39
Add/(Less): Fair value loss/(gain) on Mutual funds	(4.24)	629.18	(5.93)
	1,066.30		924.63

As per our report of even date attached
For **N V C & Associates LLP**
Chartered Accountants
Firm Registration No. - 106971W/W101085

N. Jayendran
Partner
Membership No. 040441

Mumbai
May 29, 2026

For and on behalf of the Board of Directors
Premchand Godha
Executive Chairman (DIN 00012691)
Ajit Kumar Jain
Managing Director and CFO (DIN 00012657)
Pranay Godha
Managing Director and CEO (DIN 00016525)
Prashant Godha
Executive Director (DIN 00012759)
Harish P. Kamath
Company Secretary (ACS - 6792)

May 29, 2026

IPCA LABORATORIES LIMITED CIN L24239MH1949PLC007837
Consolidated Statement of changes in equity for the year ended March 31, 2026
A. Equity Share Capital (Refer Note no. 13)

Particulars	As at March 31, 2026		As at March 31, 2025	
	No. of Shares	(₹ Crores)	No. of Shares	(₹ Crores)
Balance at the beginning of the year	25,37,04,218	25.37	25,37,04,218	25.37
Changes in equity share capital during the year	-	-	-	-
Balance at the end of the year	25,37,04,218	25.37	25,37,04,218	25.37

B. Other Equity

(₹ Crores)

Particulars	Other Equity												Total	
	Reserves and Surplus						Amalgamation adjustment deficit account	Other Comprehensive Income			Equity attributable to owners of the company	Non Controlling Interest		
	Capital reserve	Securities premium	Other Reserves			Re-tained earnings		Equity Investments through OCI**	Effective portion of Cash Flow Hedges	Exchange differences on translating the financial statements of foreign operation				
		Capital redemption reserve	General reserve	Fair value adjustment reserve	Employee stock options outstanding account									
Balance as at March 31, 2024	6.59	96.52	0.26	1,311.05	-	1.61	4,899.35	(27.13)	(6.46)	(0.13)	25.16	6,306.82	1,394.81	7,701.63
I) Profit for the year	-	-	-	-	-	-	737.68	-	-	-	-	737.68	47.56	785.24
II) Other Comprehensive Income (net of tax)	-	-	-	-	-	-	(4.22)*	-	0.44	(0.60)	(16.65)	(21.03)	(3.52)	(24.55)
III) Recognition of share-based payment (ESOP) (net)	-	-	-	-	-	1.09	-	-	-	-	-	1.09	0.97	2.06
IV) Total Comprehensive Income (I+II+III)	-	-	-	-	-	1.09	733.46	-	0.44	(0.60)	(16.65)	717.74	45.01	762.75
Dividends	-	-	-	-	-	-	(101.48)	-	-	-	-	(101.48)	-	(101.48)
Balance as at March 31, 2025	6.59	96.52	0.26	1,311.05	-	2.70	5,531.33	(27.13)	(6.02)	(0.73)	8.51	6,923.08	1,439.82	8,362.90
I) Profit for the year	-	-	-	-	-	-	1,141.12	-	-	-	-	1,141.12	42.66	1,183.78
II) Other Comprehensive Income (net of tax)	-	-	-	-	-	-	7.52*	-	1.24	-	28.34	37.10	5.66	42.76
III) Total Comprehensive Income (I+II)	-	-	-	-	-	-	1,148.64	-	1.24	-	28.34	1,178.22	48.32	1,226.54
Recognition of share-based payment (ESOP) (net)	-	-	-	-	-	0.44	-	-	-	-	-	0.44	0.37	0.81
Transfer from Cash flow hedging reserve to Retained earnings	-	-	-	-	-	-	(0.73)	-	-	0.73	-	-	-	-
Effect on Deconsolidation	(20.30)	-	-	-	7.74	-	-	-	-	-	-	(12.56)	(26.59)	(39.15)
Dividends	-	-	-	-	-	-	(50.74)	-	-	-	-	(50.74)	(1.67)	(52.41)
Balance as at March 31, 2026	(13.71)	96.52	0.26	1,311.05	7.74	3.14	6,628.50	(27.13)	(4.78)	-	36.85	8,038.44	1,460.25	9,498.69

* Represents Actuarial Gain/(Loss) on defined benefit obligation (not to be reclassified to P&L).

** Represents fair value of investments through OCI (not to be reclassified to P&L).

The Board of Directors have recommended subject to approval of shareholders dividend of ₹ 6/- per equity shares of ₹ 1/- each which will be approved in the ensuing annual general meeting.

Statement of material accounting policy information and other explanatory notes form part of the financial statements.

As per our report of even date attached
For **N V C & Associates LLP**
Chartered Accountants
Firm Registration No. - 106971W/W101085

N. Jayendran
Partner
Membership No. 040441

Mumbai
May 29, 2026

For and on behalf of the Board of Directors
Premchand Godha
Executive Chairman (DIN 00012691)
Ajit Kumar Jain
Managing Director and CFO (DIN 00012657)
Pranay Godha
Managing Director and CEO (DIN 00016525)
Prashant Godha
Executive Director (DIN 00012759)
Harish P. Kamath
Company Secretary (ACS - 6792)

May 29, 2026

Consolidated Statement of material Accounting Policy information and Other Explanatory Notes

1. Corporate Information

Ipca Laboratories Limited (CIN L24239MH1949PLC007837) ("the Company") incorporated in the year 1949, is a public limited company incorporated and domiciled in India, having its registered office at 48, Industrial Estate Kandivali (west), Mumbai 400067, India. Ipca Laboratories Limited is listed on the Bombay Stock Exchange Limited (BSE) and National Stock Exchange of India Limited. The Company is engaged in the business of manufacturing, developing and marketing a wide range of branded and generic formulations and Active Pharmaceutical ingredients (APIs). The Company is an integrated pharmaceutical company manufacturing and marketing over 350 formulations and 80 API's covering various therapeutic segments. The products of the Company are sold in over 100 countries across the globe. The Holding Company with its subsidiaries has 23 manufacturing units in India manufacturing API's and formulations for the world market.

Authorization of Consolidated Financial Statements

The consolidated financial statements were authorised for issue in accordance with a resolution of the Directors on May 29, 2026.

These Consolidated Financial Statements can be amended by the board of directors till they are placed before the shareholders and also by the shareholders before their approval for adoption.

2. Principles of Consolidation, Basis of Preparation and Material Accounting Policy Information

A. Principles of Consolidation

The consolidated financial statements relates to the Company, and its various Subsidiaries (the holding and subsidiaries together referred to as "The Group", Associates and its Joint Venture. The consolidated financial statements have been prepared in accordance with Indian Accounting Standard - 110 "Consolidated Financial Statements", Indian Accounting Standard - 28 "Investments in Associates and Joint Ventures" of the Companies (Indian Accounting Standards) Rules 2015 as amended by the Companies (Indian Accounting Standards) (Amendment) Rules, 2016 and other relevant provisions of the Act. The consolidated financial statements have been prepared on the following basis: -

The consolidated financial statements of the Group companies are consolidated on a line-by-line basis and intra-group balances and transactions including unrealized gain/loss from such transactions are eliminated upon consolidation. These consolidated financial statements are prepared by applying uniform accounting policies in use at the Group. Non-controlling interests which represent part of the net profit or loss and net assets of subsidiaries that are not, directly or indirectly, owned or controlled by the company, are excluded.

In case of foreign subsidiaries, revenue items are consolidated at average rate prevailing during the year. All Assets and Liabilities are converted at the rates prevailing at the end of the year. Exchange gain or loss on conversion arising on consolidation is recognized under foreign currency translation reserve.

Associates are entities over which the Group has significant influence but not control. Investments in associates and Joint Venture are accounted for using the equity method of accounting as per Indian Accounting Standard - 28 'Investments in Associates and Joint Ventures'. The investment is initially recognized at cost, and the carrying amount is increased or decreased to recognize the investor's share of the profit or loss of the investee after the acquisition date. The Group's investment in associates includes goodwill identified on acquisition.

The consolidated financial statements of the Subsidiaries, Associates and Joint Venture used in consolidation are drawn up to the same reporting date as that of the Company i.e. 31st March.

The difference between the cost to the Company of its investments in the subsidiary / associates / joint venture over the Company's portion of equity is recognized in the financial statement as Goodwill on consolidation or Capital Reserve.

The list of subsidiary companies, associates and joint venture included in consolidation and Group Company's holding therein are as under: -

Sr. No.	Name of the Companies	Relationship	Country of Incorporation	% of ultimate holding	
				As at March 31, 2026	As at March 31, 2025
1.	Ipca Pharmaceuticals, Inc. USA	Subsidiary	USA	100.00	100.00
2.	Ipca Laboratories (U.K.) Ltd.	Subsidiary	UK	100.00	100.00
3.	Ipca Pharma Nigeria Ltd.	Subsidiary	Nigeria	100.00	100.00
4.	Ipca Pharma (Australia) Pty. Ltd.	Subsidiary	Australia	100.00	100.00
5.	Unichem Laboratories Ltd, Ireland (w.e.f May 01, 2025)	Subsidiary	Ireland	100.00	-
6.	Ipca Pharmaceuticals, GmbH (Incorporated w.e.f October 16, 2025)	Subsidiary	Germany	100.00	-
7.	Unichem Laboratories Ltd.	Subsidiary	India	52.67	52.67
8.	Trophic Wellness Pvt. Ltd.	Subsidiary	India	58.88	58.88
9.	Onyx Scientific Ltd. (Subsidiary of Ipca Laboratories (U.K.) Ltd.)	Step down subsidiary	UK	100.00	100.00
10.	Pisgah Laboratories Inc.(Subsidiary of Ipca Pharmaceuticals, Inc. USA)	Step down subsidiary	USA	100.00	100.00
11.	Bayshore Pharmaceuticals LLC. (Subsidiary of Ipca Pharmaceuticals, Inc. USA) (till January 31, 2026)	Step down subsidiary	USA	-	100.00
12.	Ipca Pharma (NZ) Pty. Ltd. (Subsidiary of Ipca Pharma (Australia) Pty.Ltd.)	Step down subsidiary	New Zealand	100.00	100.00
13.	Niche Generics Ltd. (Subsidiary of Unichem Laboratories Ltd.)	Step down subsidiary	UK	52.67	52.67
14.	Unichem S.A. Pty. Ltd. (Subsidiary of Unichem Laboratories Ltd.)	Step down subsidiary	South Africa	52.67	52.67
15.	Unichem Pharmaceuticals (USA) Inc. (Subsidiary of Unichem Laboratories Ltd.)	Step down subsidiary	USA	52.67	52.67
16.	Unichem Farmaceutica Do Brasil Ltda. (Subsidiary of Unichem Laboratories Ltd.)	Step down subsidiary	Brazil	52.67	52.67
17.	Unichem Laboratories Limited, Ireland. (Subsidiary of Unichem Laboratories Ltd.)	Step down subsidiary	Ireland	-	52.67
18.	Unichem China Pvt. Ltd. (Subsidiary of Unichem Laboratories Ltd.)	Step down subsidiary	China	52.67	52.67
19.	Avik Pharmaceutical Ltd.	Joint Venture	India	50.00	50.00
20.	Lyka Labs Ltd.	Joint Venture	India	40.98	40.98
21.	CCPL Software Private Ltd.#	Associate	India	28.95	28.95
22.	Krebs Biochemicals & Industries Ltd.	Associate	India	49.65	49.65
23.	Synchron Research Services Private Ltd. (Associate of Unichem Laboratories Ltd.)	Associate	India	16.91	16.91

cost fully written off in the books.

B. Basis of Preparation

a) Statement of compliance

The Consolidated Financial Statements of the Company as at and for the year ended March 31, 2026 have been prepared and presented in accordance with Indian Accounting Standards ("Ind AS") notified under Section 133 of the Companies Act, 2013 ("the Act") [Companies (Indian Accounting Standards) Rules, 2015] and presentation requirements of Division II of Schedule III to the Companies Act, 2013 as amended from time to time. These Consolidated Financial Statements have been prepared by the Company on a going concern basis.

b) Basis of measurement:

The consolidated financial statements have been prepared on a historical cost basis, except for the following:

- certain financial assets and liabilities (including derivative instruments) are measured at fair value; and
- defined benefit plans - plan assets measured at fair value
- long-term borrowings are measured at amortised cost using the effective interest rate method

Accounting policies have been consistently applied except where a newly issued accounting standard is initially adopted or a revision to an existing standard requires a change in the accounting policy hitherto in use.

c) Use of Judgements, Estimates and Assumption

The preparation of consolidated financial statements in conformity with Ind AS requires management to make estimates, judgements and assumptions that affect the application of accounting policies and the reported amounts of assets and liabilities, the disclosures of contingent assets and liabilities at the date of consolidated financial statements and reported amounts of revenues and expenses during the period. Accounting estimates could change from period to period. Actual results could differ from those estimates. Appropriate changes in estimates are made as management becomes aware of circumstances surrounding the estimates. Changes in estimates are reflected in the financial statement in the period in which changes are made and if material, their effects are disclosed in the notes to the consolidated financial statements.

i. Taxes

Deferred tax assets are recognised for unused tax losses to the extent that it is probable that taxable profit will be available against which the losses can be utilised. Significant management judgement is required to determine the amount of deferred tax assets that can be recognised, based upon the likely timing and the level of future taxable profits together with future tax planning strategies. The management does not have any unabsorbed losses and therefore there are no judgements being made on this account.

ii. Defined benefit plans (gratuity benefits)

The cost of the defined benefit plans, compensated absences and the present value of the defined benefit obligations are based on actuarial valuation using the projected unit credit method. An actuarial valuation involves making various assumptions that may differ from actual developments in the future. These interalia include the determination of the discount rate, future salary increases and mortality rates. Due to the complexities involved in the valuation and its long-term nature, a defined benefit obligation is highly sensitive to changes in these assumptions. All assumptions are reviewed at each reporting date.

iii. Useful lives of Property, plant and equipment (PPE)

The group reviews the useful life of property, plant and equipment at the end of each reporting period. This reassessment may result in change in depreciation expense in future periods. Presently the PPE are depreciated on the basis of the estimates of useful life carried out by the management which are disclosed as part of the material accounting policy relating to PPE and depreciation.

iv. Impairment of Property, plant and equipment

For property, plant and equipment and intangibles an assessment is made at each reporting date to determine whether there is an indication that the carrying amount may not be recoverable or previously recognised impairment losses no longer exist or have decreased. If such indication exists, the Company estimates the asset's or CGU's recoverable amount. A previously recognised impairment loss is reversed only if there has been a change in the assumptions used to determine the asset's recoverable amount since the last impairment loss was recognised. In making the estimates of recoverable amounts of Asset or CGU, the management estimates future economic benefits including projections of future profitability which are taken into consideration in evaluating the recoverable amount of Asset or CGU.

v. Impairment of Investment

For determining whether the investments in subsidiaries, joint ventures and associates are impaired requires an estimate in the value in use of investments. In considering the value in use, the Directors have estimated the future cash flow, capacity utilization, operating margins and other factors of the underlying businesses / operations of the investee companies. Any subsequent changes to the cash flows due to changes in the above mentioned factors could impact the carrying value of investments.

vi. Inventories

The Group estimates the net realisable value (NRV) of its inventories by taking into account estimated selling price, estimated cost of completion, estimated costs necessary to make the sale, obsolescence considering the past trend. Inventories are written down to NRV where such NRV is lower than their cost.

vii. Provision for Product expiry claims and sales return

Provisions for product expiry and sales returns related cost is recognized when the product is sold to the customer. Initial recognition is based on historical experience. The initial estimates of product expiry claims and sales returns related costs are revised annually.

viii. Recognition and measurement of other Provisions

The recognition and measurement of other provisions is based on the assessment of the probability of an outflow of resources, and on past experience and circumstances known at the closing date. The actual outflow of resources at a future date may therefore, vary from the amount included in other provisions.

ix. Impairment of Goodwill

The Company estimates the value-in-use of the cash generating units (CGUs) based on the future cash flows after considering current economic conditions and trends, estimated future operating results and growth rate and anticipated future economic and regulatory conditions. The estimated cash flows are developed using internal forecasts. The discount rates used for the CGUs represent the weighted average cost of capital and estimated operating margins.

x. Leases

The Company evaluates if an arrangement qualifies to be a lease as per the requirements of Ind AS 116. Identification of a lease requires significant judgement. The Company uses significant judgement in assessing the lease term (including anticipated renewals) and the applicable discount rate.

The Company determines the lease term as the non-cancellable period of a lease, together with both periods covered by an option to extend the lease if the Company is reasonably certain to exercise that option and periods covered by an option to terminate the lease if the Company is reasonably certain not to exercise that option. In assessing whether the Company is reasonably certain to exercise an option to extend a lease, or not to exercise an option to terminate a lease, it considers all relevant facts and circumstances that create an economic incentive for the Company to exercise the option to extend the lease, or not to exercise the option to terminate the lease. The discount rate is generally based on the incremental borrowing rate specific to the lease being evaluated or for a portfolio of leases with similar characteristics.

d) Rounding-off amounts

All amounts disclosed in the financial statement and notes have been rounded-off to the nearest Crores, except where otherwise indicated.

C. Material Accounting Policy Information**(a) Current and Non-current Classification**

All assets and liabilities are presented in the Balance Sheet based on current or non-current classification as per the Group's normal operating cycle and other criteria set out in Schedule III of the Companies Act, 2013. The Group has identified twelve months as its operating cycle based on the product and the time between the acquisition of assets for processing and their realisation in cash and cash equivalents.

An asset is current when:

- It is expected to be realised or intended to be sold or consumed in normal operating cycle or
- It is held primarily for the purpose of trading or
- It is expected to be realised within twelve months after the reporting period, or
- It is cash or cash equivalent unless restricted from being exchanged or used to settle a liability for at least twelve months after the reporting period

All other assets are classified as non-current.

A liability is current when:

- It is expected to be settled in normal operating cycle or
- It is held primarily for the purpose of trading or
- It is due to be settled within twelve months after the reporting period, or
- There is no unconditional right to defer the settlement of the liability for at least twelve months after the reporting period

The Group classifies all other liabilities as non-current.

Deferred tax assets and liabilities are classified as non-current assets and liabilities.

(b) Property, Plant and Equipment

- i. Freehold land is carried at historical cost. All other items of Property, plant and equipment are stated at historical cost less accumulated depreciation and accumulated impairment losses, if any. Cost of acquisition comprises its purchase price including import duties and other non-refundable taxes or levies and any directly attributable cost of bringing the asset to its working condition for its intended use; any trade discount and rebates are deducted in arriving at the purchase price.
- ii. Long-term lease arrangements of land are treated as Property, plant and equipment, in case such arrangements result in transfer of control and the present value of the lease payments is likely to represent substantially all of the fair value of the land.
- iii. Stores and spares which meet the definition of Property, plant and equipment and satisfy the recognition criteria of Ind AS 16 are capitalised as Property, Plant and Equipment.
- iv. Capital Work In Progress represents expenditure incurred on capital assets that are under construction or are pending capitalisation and includes project expenses pending allocation. Project expenses pending allocation are apportioned to the property, plant and equipment of the project proportionately on capitalisation.
- v. Cost of borrowing for assets taking substantial time to be ready for use is capitalised for the period up to the time the asset is ready for its intended use. The management estimates a period of 12 months as substantial period for this purpose.
- vi. Subsequent costs are included in the asset's carrying amount or recognised as a separate asset, as appropriate, only when it is probable that future economic benefits associated with the item will flow to the Company and the cost of the item can be measured reliably. The carrying amount of any component accounted for as a separate asset is derecognised when replaced. All other repairs and maintenance are charged to profit or loss during the reporting period in which they are incurred.
- vii. All assets costing up to ₹ 5,000 are fully depreciated in the year of capitalization.
- viii. Bearer Plants are living plants which yield saleable crop. The same is depreciated over a period of 4 years.
- ix. Depreciation methods, estimated useful lives and residual value

Depreciation on all assets of the Company is charged on straight line method over the useful life of assets mentioned in Schedule II to the Companies Act ,2013 or the useful life previously assessed by the management based on technical review whichever is lower for the proportionate period of use during the year. Intangible assets are amortised over the economic useful life estimated by the management. However, management reviews the residual values and useful life of Property, Plant and Equipment at each reporting period end and any revision to these is recognised prospectively in current and future periods.

The management's estimated useful life/useful life as per schedule II whichever is lower for the various tangible assets are as follows:

Assets	Estimated useful life (Years)
Leasehold land	Period of Lease
Land Development charges	3
Bearer Plant	4
Buildings	10 to 60
Roads	3 to 10
Plant and equipment and R&D equipments	9 to 25
Office and other equipments	5
Computers	3 to 6
Furniture and fixtures	10
Vehicles	6 to 8
Leasehold improvements	Period of Lease

(c) Goodwill**Goodwill on acquisition**

Goodwill represents excess of the aggregate of the consideration transferred over the fair value of net identifiable assets acquired and liabilities assumed. Goodwill is not amortised but is tested for impairment at each reporting date.

Goodwill on consolidation

Goodwill on consolidation represents excess cost of investment over the company's share of equity that is carried in balance sheet and is tested for impairment at each reporting date.

(d) Intangible assets

Intangible assets are stated at cost less accumulated amortization and impairment loss, if any. Intangible assets are amortized over their respective individual estimated useful lives on a straight-line basis, from the date that they are available for use. The estimated useful life of an identifiable intangible asset is based on a number of factors including the effects of obsolescence, demand, competition, and other economic factors (such as the stability of the industry, and known technological advances), and the level of maintenance expenditures required to obtain the expected future cash flows from the asset. Amortization methods and useful lives are reviewed periodically including at each financial year end.

Intangible assets such as trademarks, technical know-how, brands, computer software and distribution network acquired separately are measured on initial recognition at cost. Further, payments to third parties for in-licensed products generally take the form of upfront and milestones payments and are capitalised since the probability of expected future economic benefits criterion is always considered to be satisfied for separately acquired intangible assets. Subsequent expenditures are capitalised only when they increase the future economic benefits embodied in the specific asset to which they relate.

Intangible assets with infinite useful lives are not amortised, but are tested for impairment annually, either individually or at the cash-generating unit level. The assessment of infinite life is reviewed annually to determine whether the infinite life continues to be supportable. If not, the change in useful life from infinite to finite is made on a prospective basis.

Revenue expenditure pertaining to research is charged to the Statement of profit and loss. Development costs of products are also charged to the Statement of profit and loss in the year it is incurred, unless the product's technological feasibility as well as other related conditions have been established, in which case such expenditures are capitalised. The amount capitalised comprises of expenditure that can be directly attributed or allocated on a reasonable and consistent basis for creating, producing and making the asset ready for its intended use. Property, plant and equipment utilised for research and development are capitalised and depreciated in accordance with the policies stated for Property, plant and equipment.

Expenditure on in-licensed development activities, whereby research findings are applied to a plan or design for the production of new or substantially improved products and processes, is capitalised, if the cost can be reliably measured, the product or process is technically and commercially feasible and the Company has sufficient resources to complete the development and to use and sell the asset.

The management has estimated the economic useful life for the various intangible assets as follows.

Assets	Estimated useful life (Years)
Brands and trademarks	4
Technical know how	4 to 10
Software for internal use	4
Research and Development	7
In Licensing Rights	Over the license period

Gains or losses arising from derecognition of an intangible asset are measured as the difference between the net disposal proceeds and the carrying amount of the asset and are recognised in the statement of profit or loss when the asset is derecognised.

(e) Intangible assets under development

The Company capitalises acquired intangible asset under development in accordance with the accounting policy. In determining the amounts to be capitalised, management makes assumptions regarding the expected future cash generation, discount rates to be applied and the expected period of benefits. The innovative nature of the product gives rise to some uncertainty as to whether the final approval for the products will be obtained.

(f) Borrowings

Borrowing costs that are directly attributable to the acquisition, construction or production of a qualifying asset is capitalised as part of the cost of such assets, up to the date the assets are ready for their intended use. Qualifying assets are assets that necessarily take a substantial period of time to get ready for their intended use or sale. The Group considers the period of 12 months as substantial period for this purpose. All other borrowing costs are recognized as expense in the period in which they are incurred.

(g) Impairment of Assets

Carrying amount of Tangible assets, Intangible assets, Investments in Subsidiaries, Joint Ventures and Associates (which are carried at cost) are tested for impairment whenever events or changes in circumstances indicate that the carrying amount may not be recoverable. An impairment loss is recognised for the amount by which the asset's carrying amount exceeds its recoverable amount. The recoverable amount is the higher of an asset's fair value less costs of disposal and value in use.

In assessing value in use, the estimated future cash flows are discounted to their present value using a pre-tax discount rate that reflects current market assessments of the time value of money and the risks specific to the asset. In determining fair value less costs of disposal, recent market transactions are taken into account. If no such transactions can be identified, an appropriate valuation model is used.

For the purpose of assessing impairment, assets are grouped at the lowest levels for which there are separately identifiable cash inflows which are largely independent of the cash inflows from other assets or Company's assets (cash-generating units). Non-financial assets other than goodwill that suffered an impairment are reviewed for possible reversal of the impairment at the end of each reporting period.

(h) Inventories

Items of inventories are valued at lower of cost or estimated net realisable value as given below.

Raw Materials and Packing Materials	Lower of cost and Net realisable value. However materials and other items held for use in the production of inventories are not written down below cost if the finished products in which they will be incorporated are expected to be sold at or above cost. Cost is determined on First-in-First-out basis.
Work-in-progress and Finished Goods	At lower of cost (material cost net of refundable taxes, labour cost and all manufacturing overheads) and net realisable value.
Stores and Spares	Stores and spare parts are valued at lower of purchase cost computed on First-in-First-out method and net realisable value.
Traded Goods	Traded Goods are valued at lower of purchase cost and net realisable value.

The factors that the Company considers in determining the allowance for slow moving, obsolete and other non-saleable inventory in determining net realisable value include ageing of inventory, estimated shelf life, price changes, introduction of competitive new products and such other related factors.

Cost in case of Raw material and Packing material, Stores and Spare and Traded Goods include purchase cost net of refundable taxes and other overhead incurred in bringing such items of inventory to its present location and condition. But excluding trade discounts, borrowing cost, rebates and other similar items.

Stores and spares are inventories that do not qualify to be recognised as property, plant and equipment and consists of consumables, engineering spares (such as machinery spare parts), which are used in operating machines or consumed as indirect materials in the manufacturing process.

(i) Cash and Cash Equivalents

Cash and cash equivalents include cash in hand, demand deposits in banks and other short-term highly liquid investments with original maturities of three months or less. Bank overdrafts are shown within bank borrowings in current liabilities on the balance sheet.

(j) Provisions, contingent liabilities & contingent assets

Provision

A Provision is recognised if, as a result of a past event, the Company has a present legal or constructive obligation that can be estimated reliably, and it is probable that an outflow of economic benefits will be required to settle the obligation.

Contingent liabilities

A disclosure for a contingent liability is made when there is a possible obligation or a present obligation that may, but probably will not, require an outflow of resources. Where there is a possible obligation or a present obligation in respect of which the likelihood of outflow of resources is remote, no provision or disclosure is made.

Contingent assets

Contingent assets are not recognised in the financial statements. However, contingent assets are assessed continually and if it is virtually certain that an inflow of economic benefits will arise, the asset and related income are recognised in the period in which the change occurs.

(k) Retirement and Other employee benefits**Provident fund**

Retirement benefit in the form of provident fund is a defined contribution scheme. The Company has no obligation, other than the contribution payable to the provident fund. The Company recognizes contribution payable to the provident fund scheme as an expense, when an employee renders the related service.

Gratuity

For defined benefit plans, the cost of providing benefits is determined using the Projected Unit Credit Method, with actuarial valuations being carried out at each balance sheet date.

Remeasurement, comprising actuarial gains and losses, the effect of the changes to the asset ceiling and the return on plan assets (excluding interest), is reflected immediately in the balance sheet with a charge or credit recognised in other comprehensive income in the period in which they occur. Past service cost, both vested and unvested, is recognised as an expense at the earlier of (a) when the plan amendment or curtailment occurs; and (b) when the entity recognises related restructuring costs or termination benefits.

The retirement benefit obligations recognised in the balance sheet represent the present value of the defined benefit obligations reduced by the fair value of scheme asset. Net interest is calculated by applying the discount rate to the net defined benefit liability or asset. The Company provides benefits such as gratuity, pension and provident fund (Company managed fund) to its employees which are treated as defined benefit plans.

Compensated Absences

The Company has a policy on compensated absences which are both accumulating and non-accumulating in nature. The expected cost of accumulating compensated absences is determined by actuarial valuation performed by an independent actuary at each balance sheet date using Projected Unit Credit Method on the additional amount expected to be paid/availed as a result of the unused entitlement that has accumulated at the balance sheet date. Expense on non-accumulating compensated absences is recognized in the period in which the absences occur.

Short-term employee benefits

All employee benefits payable wholly within twelve months of rendering the service are classified as short-term employee benefits. Benefits such as salaries, wages etc. and the expected cost of ex-gratia, bonus and performance incentive are recognised in the period in which the employee renders the related service. A liability is recognised for the amount expected to be paid when there is a present legal or constructive obligation to pay this amount as a result of past service provided by the employee and the obligation can be estimated reliably.

(l) Foreign Currencies**Transactions and Balances:**

- (i) The functional currency of the company is the Indian rupee. These consolidated financial statements are presented in Indian rupees.
- (ii) Transactions denominated in foreign currency are recorded at the exchange rate on the date of transaction where the settlement of such transactions are taking place at a later date. The exchange gain/loss on settlement / negotiation during the year is recognised in the Statement of Profit and Loss. In case of advance payment for purchase of assets/goods/services and advance receipt against sales of products/services, all such purchase/sales transaction are recorded at the rate at which such advances are paid/received.
- (iii) Foreign currency monetary transactions remaining unsettled at the end of the year are converted at year-end rates. The resultant gain or loss is accounted for in the Statement of Profit and Loss.
- (iv) Non Monetary items that are measured at historical cost denominated in foreign currency are translated using exchange rate at the date of transaction.

- (v) The overseas trading offices are non-integral operations and the overseas non trading offices are integral operations and are accounted accordingly.
- (vi) For the purposes of presenting these consolidated financial statements, the assets and liabilities of Group's foreign operations, are translated to the Indian Rupees at exchange rates at the end of each reporting period. The income and expenses of such foreign operations are translated at the average exchange rates for the period. Resulting foreign currency differences are recognized in other comprehensive income / (loss) and presented within equity as part of Foreign Currency Translation Reserve (and attributed to non-controlling interests as appropriate).

(m) Fair Value Measurement

The Company measures financial instruments, such as, derivatives at fair value at each balance sheet date. Fair value is the price that would be received to sell an asset or paid to transfer a liability in an orderly transaction between market participants at the measurement date. The fair value measurement is based on the presumption that the transaction to sell the asset or transfer the liability takes place either:

- In the principal market for the asset or liability, or
- In the absence of a principal market, in the most advantageous market for the asset or liability

The principal or the most advantageous market must be accessible by the Company.

The fair value of an asset or a liability is measured using the assumptions that market participants would use when pricing the asset or liability, assuming that market participants act in their economic best interest.

(n) Financial Instruments

(i) Financial Assets & Financial Liabilities Initial Recognition and Measurement

All financial assets and liabilities are recognised initially at fair value other than Trade Receivables which are initially recognized at transaction value.

In the case of financial assets not recorded at fair value through profit or loss, transaction costs that are attributable to the acquisition of the financial asset is treated as cost of acquisition. Purchases or sales of financial assets that require delivery of assets within a time frame established by regulation or convention in the market place (regular way trades) are recognised on the trade date, i.e., the date that the Company commits to purchase or sell the asset.

Subsequent Measurement

For purposes of subsequent measurement, financial assets are classified in four categories:

- Debt instruments at amortised cost
- Debt instruments at fair value through other comprehensive income (FVTOCI)
- Debt instruments, derivatives and equity instruments at fair value through profit or loss (FVTPL)
- Equity instruments measured at fair value through other comprehensive income (FVTOCI)

Financial liabilities are subsequently carried at amortized cost using the effective interest method, except for contingent consideration recognized in a business combination which is subsequently measured at fair value through profit and loss. For trade and other payables maturing within one year from the Balance Sheet date, the carrying amounts approximate fair value due to the short maturity of these instruments.

Impairment of Financial Assets

The Company assesses on a forward looking basis the expected credit losses associated with its assets carried at amortised cost. The impairment methodology applied depends on whether there has been a significant increase in credit risk. Note 9 details how the entity determines whether there has been a significant increase in credit risk. For trade receivables only, the Company applies the simplified approach permitted by Ind AS 109 Financial Instruments, which requires expected lifetime losses to be recognised from initial recognition of the receivables.

De-recognition of Financial Instruments

A financial asset is de-recognised only when

- The Company has transferred the rights to receive cash flows from the financial asset or
- Retains the contractual rights to receive the cash flows of the financial asset, but assumes a contractual obligation to pay the cash flows to one or more recipients.

Where the entity has transferred an asset, the group evaluates whether it has transferred substantially all risks and rewards of ownership of the financial asset. In such cases, the financial asset is de-recognised. Where the entity has not transferred substantially all risks and rewards of ownership of the financial asset, the financial asset is not de-recognised.

Where the entity has neither transferred a financial asset nor retains substantially all risks and rewards of ownership of the financial asset, the financial asset is de-recognised if the group has not retained control of the financial asset. Where the group retains control of the financial asset, the asset is continued to be recognised to the extent of continuing involvement in the financial asset.

A financial liability (or a part of a financial liability) is de-recognized from the Company's Balance Sheet when the obligation specified in the contract is discharged or cancelled or expires.

(ii) Derivative Financial Instruments and Hedge Accounting Initial Recognition and Subsequent Measurement

The Company uses derivative financial instruments, such as forward currency contracts, interest rate swaps and forward commodity contracts, to hedge its foreign currency risks, interest rate risks and commodity price risks, respectively.

Such derivative financial instruments are initially recognised at fair value on the date on which a derivative contract is entered into and are subsequently re-measured at fair value. Derivatives are carried as financial assets when the fair value is positive and as financial liabilities when the fair value is negative.

The purchase contracts that meet the definition of a derivative under Ind AS 109 are recognised in the Statement of Profit and Loss.

Cash Flow Hedge

The company designates certain foreign exchange forward and options contracts as cash flow hedges to mitigate the risk of foreign exchange exposure on highly probable forecast cash transactions.

When a derivative is designated as a cash flow hedging instrument, the effective portion of changes in the fair value of the derivative is recognized in other comprehensive income and accumulated in the cash flow hedging reserve. Any ineffective portion of changes in the fair value of the derivative is recognized immediately in the net profit in the statement of profit and loss. If the hedging instrument no longer meets the criteria for hedge accounting, then hedge accounting is discontinued prospectively. If the hedging instrument expires or is sold, terminated or exercised, the cumulative gain or loss on the hedging instrument recognized in cash flow hedging reserve till the period the hedge was effective remains in cash flow hedging reserve until the forecasted transaction occurs. The cumulative gain or loss previously recognized in the cash flow hedging reserve is transferred to the net profit in the Statement of Profit and Loss upon the occurrence of the related forecasted transaction. If the forecasted transaction is no longer expected to occur, then the amount accumulated in cash flow hedging reserve is reclassified to net profit in the Statement of Profit and Loss.

(o) Investments:

Investment in LLP

Investment in LLP is carried at Fair Value through OCI (FVTOCI) in the consolidated financial statements.

The Company reviews its carrying value of investments annually. If the recoverable amount is less than its carrying amount, the impairment loss is recorded in the Statement of Profit and Loss.

Investment in Associates and Joint Ventures

Investments in associates and Joint Venture are accounted for using the equity method.

(p) Revenue recognition

- (i) Sale of Products -The Group derives revenues primarily from sale of products and services. Revenue from sale of goods is recognised net of returns, product expiry claims and discounts at the initial transaction price..

Revenue is recognized on satisfaction of performance obligations upon transfer of control of promised products or services to customers in an amount that reflects the consideration the Group expects to receive in exchange for those products or services.

To recognize revenues, the Group applies the following five step approach:

1. Identify the contract with a customer;
2. Identify the performance obligations in the contract;
3. Determine the transaction price;

4. Allocate the transaction price to the performance obligations in the contract; and
5. Recognize revenues when a performance obligation is satisfied.

Performance obligation may be satisfied over time or at a point in time. Performance obligations satisfied over time if any one of the following criteria is met. In such cases, revenue is recognized over time.

1. The customer simultaneously receives and consumes the benefits provided by the Group performance; or
2. The Group performance creates or enhances an asset that the customer controls as the asset is created or enhanced; or
3. The Group performance does not create an asset with an alternative use to the Group and the Group has an enforceable right to payment for performance completed to date.

For performance obligations where one of the above conditions are not met, revenue is recognised at the point in time at which the performance obligation is satisfied.

Where Revenue is recognized over time, the amount of revenue is determined on the basis of contract costs incurred in relation to estimated contract expenses.

Revenue is measured based on the consideration specified in a contract with a customer and excludes amounts collected on behalf of third parties.

The Group presents revenues net of indirect taxes in its statement of profit and loss.

- (ii) Export benefits which are in the nature of neutralisation of duties and taxes are grouped under material costs. Other export incentives are grouped under other operating revenue.
- (iii) Revenue in respect of insurance/other claims, commission, etc. are recognised only when it is reasonably certain that the ultimate collection will be made.
- (iv) For all debt instruments measured either at amortised cost or at fair value through other comprehensive income, interest income is recorded using the effective interest rate (EIR).
- (v) Profit sharing revenues: The Group from time to time enters into marketing arrangements for the sale of its products in certain markets. Under such arrangements the Company recognizes revenue according to its share in the underlying arrangement.
- (vi) Service income is recognised as per the terms of contracts with the customers when the related services are performed as per the stage of completion or on the achievement of agreed milestones and are net of indirect taxes, wherever applicable.
- (vii) Interest income from a financial asset is recognised when it is probable that the economic benefits will flow to the Company and the amount of income can be measured reliably.

(q) Taxes

Tax expenses comprise Current Tax and Deferred Tax:

(i) Current Tax:

The income tax expense or credit for the period is the tax payable on the current period's taxable income based on the applicable income tax rate for each jurisdiction adjusted by changes in deferred tax assets and liabilities attributable to temporary differences and to unused tax losses. The current income tax charge is calculated on the basis of the tax laws enacted or substantively enacted at the end of the reporting period in the countries where the company and its subsidiaries and associates operate and generate taxable income. Management periodically evaluates positions taken in tax returns with respect to situations in which applicable tax regulation is subject to interpretation. It establishes provisions where appropriate on the basis of amounts expected to be paid to the tax authorities.

(ii) Deferred Tax:

Deferred income tax is provided in full, using the liability method, on temporary differences arising between the tax bases of assets and liabilities and their carrying amounts in the consolidated financial statements. However, deferred tax liabilities are not recognised if they arise from the initial recognition of goodwill. Deferred income tax is also not accounted for if it arises from initial recognition of an asset or liability in a transaction other than a business combination that at the time of the transaction affects neither accounting profit nor taxable profit (tax loss). Deferred income tax is determined using tax rates (and laws) that have been enacted or substantially enacted by the end of the reporting period and are expected to apply when the related deferred income tax asset is realised or the deferred income tax

liability is settled. Deferred tax assets are recognised for all deductible temporary differences and unused tax losses only if it is probable that future taxable amounts will be available to utilise those temporary differences and losses. Current and deferred tax is recognised in profit or loss, except to the extent that it relates to items recognised in other comprehensive income or directly in equity. In this case, the tax is also recognised in other comprehensive income or directly in equity, respectively.

(r) Leases

Company as a lessee

The group assesses at contract inception whether a contract is, or contains, a lease. That is, if the contract conveys the right to control the use of an identified asset for a period of time in exchange for consideration. To assess whether a contract conveys the right to control the use of an identified asset, the Company assesses whether: (i) the contract involves the use of an identified asset (ii) the Company has substantially all of the economic benefits from use of the asset through the period of the lease and (iii) the Company has the right to direct the use of the asset.

The group applies a single recognition and measurement approach for all leases, except for short-term leases and leases of low-value assets. For these short-term leases, the Company recognizes the lease payments as an operating expense on a straight-line basis over the term of the lease. The Company recognises lease liabilities to make lease payments and right-of-use assets representing the right to use the underlying assets as below.

Right-of-use assets

The group recognises right-of-use assets at the commencement date of the lease (i.e., the date the underlying asset is available for use). Right-of-use assets are measured at cost, less any accumulated depreciation and impairment losses, and adjusted for any remeasurement of lease liabilities. The cost of right-of-use assets includes the amount of lease liabilities recognised, initial direct costs incurred, and lease payments made at or before the commencement date less any lease incentives received. Right-of-use assets are depreciated on a straight-line basis over the shorter of the lease term and the estimated useful lives of the assets.

If ownership of the leased asset transfers to the Group at the end of the lease term or the cost reflects the exercise of a purchase option, depreciation is calculated using the estimated useful life of the asset.

Lease Liabilities

The lease liability is initially measured at amortized cost at the present value of the future lease payments. The lease payments are discounted using the interest rate implicit in the lease or, if not readily determinable, using the incremental borrowing rate. After the commencement date, the amount of lease liabilities is increased to reflect the accretion of interest and reduced for the lease payments made. Lease liabilities are remeasured with a corresponding adjustment to the related ROU asset.

Lease liabilities and ROU assets have been separately presented in the Balance Sheet and lease payments have been classified as financing cash flows.

Company as Lessor

Leases in which the group does not transfer substantially all the risks and rewards of ownership of an asset is classified as an operating lease. Assets subject to operating leases are included in the property, plant and equipment. Rental income on an operating lease is recognized in the Statement of Profit and Loss on a straight-line basis over the lease term. Costs, including depreciation, are recognized as an expense in the Statement of Profit and Loss.

(s) Non-current assets held for sale

Non-current assets are classified as 'held for sale' when all of the following criteria are met:

- a. decision has been made to sell;
- b. the assets are available for immediate sale in its present condition;
- c. the assets are being actively marketed; and
- d. sale has been agreed or is expected to be concluded within 12 months of the Balance Sheet date.

Subsequently, such non-current assets classified as held for sale are measured at the lower of its carrying value and fair value less costs to sell. Non-current assets held for sale are not depreciated or amortised. Any decrease in fair value of asset (less cost of sale) is recognised through profit and loss as impairment loss. Any subsequent increase in fair value of asset to the extent of previously recognised impairment loss is recognised as gain and any gain exceeding this impairment loss is recognised on the date of de-recognition.

(t) Earnings Per Share

Earnings per share is calculated by dividing the net profit or loss before OCI for the year by the weighted average number of equity shares outstanding during the period. For the purpose of calculating diluted earnings per share, the net profit or loss before OCI for the period attributable to equity shareholders and the weighted average number of shares outstanding during the period are adjusted for the effects of all dilutive potential equity shares.

(u) Dividend Distribution

Dividend distribution to the Holding Company's equity holders is recognized as a liability in the Holding Company's annual accounts in the year in which the dividends are approved by the Company's equity holders.

(v) Share-based payment transactions

Employees Stock Options Plans ("ESOPs"): The grant date fair value of options granted to employees is recognized as an employee expense, with a corresponding increase in equity, over the period that the employees become unconditionally entitled to the options. The expense is recorded for each separately vesting portion of the award as if the award was, in substance, multiple awards. The increase in equity recognized in connection with share based payment transaction is presented as a separate component in equity under "Employee Stock Options Outstanding reserve". The amount recognized as an expense is adjusted to reflect the actual number of stock options that vest.

(w) Business combinations

Business combinations are accounted for using the acquisition method. The cost of an acquisition is measured as the aggregate of the consideration transferred, measured at acquisition date fair value and the amount of any non-controlling interest in the acquiree. For each business combination, the Company elects whether it measures the non-controlling interest in the acquiree either at fair value or at the proportionate share of the acquiree's identifiable net assets. Acquisition costs which are administrative in nature are expensed out. After initial recognition, goodwill is measured at cost less any accumulated impairment losses. For the purpose of impairment testing, goodwill acquired in a business combination is, from the acquisition date, allocated to each of the Company's cash-generating units that are expected to benefit from the combination, irrespective of whether other assets or liabilities of the acquiree are assigned to those units. Where goodwill forms part of a cash-generating unit and part of the operation within that unit is disposed of, the goodwill associated with the operation disposed off is included in the carrying amount of the operation when determining the gain or loss on disposal of the operation. Goodwill disposed off in this circumstance is measured based on the relative values of the operation disposed off and the portion of the cash-generating unit retained.

Common control business combinations include transactions, such as transfer of subsidiaries or businesses, between entities within a Group. Business combinations involving entities or businesses under common control are accounted for using the pooling of interests method. Under pooling of interest method, the assets and liabilities of the combining entities are reflected at their carrying amounts, the only adjustments that are made are to harmonise accounting policies. The financial information in the consolidated financial statements in respect of prior periods are restated as if the business combination had occurred from the beginning of the preceding period in the consolidated financial statements, irrespective of the actual date of the combination. However, if business combination had occurred after that date, the prior period information is restated only from that date. The difference, if any, between the amount recorded as share capital issued plus any additional consideration in the form of cash or other assets and the amount of share capital of the transferor is transferred to capital reserve and presented separately from other capital reserves with disclosure of its nature and purpose in the notes.

(x) Government Grants

Government grants are recognised when there is reasonable assurance that the grant will be received and all attached conditions will be complied with. When the grant relates to an expense item, it is recognised in the Statement of Profit and Loss on a systematic basis over the periods in which the Company recognizes as expenses the related costs for which the grants are intended to compensate.

The above criteria is also used for recognition of incentives under various schemes notified by the Government. Government grants relating to the purchase of property, plant and equipment are reduced from the cost of the assets.

(y) Exceptional Items

An item of income or expense which by its size, type or incidence requires disclosure in order to improve an understanding of the performance of the Company is treated as an exceptional item and the same is disclosed in financial statement of profit and loss and in the notes forming part of the financial statements.

(z) Recent pronouncements

1. In May 2025, MCA notified amendments to Ind AS 21 - The Effects of Changes in Foreign Exchange Rates, applicable w.e.f. April 1, 2025. The Group has reviewed the amendment and based on its evaluation has determined that it does not have any significant impact in its financial statements.
2. In August 2025, MCA notified the following amendments to:
 - A. Ind AS 1, Presentation of Financial Statements, applicable w.e.f. April 1, 2025 – The amendment relates to classification of liabilities as current or non-current and non-current liabilities with covenants. In the context of classifying a liability as current, it removes the requirement of existence of a right to defer settlement for at least 12 months after the reporting date and instead requires that the said right should exist on the reporting date and have substance. The amendment also introduces guidance on classification of liabilities with covenants. The Group has no impact of these amendments in its classification criteria of current and non-current liabilities.
 - B. Ind AS 7, Statement of Cash Flows and Ind AS 107, Financial Instruments: Disclosures, applicable w.e.f. April 1, 2025 – The amendment in Ind AS 7 requires to inform users of financial statements of the existence of supplier finance arrangements and explain the nature of the arrangements, the carrying amount of liabilities and the range of payment due dates. Ind AS 107 has been amended to add supplier finance arrangements as a factor that may cause concentration of liquidity risk. The Group has no impact of these amendments in its classification criteria of current and non-current liabilities.
 - C. Ind AS 12, International Tax Reform – Pillar Two Model Rules applicable immediately – The amendments provide a temporary mandatory relief from deferred tax accounting for top-up tax and disclose that they have applied the relief. This relief is immediate and applies retrospectively. The Group has no impact of these amendments in its Financial Statements.

Notes to Consolidated Financial Statements as at and for the year ended March 31, 2026
3 Property, Plant & Equipment

Particulars	(₹ Crores)											
	Freehold Land	Leasehold Land	Land Development Charges	Building	Plant & equipment	Office & other equipment	Effluent treatment plant	Furniture & Fixture	Vehicles	Lease Hold Improvement	Biological Assets-Bearer plants	Total
Gross Block												
As on April 01, 2024	519.24	123.23	3.37	1,356.92	4,057.79	49.68	133.70	95.83	35.43	1.23	0.33	6,376.75
Additions	23.39	1.92	0.66	100.52	320.57	4.99	4.92	7.56	7.70	0.06	0.20	472.49
Disposals/Adjustments	0.16	-	-	1.74	(15.70)	(0.57)	(0.50)	(1.19)	(1.09)	(0.01)	-	(17.16)
Reclassified to assets held for Sale	(344.05)	(16.37)	-	(15.99)	(28.18)	(0.92)	(0.23)	(1.11)	-	-	-	(406.85)
As on March 31, 2025	198.74	108.78	4.03	1,443.19	4,334.48	53.18	137.89	101.09	42.04	1.28	0.53	6,425.23
Additions	9.45	-	-	132.52	553.67	6.01	18.92	8.13	3.98	0.43	0.01	733.12
Disposals/Adjustments (Refer note no.(iv) below)	0.91	(1.96)	-	(17.21)	(59.09)	(1.14)	(4.16)	(1.28)	(1.99)	0.01	-	(85.91)
As on March 31, 2026	209.10	106.82	4.03	1,558.50	4,829.06	58.05	152.65	107.94	44.03	1.72	0.54	7,072.44
Accumulated Depreciation/Amortisation												
As on April 01, 2024	-	20.63	0.91	312.43	1,737.55	37.69	61.61	62.37	19.87	0.34	0.05	2,253.45
Charge for the year	-	3.78	1.17	49.40	278.94	4.43	7.99	6.68	3.85	0.37	0.12	356.73
Disposals/Adjustments	-	-	-	1.85	(11.95)	(0.22)	(0.31)	(1.07)	(0.96)	-	-	(12.66)
Reclassified to assets held for Sale	-	(2.36)	-	(6.17)	(12.63)	(0.82)	(0.07)	(0.73)	-	-	-	(22.78)
As on March 31, 2025	-	22.05	2.08	357.51	1,991.91	41.08	69.22	67.25	22.76	0.71	0.17	2,574.74
Charge for the year	-	3.55	1.34	52.28	294.06	4.68	8.73	5.61	4.65	0.08	0.13	375.11
Disposals/Adjustments	-	(0.09)	-	(11.93)	(39.18)	(1.04)	(2.67)	(1.08)	(1.70)	-	(0.01)	(57.70)
As on March 31, 2026	-	25.51	3.42	397.86	2,246.79	44.72	75.28	71.78	25.71	0.79	0.29	2,892.15
Net Block as on March 31, 2025	198.74	86.73	1.95	1,085.68	2,342.57	12.10	68.67	33.84	19.28	0.57	0.36	3,850.49
Net Block as on March 31, 2026	209.10	81.31	0.61	1,160.64	2,582.27	13.33	77.37	36.16	18.32	0.93	0.25	4,180.29

Notes:

- Buildings include cost of shares in Co-operative societies.
- Out of total depreciation above, ₹ 0.61 crores (P.Y. ₹ 0.75 crores) is capitalised to Capital work-in-progress.
- During the year ended March 31, 2026, the Company capitalised interest cost of ₹ 4.69 crores (P.Y. ₹ 9.72 crores) with respect to qualifying assets. The average rate for capitalisation of interest cost for the year ended March 31, 2026 ranges between 5.07% to 6.50%.
- Government grants related to assets are deducted from the cost of the respective items of Property, Plant and Equipment. During the year, Madhya Pradesh Industrial Development Corporation (MPIDC) has sanctioned Investment Promotion Assistance (IPA) under the Investment Promotion Assistance Scheme. The Company is eligible to receive IPA annually for the next seven years based on satisfaction of certain criteria. MPIDC has sanctioned an amount of ₹ 8.61 crores under the scheme for the period from April 01, 2024 to March 31, 2025 which has since been received. Accordingly the Company has proportionately credited the amount over the assets at Dewas location. The Company will continue to account this each year based on sanctioned IPA.
- The total addition in R&D is included under the respective categories of Gross Block within Property, plant & equipment as mentioned below:

Particulars	(₹ Crores)	
	For the year ended March 31, 2026	For the year ended March 31, 2025
R&D Building	0.73	2.77
R&D Equipment	34.32	28.15
Office Equipment	0.03	0.01
R&D Furniture	0.33	0.99
Capital work-in-progress	0.68	2.03
Total	36.09	33.95

IPCA LABORATORIES LIMITED CIN L24239MH1949PLC007837

Notes to Consolidated Financial Statements as at and for the year ended March 31, 2026

(vi) The above includes the Company's investments in renewable source of energy for captive consumption. The details are as under :

(₹ Crores)

Particulars	Freehold Land	Building	Equipment	Total
Gross Block				
As on April 01, 2024	10.13	3.54	147.87	161.54
Additions	-	-	-	-
Disposals/Adjustments	(0.04)	-	(0.06)	(0.10)
As on March 31, 2025	10.09	3.54	147.81	161.44
Additions	0.82	-	0.05	0.87
Disposals/Adjustments	-	-	(1.76)	(1.76)
As on March 31, 2026	10.91	3.54	146.10	160.55
Accumulated Depreciation/ Amortization				
As on April 01, 2024	-	0.13	10.60	10.73
Charge for the year	-	0.13	6.38	6.51
Disposals/Adjustments	-	-	-	-
As on March 31, 2025	-	0.26	16.98	17.24
Charge for the year	-	0.12	6.16	6.28
Disposals/Adjustments	-	-	-	-
As on March 31, 2026	-	0.38	23.14	23.52
Net Block as on March 31, 2025	10.09	3.28	130.83	144.20
Net Block as on March 31, 2026	10.91	3.16	122.96	137.03

(vii) Additional disclosure in view of amendments to the Schedule III to the Companies Act, 2013 vide Notification dated March 24, 2021:

- The title deeds of the immovable properties are held in the name of the Company as at March 31, 2026.
- Title deeds of Immovable Properties not held in name of the Company as on March 31, 2025.

(₹ Crores)

Particulars	Description of item of property	Gross carrying value	Title deeds held in the name of	Whether title deed holder is a promoter, director or relative of promoter/director or employee of promoter/director	Property held since which date	Reason for not being held in the name of the company
Property, plant & equipment	Leasehold Land	0.09	Tonira Exports Limited	No	Appointed date as per NCLT order 01.04.2022	Acquisition on Business Combination vide NCLT order. The name was subsequently transferred on May 8, 2025
	Buildings	0.05				

Notes to Consolidated Financial Statements as at and for the year ended March 31, 2026
3A Capital Work-in-Progress (CWIP)

(i) Movement in capital work-in-progress (CWIP) is as under :

(₹ Crores)

Sr. No.	Particulars	Opening balance	Addition during the year	Capitalized during the year	Sold during the year	Expensed/ (Reversed) out during the year	Closing balance
1	For the year 2025-26	616.17	867.82	(721.28)	(0.75)	(0.37)	761.59
2	For the year 2024-25	323.59	776.48	(484.63)	-	0.73	616.17

(ii) Capital Work-in-Progress (CWIP) as on 31.03.2026, ageing schedule is as under:

(₹ Crores)

Sr. No.	CWIP	Amount in CWIP for a period of				Total
		Less than 1 year	1-2 years	2-3 years	More than 3 years	
1	Projects in progress	529.75	181.28	32.85	17.11	760.99
2	Projects temporarily suspended	-	0.40	0.17	0.03	0.60
	Total	529.75	181.68	33.02	17.14	761.59

Closing CWIP as at 31st March 2026, mainly includes manufacturing facility at Pithampur (Phase II) which is expected to capitalize in next year.

(iii) Completion Schedule in respect of Capital Work-in-Progress (CWIP) as on 31.03.2026, whose completion is overdue or has exceeded its cost compared to its original plan is as under:

(₹ Crores)

Sr. No.	CWIP Project details	To be completed in				Total
		Less than 1 year	1-2 years	2-3 years	More than 3 years	
1	Projects in progress:					
i)	Individual project costing less than ₹10 crores at various manufacturing locations.	9.32	-	-	-	9.32
ii)	Green Field Projects -Dewas-II	230.74	-	-	-	230.74
iii)	New Continuous Process Plant Facility at Wardha	40.25	-	-	-	40.25
iv)	Block-III New Multiproducts API Manufacturing Facility at Dewas-I	79.71	-	-	-	79.71
v)	Expansion of Formulation Facility at Pithampur SEZ.	19.69	-	-	-	19.69
vi)	Pithampur Phase II Expansion	89.33	-	-	-	89.33
vii)	Sterile Injectable and Liquid Orals*	-	208.64	-	-	208.64
	Total	469.04	208.64	-	-	677.68
2	Projects temporarily suspended:					
i)	Various small projects	0.60	-	-	-	0.60
	Total	469.64	208.64	-	-	678.28

*In respect of Pisgah Laboratories Inc, a hundred percent step down subsidiary situated in the United States, which is setting up a manufacturing facility is expected to be ready for its intended use by October, 2026 and commercialization of its operations by September, 2027.

IPCA LABORATORIES LIMITED CIN L24239MH1949PLC007837
Notes to Consolidated Financial Statements as at and for the year ended March 31, 2026

(iv) Capital Work-in-Progress (CWIP) as on 31.03.2025, ageing schedule is as under:

(₹ Crores)

Sr. No.	CWIP	Amount in CWIP for a period of				Total
		Less than 1 year	1-2 years	2-3 years	More than 3 years	
1	Projects in progress	455.62	116.47	25.45	17.98	615.52
2	Projects temporarily suspended	0.20	0.41	0.04	-	0.65
	Total	455.82	116.88	25.49	17.98	616.17

During the current year, the Group has completed the capacity expansion (Phase I) at Pithampur. Closing CWIP as at 31st March, 2025, mainly includes manufacturing facility at Pithampur (Phase II) which is expected to capitalize in next year.

(v) Completion Schedule in respect of Capital Work-in-Progress (CWIP) as on 31.03.2025, whose completion is overdue or has exceeded its cost compared to its original plan is as under:

(₹ Crores)

Sr. No.	CWIP Project details	To be completed in				Total
		Less than 1 year	1-2 years	2-3 years	More than 3 years	
1	Projects in progress:					
i)	Biosimilar Manufacturing facility	184.83	-	-	-	184.83
ii)	New Manufacturing facility	-	-	-	34.19	34.19
iii)	Individual project costing less than ₹ 10 Crores at various manufacturing locations.	5.13	1.50	-	0.25	6.88
iv)	Green Field Projects ,Wardha	133.00	-	-	-	133.00
v)	Continuous Coater Machine	19.13	-	-	-	19.13
vi)	Sterile Injectable and Liquid Orals	101.45	-	-	-	101.45
	Total	443.54	1.50	-	34.44	479.48
2	Projects temporarily suspended:					
i)	Various small projects	0.65	-	-	-	0.65
	Total	444.19	1.50	-	34.44	480.13

3B Goodwill on Consolidation

The Goodwill represents the excess of the consideration paid over the fair value of assets and liabilities of subsidiaries. This Goodwill is being tested for impairment at each balance sheet date.

(₹ Crores)

Particulars	Amount
Gross Block	
As on April 01, 2024	82.81
Additions	-
Disposals/Adjustments	-
As on March 31, 2025	82.81
Additions	-
Disposals/Adjustments	-
As on March 31, 2026	82.81
Accumulated Impairment	
As on April 01, 2024	-
Charge for the year	-
Disposals/Adjustments	-
As on March 31, 2025	-
Charge for the year	-
Disposals/Adjustments	-
As on March 31, 2026	-
Net Block as on March 31, 2025	82.81
Net Block as on March 31, 2026	82.81

Notes to Consolidated Financial Statements as at and for the year ended March 31, 2026
3C Goodwill on Acquisition

The Goodwill represents the excess of the consideration paid over the fair value of assets and liabilities of industrial undertaking situated at Mahad and Chh. Sambhaji Nagar Unit-II. This Goodwill is being tested for impairment at each balance sheet date.

(₹ Crores)

Particulars	Amount
Gross Block	
As on April 01, 2024	7.77
Additions	-
Disposals/Adjustments	-
As on March 31, 2025	7.77
Additions	-
Disposals/Adjustments	-
As on March 31, 2026	7.77
Accumulated Impairment	
As on April 01, 2024	-
Charge for the year	-
Disposals/Adjustments	-
As on March 31, 2025	-
Charge for the year	-
Disposals/Adjustments	7.77
As on March 31, 2026	7.77
Net Block as on March 31, 2025	7.77
Net Block as on March 31, 2026	-

Note : During the year the Company reviewed the carrying value of the goodwill for the impairment purposes. Basis the assessment, the plans for the units, the utility of the initial acquisition and the time elapse the Company has impaired the carrying value of goodwill.

3D Other Intangible Assets
(₹ Crores)

Particulars	Software	Brand/ Trade Mark	Know-How	In Licensing Rights	Product Related Intangible	Total
Gross Block						
As on April 01, 2024	65.44	68.84	62.35	-	123.87	320.50
Additions	7.48	-	-	13.00	-	20.48
Disposals/Adjustments	(2.52)	-	1.23	-	(94.48)	(95.77)
Reclassified to assets held for Sale	-	-	-	-	(7.01)	(7.01)
As on March 31, 2025	70.40	68.84	63.58	13.00	22.38	238.20
Additions	19.45	-	-	-	-	19.45
Disposals/Adjustments	(5.68)	-	5.54	-	(6.68)	(6.82)
Reclassified to assets held for Sale	-	-	-	-	-	-
As on March 31, 2026	84.17	68.84	69.12	13.00	15.70	250.83
Accumulated Depreciation/Amortization						
As on April 01, 2024	52.99	8.43	58.65	-	77.13	197.20
Charge for the year	6.48	-	0.73	1.53	11.23	19.97
Impairment for the year	-	-	-	-	26.99	26.99
Disposals/Adjustments	(2.51)	-	1.16	-	(104.66)	(106.01)
Reclassified to assets held for Sale	-	-	-	-	(7.01)	(7.01)
As on March 31, 2025	56.96	8.43	60.54	1.53	3.68	131.14
Charge for the year	8.45	-	0.76	2.29	6.57	18.07
Disposals/Adjustments	(5.12)	-	5.35	-	(1.88)	(1.65)
As on March 31, 2026	60.29	8.43	66.65	3.82	8.37	147.56
Net Block as on March 31, 2025	13.44	60.41	3.04	11.47	18.70	107.06
Net Block as on March 31, 2026	23.88	60.41	2.47	9.18	7.33	103.27

Notes:

- i) The above additions to Software Intangible assets during the year includes ₹ 7.48 crores (PY. ₹ 3.45 crores) used for research and development.

IPCA LABORATORIES LIMITED CIN L24239MH1949PLC007837
Notes to Consolidated Financial Statements as at and for the year ended March 31, 2026

ii) Range of remaining period of amortisation as at March 31, 2026 of Intangible assets is as below :

(₹ Crores)

Assets	Range of remaining period of amortisation				Net Block
	< 5 years	5-10 years	>10 years	Perpetual	
Software	23.88	-	-	-	23.88
Brand/Trade Mark	0.41	-	-	60.00	60.41
Know-How	2.47	-	-	-	2.47
In Licensing Rights	9.18	-	-	-	9.18
Product Related Intangible	7.33	-	-	-	7.33
Total	43.27	-	-	60.00	103.27

iii) Range of remaining period of amortization as at March 31,2025 of Intangible assets is as below :

(₹ Crores)

Assets	Range of remaining period of amortisation				Net Block
	< 5 years	5-10 years	>10 years	Perpetual	
Software	13.44	-	-	-	13.44
Brand/Trade Mark	0.41	-	-	60.00	60.41
Know-How	3.04	-	-	-	3.04
In Licensing Rights	-	11.47	-	-	11.47
Product Related Intangible	18.70	-	-	-	18.70
Total	35.59	11.47	-	60.00	107.06

3E Intangible assets under development

(i) Movement in intangible assets under development is as under:

(₹ Crores)

Sr. No.	Particulars	Opening balance	Addition during the year	Capitalized during the year	Expensed/ (Reversed) out during the year	Closing balance
1	For the year 2025-26	5.60	25.34	(19.44)	-	11.50
2	For the year 2024-25	19.30	17.47	(30.17)	(1.00)	5.60

(ii) Intangible assets under development as on 31.03.2026, ageing schedule is as under:

(₹ Crores)

Intangible assets under development	Amount in CWIP for a period of				Total
	Less than 1 year	1-2 years	2-3 years	More than 3 years	
Projects in progress	10.26	1.24	-	-	11.50
Projects temporarily suspended	-	-	-	-	-
Total	10.26	1.24	-	-	11.50

(iii) Completion Schedule in respect of Intangible assets under development as on 31.03.2026, whose completion is overdue or has exceeded its cost compared to its original plan is as under:

(₹ Crores)

Intangible assets under development	To be completed in				Total
	Less than 1 year	1-2 years	2-3 years	More than 3 years	
Projects: Individual project costing less than ₹ 10 Crores at various manufacturing locations	0.77	-	-	-	0.77
Projects temporarily suspended	-	-	-	-	-
Total	0.77	-	-	-	0.77

Notes to Consolidated Financial Statements as at and for the year ended March 31, 2026

(iv) Intangible assets under development as on 31.03.2025, ageing schedule is as under:

(₹ Crores)

Intangible assets under development	Amount in CWIP for a period of				Total
	Less than 1 year	1-2 years	2-3 years	More than 3 years	
Projects in progress	5.57	0.03	-	-	5.60
Projects temporarily suspended	-	-	-	-	-
Total	5.57	0.03	-	-	5.60

(v) Completion schedule in respect of Intangible assets under development as on 31.03.2025, whose completion is overdue or has exceeded its cost compared to its original plan is as under :-

(₹ Crores)

Intangible assets under development	To be completed in				Total
	Less than 1 year	1-2 years	2-3 years	More than 3 years	
Biosimilar Manufacturing Facility	2.64	-	-	-	2.64
Green Field Projects	1.41	-	-	-	1.41
Projects: Individual project costing less than ₹ 10 Crores at various manufacturing locations	0.02	-	-	-	0.02
Projects temporarily suspended	-	-	-	-	-
Total	4.07	-	-	-	4.07

4 Financial Assets - Investments

(₹ Crores)

Sr. No.	Particulars	As at March 31, 2026	As at March 31, 2025
4A	Investments in Joint Ventures / Associates (Equity Method)		
1	Equity instrument in Joint Venture	215.57	214.76
2	Equity instrument in Associates	(27.09)	(18.89)
3	Provision for diminution in the value of Investments	(4.87)	(4.87)
	Total	183.61	191.00
4B	Other Non-Current Investments		
1	Investment in preference shares in Associates	130.00	130.00
2	Investment in Equity (At FVTPL)	0.02	0.06
3	Investment in LLP (At FVTOCI)	26.51	25.26
4	Provision for diminution in the value of Investments	(130.00)	(130.00)
	Total	26.53	25.32
4C	Current Investments (At FVTPL)		
	Investment in Mutual fund	633.42	763.39
	Total	633.42	763.39

IPCA LABORATORIES LIMITED CIN L24239MH1949PLC007837

Notes to Consolidated Financial Statements as at and for the year ended March 31, 2026

4A Investments in Joint Ventures / Associates (Equity Method)

Sr. No.	Name of the Body Corporate	Relationship	Face Value	Extent of Holding (%) No. of shares		(` Crores)	
				As at March 31, 2026	As at March 31, 2025	As at March 31, 2026	As at March 31, 2025
Non-Current Investment							
1	Equity instrument in Joint Venture						
i)	Avik Pharmaceutical Ltd. - Unquoted	Joint Venture	₹100	50.00%	50.00%	27.34	22.36
				5,44,000	5,44,000		
ii)	Lyka Labs Ltd. - Quoted	Joint Venture	₹10	40.98%	40.98%	188.23	192.40
				1,46,24,923	1,46,24,923		
	Total					215.57	214.76
2	Equity instrument in Associates						
i)	Krebs Biochemicals & Industries Ltd.- Quoted	Associate	₹10	49.65%	49.65%	(31.96)	(23.76)
				1,07,05,195	1,07,05,195		
ii)	CCPL Software Pvt. Ltd. - Unquoted	Associate	₹100	28.95%	28.95%	-	-
				55,000	55,000		
iii)	Synchron Research Services Private Limited - Unquoted	Associate	₹10	16.91%	16.91%	4.87	4.87
				2,08,333	2,08,333		
	Total					(27.09)	(18.89)

3 Provision for diminution in the value of Investments

(` Crores)

Sr. No.	Name of the Body Corporate	Relationship	As at March 31, 2026	As at March 31, 2025
	Equity instrument			
i)	Synchron Research Services Private Limited - Unquoted	Associate	(4.87)	(4.87)
	Total		(4.87)	(4.87)
	Total Investments in Joint Ventures/Associates (Equity Method)		183.61	191.00

4B Other Non-Current Investments

Sr. No.	Name of the Body Corporate	Relationship	Face Value	Extent of Holding (%) No. of shares		(` Crores)	
				As at March 31, 2026	As at March 31, 2025	As at March 31, 2026	As at March 31, 2025
1	Investment in preference shares in Associates						
i)	Krebs Biochemicals & Industries Ltd.- Unquoted (9% Non convertible, Redeemable & Non Cumulative Preference shares)	Associate	₹100	100.00%	100.00%	130.00	130.00
				1,30,00,000	1,30,00,000		
	Total					130.00	130.00
2	Investments at fair value through P&L (fully paid) Unquoted equity shares						
i)	Gujarat Industrial Co-Op Bank Ltd.	Others	₹50	-	140	-	-
ii)	Narmada Clean Tech	Others	₹10	-	35,000	-	0.04
iii)	BEIL Infrastructure Ltd. #	Others	₹10	-	1,134	-	-
iv)	Shivalik Solid Waste Management Limited (* includes 2,500 bonus shares)	Others	₹10	*22,500	*22,500	0.02	0.02
	Total					0.02	0.06

Value of shares ₹ 11,340/-

The fair value of these investments are not determinable and are not material to these financial statements.

Notes to Consolidated Financial Statements as at and for the year ended March 31, 2026

3 Investments at fair value through OCI (Unquoted)

(₹ Crores)

Particulars		As at March 31, 2026	As at March 31, 2025
i)	Investment in ABCD Technologies LLP (refer note below)	26.51	25.26
Total		26.51	25.26

Note: Investment in ABCD Technologies LLP :

During the year 2021-22, the Holding Company has made a strategic investment of ₹ 25.00 crores in ABCD Technologies LLP. ABCD Technologies LLP through its investment entities, engage in the objective of digitizing health care infrastructure in India. The investment is accounted as Fair Value through other comprehensive income (FVTOCI) as per Company's election in accordance with Ind AS 109-Financial Instruments. The Company has further invested ₹ 6.25 crores in FY 24-25. The Company has a 3.97% (March 31, 2025: 4.27%) share of profit/loss and voting rights.

During the year based on valuation report of the registered valuer the Company has accounted for fair valuation changes i.e., Gain/ (loss) through Other Comprehensive Income amounting to ₹ 1.25 crores (March 31, 2025 : ₹ 0.44 Crores).

4 Provision for diminution in the value of Investments

(₹ Crores)

Sr. No.	Name of the Body Corporate	Relationship	As at March 31, 2026	As at March 31, 2025
Preference Shares				
i)	Krebs Biochemicals & Industries Ltd.	Associate	(130.00)	(130.00)
Total			(130.00)	(130.00)
Total Other Non-Current Investments			26.53	25.32

Note:

The Company, on a prudent basis, has made full provision by impairing additional amount of ₹ 118.90 Crores towards exposure in the preference capital investment of Krebs Biochemicals and Industries Limited, an associate company, whose one of the two manufacturing facility has been shut down in the last quarter of the FY 2024-25 on account of environment issues, even while it continues to support the revival of the facility as the single largest shareholder.

Aggregate value of investments

(₹ Crores)

Particulars	As at March 31, 2026	As at March 31, 2025
Aggregate book value of quoted investments - Non Current	156.27	168.64
Aggregate market value of quoted investments - Non Current	108.26	219.14
Aggregate book value of unquoted investments - Non Current	188.74	182.55

5 Value in use of investment in Lyka Labs Ltd.

The Company has assessed the carrying value of its investment in Lyka Labs Ltd. pursuant to the fall in the market price of this investment as at March 31, 2026. This investment has business synergy with the Company. This synergy is not captured in the standalone market capitalization of this investment. The Management carried out assessment of the value in use of the acquisition of this entity using projected cash flows from business synergy and determined that the benefits to the Company by virtue of this acquisition in terms of the long term benefits to the business of the Company outweighs the fall in the market value of this investment. There has been considerable rise in the market price as on the date of the signing of the balance sheet. Considering the above, the Management determined that the fall in market price is temporary in nature and the value in use of the investment does not warrant any impairment provision in the carrying value of investments.

IPCA LABORATORIES LIMITED CIN L24239MH1949PLC007837

Notes to Consolidated Financial Statements as at and for the year ended March 31, 2026

6 Disclosure required under Schedule III on utilization of borrowed funds and share premium:

- a) No funds have been advanced or loaned or invested (either from borrowed funds or share premium or any other sources or kind of funds) by the Group to or in any other persons or entities, including foreign entities ("Intermediaries"), with the understanding, whether recorded in writing or otherwise, that the Intermediary shall, whether, directly or indirectly lend or invest in other persons or entities identified in any manner whatsoever by or on behalf of the Group ("Ultimate Beneficiaries") or provide any guarantee, security or the like on behalf of the Ultimate Beneficiaries.
- b) The Group has not received any fund from any person(s) or entity(ies), including foreign entities ("Funding party") with the understanding (whether recorded in writing or otherwise) that the Group shall directly or indirectly lend or invest in other persons or entities identified in any manner whatsoever by or on behalf of the Funding party (ultimate beneficiaries); or provide any guarantee, security or the like on behalf of the ultimate beneficiaries.

Note: Inter group transactions that have been eliminated has not been presented in this Consolidated Financial Statement.

4C Current Investments

Name of the Mutual Fund Scheme	No. of Units		₹ Crores	
	As at March 31, 2026	As at March 31, 2025	As at March 31, 2026	As at March 31, 2025
Quoted investments				
Investments at fair value through P&L (fully paid)				
Investments in Mutual Fund				
ABSL Crisil-IBX Financial Services 3 to 6 months Debt Index Fund - Direct - Growth	-	3,61,51,000	-	36.98
ABSL Crisil-IBX Financial Services 9-12 Months Debt Index Fund - Direct - Growth	66,49,276	2,25,98,870	7.12	22.68
Aditya Birla Sun Life Debt Index Fund - Direct - Growth	93,20,154	96,16,414	10.17	9.84
Aditya Birla Sun Life Liquid Fund- Regular - Growth	95,999	2,73,107	4.22	11.30
Aditya Birla Sun Life Money Manager Fund-Direct -Growth	1,30,424	22,02,587	5.11	80.98
ABSL Low Duration Fund - Direct - Growth	3,91,501	-	29.80	-
ABSL Savings Fund - Direct - Growth	2,44,978	-	14.33	-
Axis Liquid Fund - Regular - Growth	2,38,835	9,003	72.53	2.58
Axis Fixed Maturity Plan - Series 129 (108 Days) - Direct - Growth	3,99,98,000	-	40.24	-
Axis Money Market Fund-Direct - Growth	-	2,08,722	-	29.55
Bandhan CRISIL-IBX Financial Services 3-6 Months Debt Index Fund - Direct - Growth	-	2,99,98,500	-	30.17
Bandhan Money Manager Fund - Direct - Growth	49,66,102	13,95,592	22.71	5.97
Bandhan Money Market Fund - Direct - Growth	-	1,34,00,473	-	57.35
DSP Savings Fund - Direct - Growth	12,38,606	-	7.03	-
DSP Liquidity Fund-Growth	1,57,508	51,250	61.32	18.79
HDFC Money Market Fund - Direct - Growth	-	63,110	-	36.08
ICICI Pru India Opportunities Fund - Direct - Growth	14,19,980	14,19,980	5.19	5.10
ICICI Prudential Money Market Fund-Direct - Growth	-	7,11,930	-	26.82

Notes to Consolidated Financial Statements as at and for the year ended March 31, 2026

Name of the Mutual Fund Scheme	No. of Units		(` Crores)	
	As at March 31, 2026	As at March 31, 2025	As at March 31, 2026	As at March 31, 2025
Immediate liquidity applications - FAF (Brazil)	9,568	26,635	1.84	3.72
Invesco India Contra Fund - Direct - Growth	1,69,886	1,69,886	2.34	2.46
Invesco India Liquid Fund - Regular - Growth	-	6,832	-	2.41
Invesco India Liquid Fund- Growth	-	7,632	-	2.69
Kotak CRISIL-IBX Financial Services 9 to 12 Months Debt Index Fund - Direct - Growth	1,03,90,472	-	10.67	-
Kotak CRISIL-IBX AAA Financial Services Index-Sep 2027 Fund - Direct - Growth	1,61,30,253	3,41,54,217	18.11	35.79
Kotak CRISIL-IBX Financial Services 3-6 Months Debt Index Fund - Direct - Growth	-	1,43,99,280	-	14.49
Kotak Debt Index Fund - Direct - Growth	1,65,52,118	79,77,025	17.00	8.03
Kotak India EQ Contra Fund - Direct - Growth	-	2,89,393	-	4.67
Kotak Liquid Fund - Regular Plan - Growth	24,887	9,840	13.71	5.11
Kotak Liquid Fund Regular Plan - Money Market	-	19,676	-	8.75
Kotak Liquid Scheme - Growth	-	17,364	-	9.01
Kotak Low Duration fund Direct - Growth	3,24,361	-	123.83	-
Kotak Money Market Fund-Direct - Growth	87,818	2,53,171	41.67	112.54
Kotak Nifty AAA Bond Jun 2025 HTM Index Fund - Direct - Growth	-	1,38,38,288	-	14.92
Kotak Overnight Fund - Regular - Growth	1,82,261	-	26.02	-
Nippon India CRISIL-IBX Financial Services 9-12 Months Debt Index Fund - Direct - Growth	2,99,98,500	-	30.10	-
Nippon India Large Cap Fund-Direct-Growth	4,90,934	-	4.49	-
Nippon India Low Duration Fund - Direct - Growth	5,151	-	2.14	-
Nippon India Money Market Fund-Direct - Growth	-	82,579	-	34.04
Parag Parikh Flexi Cap Fund - Direct - Growth	5,32,116	-	4.56	-
SBI Contra Fund - Direct - Growth	-	60,754	-	2.37
Sundaram Liquid Fund - Regular - Growth	-	44,327	-	10.07
Tata Money Market Fund - Direct - Growth	63,749	1,60,443	32.13	75.63
Union Liquid Fund - Regular - Growth	42,103	-	11.04	-
UTI Low Duration Fund - Direct - Growth	6,130	-	2.30	-
UTI Money Market Fund - Direct - Growth	35,804	1,38,873	11.70	42.50
Total Current Investments			633.42	763.39

* Investments in mutual funds are pledged with Citibank N.A.

Aggregate value of investments

Particulars	(` Crores)	
	As at March 31, 2026	As at March 31, 2025
Aggregate book value of quoted investments - Current	633.42	763.39

IPCA LABORATORIES LIMITED CIN L24239MH1949PLC007837

Notes to Consolidated Financial Statements as at and for the year ended March 31, 2026

4D Details of loans given, investments made, guarantees given and security provided covered under section 186(4) of the Companies Act,2013 are given hereunder:

(₹ Crores)

Sr. No.	Name of the party	Nature	Relation	Purpose	For the year ended March 31, 2026	For the year ended March 31, 2025
1	Krebs Biochemicals & Industries Ltd.	Loan	Associate	Loan given for business purpose	12.80	20.75
2	Lyka Labs Ltd.	Loan	Joint Venture	Loan given for business purpose	5.00	4.00
3	Lyka Labs Ltd.	Investment - Quoted	Joint Venture	Share warrant converted into Equity Share	-	36.27
4	Other non-related corporate body	Loan	Other non-related corporate body	Loan given for business purpose	9.25	2.40
	Total				27.05	63.42

The disclosure under section 186(4) of the Act is made at transaction value before Ind AS effects, if any.

4E The Associates and Joint ventures of the Holding Company and the ownership interest for the year 2025-26 are as follows:

(₹ Crores)

Particulars	CCPL Software Private Ltd. **	Krebs Biochemicals & Industries Ltd.	Lyka Labs Ltd.	Avik Pharmaceutical Ltd.	Total
% of Share held for 2024-25	28.95%	49.65%	40.98%	50.00%	
Original cost of Investment	1.31	78.77	195.77	6.95	281.49
(Goodwill)/Capital Reserve	(0.79)	(80.61)	(173.26)	(10.96)	
Accumulated Profit/ (Loss) up to 31/03/2025	(0.51)*	(102.61)	(3.53)	15.32	(90.82)
Accumulated other comprehensive income up to 31/03/2025	-	0.08	0.16	0.09	0.33
% of Share held for 2025-26	28.95%	49.65%	40.98%	50.00%	
Increase in Investment during the year 2025-26	-	-	-	-	-
(Goodwill)/Capital Reserve increase during the year	-	-	-	-	-
Share of Profit / (Loss) for the year 2025-26	*	(8.41)	(4.11)	4.93	(7.59)
Share of Other comprehensive income for the year 2025-26	-	0.21	(0.06)	0.05	0.20
Carrying value of Investment on 31/03/2026	NIL**	(31.96)	188.23	27.34	183.61

Notes to Consolidated Financial Statements as at and for the year ended March 31, 2026

The Associates and Joint venture of the Holding Company and the ownership interest for the year 2024-25 are as follows:

(₹ Crores)

Particulars	CCPL Software Private Ltd. **	Krebs Biochemicals & Industries Ltd.	Lyka Labs Ltd.	Avik Pharmaceutical Ltd.	Total
% of Share held for 2023-24	28.95%	49.65%	36.34%	50.00%	
Original cost of Investment	1.31	78.77	159.49	6.95	245.21
(Goodwill)/Capital Reserve	(0.79)	(80.61)	(149.23)	(10.96)	
Accumulated Profit/ (Loss) up to 31/03/2024	(0.51)*	(89.25)	(6.80)	7.52	(88.53)
Accumulated other comprehensive income up to 31/03/2024	-	0.12	0.09	0.13	0.34
% of Share held for 2024-25	28.95%	49.65%	40.98%	50.00%	
Increase in Investment during the year 2024-25	-	-	36.28	-	36.28
(Goodwill)/Capital Reserve increase during the year	-	-	(24.03)	-	-
Share of Profit / (Loss) for the year 2024-25	*	(13.36)	3.27	7.80	(2.29)
Share of Other comprehensive income for the year 2024-25	-	(0.04)	0.07	(0.04)	(0.01)
Carrying value of Investment on 31/03/2025	NIL**	(23.76)	192.40	22.36	191.00

* No effect of share of loss from CCPL is taken since 01.04.2004, as the Company has no further commitment towards its share of loss in the Associate.

** Balance cost is fully written off in books.

5 Financial Assets - Loans (At amortised cost-Unsecured)

(₹ Crores)

Particulars	As at March 31, 2026		As at March 31, 2025	
	Non Current	Current	Non Current	Current
(a) Loans to related parties - considered good	1.42	8.00	6.25	6.40
Loans to related parties - significant increase in credit risk	33.55	51.50	31.13	41.00
Less: Provision for expected credit loss	(21.10)	(20.60)	(6.25)	(8.20)
	13.87	38.90	31.13	39.20
(b) Loans given to employees - considered good	0.60	1.68	0.97	1.41
(c) Loans given to others - considered good	-	9.25	0.25	2.15
Total	14.47	49.83	32.35	42.76

i) **Note:** No amount is due from any of the directors or officers of the Company, severally or jointly with any other person; or from firms where such director is a partner or from private companies where such director is a member.

IPCA LABORATORIES LIMITED CIN L24239MH1949PLC007837
Notes to Consolidated Financial Statements as at and for the year ended March 31, 2026

ii) Movement in the expected credit loss allowance on Financial Assets (Loan and Interest)

(₹ Crores)

Particulars	As at	
	March 31, 2026	March 31, 2025
Balance at the beginning of the period	27.82	0.31
Movement in expected credit loss allowance on financial assets	27.25	27.51
Provision at the end of the period	55.07	27.82

iii) Other Disclosures:

a) Details of loans and advances in the nature of loan to associates etc. as required under Schedule V(A)(2) of the SEBI (Listing Obligations and Disclosure Requirements) Regulations, 2015:

(₹ Crores)

Sr. No.	Name of the Company and Relationship	As at			
		March 31, 2026	Maximum outstanding during the year 2025-26	March 31, 2025	Maximum outstanding during the year 2024-25
i)	Krebs Biochemicals & Industries Ltd. - Associate	85.05	85.05	72.25	72.25
ii)	Avik Pharmaceutical Ltd. - Joint Venture	4.42	8.53	8.53	11.10
iii)	Lyka Labs Ltd.- Joint Venture	5.00	5.00	4.00	27.50
	Total	94.47	98.58	84.78	110.85

b) Disclosure u/s 186(4) of the Companies Act, 2013 is made under Investment schedule vide Note reference - 4D.

c) Investment by the loanee in the shares of the Holding Company:

None of the loanees have, per se, made investments in the shares of the Holding Company.

6 Financial Assets - Others (At amortised cost)

(₹ Crores)

Particulars	As at March 31, 2026		As at March 31, 2025	
	Non Current	Current	Non Current	Current
Deposits				
Considered good				
- with related party	39.69	-	43.09	-
- with others	29.52	0.97	28.50	1.42
Which have significant increase in Credit Risk	0.53	-	0.54	-
	69.74	0.97	72.13	1.42
Less: Provision for expected credit loss	(0.53)	-	(0.54)	-
	69.21	0.97	71.59	1.42
Advances to employees				
- Considered good	-	2.08	-	1.62
- Considered doubtful	-	0.31	-	0.31
	-	2.39	-	1.93
Less: Provision for expected credit loss	-	(0.31)	-	(0.31)
	-	2.08	-	1.62
Deposit with others	1.56	-	1.55	-
Other income receivables	-	0.11	-	0.03
Interest on deposit receivable	0.06	0.21	0.02	0.73
Interest accrued receivable:				

Notes to Consolidated Financial Statements as at and for the year ended March 31, 2026

Particulars	As at March 31, 2026		As at March 31, 2025	
	Non Current	Current	Non Current	Current
From Banks	-	2.50	-	4.91
From related party				
- Considered good	-	0.04	-	0.07
- Credit impaired	-	13.06	-	13.06
Less: Loss Allowances	-	(13.06)	-	(13.06)
Claim receivables	-	11.78	-	13.43
Forward contract gain receivable	-	-	-	5.04
Term deposits with Banks*	24.39	-	26.73	-
Royalty receivable	-	-	-	0.93
Total	95.22	17.69	99.89	28.18

*Term deposit of ₹11.00 crores (PY: ₹11.00 crores) has been provided as security by way of lien with RBL Bank towards short term credit facility availed by Krebs Biochemicals & Industries Ltd., an associate company. All other term deposits are lying with government authorities and / or as margin for guarantees issued by banks to various authorities.

Fixed deposits amounting to ₹ 0.17 crore (PY: ₹ 0.15 crore) were with government authorities and / or as margin for guarantees issued by banks to various authorities.

Delay and Default Disclosure

Interest accrued receivable from related party includes interest receivable from Krebs Biochemicals & Industries Ltd. of ₹13.06 crores which was overdue as at March 31, 2026. The Company has provided for expected credit loss of the entire interest receivables.

7 Other Non-Financial Assets

(₹ Crores)

Particulars	As at March 31, 2026		As at March 31, 2025	
	Non Current	Current	Non Current	Current
(i) Capital advances (Unsecured, considered good) (refer note (a) below)	68.71	-	77.54	-
(ii) Prepaid expenses	1.78	62.03	1.28	57.31
(iii) Deposits with Govt. departments (refer note (b) below)				
- Considered good	173.87	57.93	10.05	0.61
- Considered doubtful	-	0.06	-	0.06
Less: Provision for doubtful	-	(0.06)	-	(0.06)
(iv) Unutilised Indirect tax credit	-	129.28	-	59.23
(v) Advance to suppliers (refer note (c) below)	-	44.08	1.43	38.99
(vi) Payments to European Commission (refer note 18(b))	-	-	24.80	-
(vii) Export benefits receivables (including license in hand)	-	11.79	-	29.23
(viii) Advances to employees	-	5.30	-	5.29
(ix) Others (refer note (d) below)				
- Considered good	0.07	5.77	0.07	7.96
- Considered doubtful	-	0.18	-	1.55
Less: Provision for doubtful	-	(0.18)	-	(1.55)
(x) Duties and taxes refundable	-	38.03	114.10	145.30
(xi) Government Grant receivable (Refer Note 3(iv))	-	8.61	-	-
(xii) Prepaid taxes (net of provisions)	8.55	-	8.68	-
Total	252.98	362.82	237.95	343.92

IPCA LABORATORIES LIMITED CIN L24239MH1949PLC007837

Notes to Consolidated Financial Statements as at and for the year ended March 31, 2026

Note: No amount is due from any of the directors or officers of the Group, severally or jointly with any other person; or from firms where such director is a partner or from private companies where such director is a member.

- Net of provision for doubtful capital advances ₹ 0.12 crore (PY: ₹ 0.36 crore).
- Deposit with Govt. departments comprises of deposits paid under protest.
- Advances to suppliers include a sum of ₹ 4.29 crores (PY: ₹ 4.29 crores) paid to Brand Equity Treaties Ltd. This advance is made pursuant to an amendment in the agreement with M/s Brand Equity Treaties Ltd for advertisement and publicity in the Times group publications. The said agreement will expire on March 31, 2027. The advances paid shall be adjusted against the advertisement and publicity services to be received from them.
- Others includes advance against disputed demand of payment made against the demand raised on VAT/GST assessment against which the Group has paid ₹ 0.04 crore (PY : ₹ 0.04 crore) in protest as an advance.

8 Inventories

(₹ Crores)

Particulars		As at March 31, 2026		As at March 31, 2025	
i)	Raw Materials				
	In hand	949.48		864.56	
	In transit	75.54	1,025.02	58.98	923.54
ii)	Packing Materials				
	In hand	87.29		88.58	
	In transit	0.78	88.07	0.88	89.46
iii)	Work-in-progress		441.62		400.06
iv)	Finished Goods				
	In hand				
	Own	843.49		872.88	
	Traded	208.63	1,052.12	157.65	1,030.53
	In transit				
	Own	33.76		41.70	
	Traded	2.47	36.23	3.36	45.06
v)	Horticulture and Standing Crops		0.35		0.17
vi)	Stores, spares and others		87.59		71.60
	Total		2,731.00		2,560.42

Note: Inventory of Holding company and Unichem, other than stores & spares are hypothecated to the lenders as security towards short-term borrowings.

The disclosure of inventories recognised as an expense in accordance with paragraph 36 of Ind AS 2 is as follows:

(₹ Crores)

Particulars		As at March 31, 2026	As at March 31, 2025
(i)	Amount of inventories recognised as an expense during the period	2,887.09	2,851.86
(ii)	Amount of write-down of inventories recognised as an expense during the period	53.37	30.45
	Total	2,940.46	2,882.31

8A Biological Assets

(₹ Crores)

Particulars	As at March 31, 2026			
	Non Current	Current		
	Cattle	Turmeric	Napier Grass	Total
Opening balances	0.26	-	0.17	0.17
Add: Purchase/ New Plantations *	0.00	-	1.75	1.75
Less: Consumption for pellet making and in Goshala	-	-	(0.52)	(0.52)
Less: Sales of produce/ death of cattle / Donation	(0.06)	-	(1.28)	(1.28)
Change in fair value less cost to sell (Loss)/Gain	0.02	-	-	-
Closing Balance	0.22	-	0.12	0.12
Add: Standing crops of Napier Grass	-	-	0.23	0.23
Total	0.22	-	0.35	0.35

* Cattle purchase of : ₹ 28,000

Particulars	As at March 31, 2025			
	Non Current	Current		
	Cattle	Turmeric	Napier Grass	Total
Opening balances	0.14	1.75	-	1.75
Add: Purchase/ New Plantations	0.05	-	0.90	0.90
Less: Consumption for pellet making and in Goshala	-	-	(0.11)	(0.11)
Less: Sales of produce/death of cattle	(0.01)	-	(0.62)	(0.62)
Change in fair value less cost to sell (Loss)/Gain	0.08	(1.75)	-	(1.75)
Closing Balance	0.26	-	0.17	0.17

Brief description of Horticulture activity

The Company has the following biological assets as parts of its horticulture activities which are more in the nature of backward integration for growing napier grass which is used to make pellets to fire its boilers as fuel.

1. Cattle
2. Agricultural produce in the nature of Napier Grass.

The Company has also initiated projects for making pellets out of the grass.

The cattle is used primarily for providing manure and feed for the healthy growth of napier grass.

Bearer Plants represents the Napier Saplings which are expected to yield Napier grass over a period of 4 years and hence are depreciated over the period of 4 years and the same is disclosed under PPE.

In respect of the Horticulture activity there is projected cash loss resulting in no value being attributed to the Standing Crops (Napier Grass). The loss incurred for the year charged to the P&L as on March 31, 2026.

9 Financial Assets - Trade receivables (At amortised cost-Unsecured)

(₹ Crores)

Particulars	As at March 31, 2026	As at March 31, 2025
Considered good :	2,014.26	1,884.14
Which have significant increase in credit risk	5.72	4.95
Credit impaired	6.27	1.49
	2,026.25	1,890.58
Less: Provision for expected credit loss	(11.99)	(6.44)
Total	2,014.26	1,884.14

IPCA LABORATORIES LIMITED CIN L24239MH1949PLC007837
Notes to Consolidated Financial Statements as at and for the year ended March 31, 2026

Note: No amount is due from any of the directors or officers of the Group, severally or jointly with any other person; or from firms where such director is a partner or from private companies where such director is a member.

Expected Credit Loss:

The Group estimates impairment under the simplified approach. Accordingly, it does not track the changes in credit risk of trade receivables. The impairment amount represents expected credit loss. In view thereof, the additional disclosures for changes in credit risk and credit impaired are not disclosed.

Movement in the expected credit loss allowance:

(₹ Crores)

Particulars	As at March 31, 2026	As at March 31, 2025
Balance at the beginning of the period	6.44	3.83
Movement in expected credit loss allowance on trade receivables	5.55	2.61
Provision at the end of the period	11.99	6.44

Trade Receivables as at March 31, 2026 (Outstanding for following periods from due date of payment) ageing schedule:

(₹ Crores)

Ageing	Undisputed Trade Receivables			Disputed Trade Receivables			Total
	Considered Good	Significant increase in credit risk	Credit impaired	Considered Good	Significant increase in credit risk	Credit impaired	
Unbilled	14.11	-	-	-	-	-	14.11
Not Due	1,919.09	-	-	-	-	-	1,919.09
Less than 6 months	73.73	0.90	0.11	-	-	-	74.74
6 months -1 year	5.60	1.45	1.91	-	-	-	8.96
1-2 years	1.73	1.22	3.03	-	-	-	5.98
2-3 years	-	0.28	0.86	-	-	-	1.14
More than 3 years	-	1.87	0.36	-	-	-	2.23
Total	2,014.26	5.72	6.27	-	-	-	2,026.25

Trade Receivables as at March 31, 2025 (Outstanding for following periods from due date of payment) ageing schedule:

(₹ Crores)

Ageing	Undisputed Trade Receivables			Disputed Trade Receivables			Total
	Considered Good	Significant increase in credit risk	Credit impaired	Considered Good	Significant increase in credit risk	Credit impaired	
Unbilled	10.32	-	-	-	-	-	10.32
Not Due	1,675.16	-	-	-	-	-	1,675.16
Less than 6 months	191.78	1.65	0.04	-	-	-	193.47
6 months -1 year	3.88	0.02	0.14	-	-	-	4.04
1-2 years	2.76	1.32	0.94	-	-	-	5.02
2-3 years	0.12	0.24	0.11	-	-	-	0.47
More than 3 years	0.12	1.72	0.26	-	-	-	2.10
Total	1,884.14	4.95	1.49	-	-	-	1,890.58

Notes to Consolidated Financial Statements as at and for the year ended March 31, 2026

10 Financial Assets - Cash & Cash Equivalents

(₹ Crores)

Particulars	As at March 31, 2026	As at March 31, 2025
Balances with banks:		
In Current Accounts	181.78	125.37
Deposit with original maturity of less than three months	250.65	38.83
Cash on hand	3.31	0.33
Cheques, drafts on hand	1.38	2.64
Total	437.12	167.17

Note: Balance with bank in current account as on March 31, 2026 includes balance with one bank account of erstwhile Noble Explochem Limited aggregating to ₹14,737.29 (previous year ₹14,959/-) where change of account name in Company's name is in process.

11 Financial Assets - Bank balances other than (10) above

(₹ Crores)

Particulars	As at March 31, 2026	As at March 31, 2025
Unclaimed dividend accounts	2.43	2.57
Balances with banks:		
Fixed Deposit with Bank - maturity of less than one year*	125.04	174.49
Total	127.47	177.06

***Note:** Includes Fixed Deposit of ₹ 5.06 crores (PY: ₹ 5.06) crores on which partial lien is marked by Yes Bank for credit facilities sanctioned to the subsidiary company, Trophic. Trophic has not filed charge with MCA for the same.

12 Non current assets classified as held for sales

Assets of disposal group classified as held for sale

(₹ Crores)

Particulars	As at March 31, 2026	As at March 31, 2025
Property, Plant & Equipment *	3.25	300.71
Inventories	-	0.70
Other Current Assets	-	0.09
Total	3.25	301.50

* net of accumulated depreciation and amortisation

Liabilities of disposal group classified as held for sale

(₹ Crores)

Particulars	As at March 31, 2026	As at March 31, 2025
Employee Benefits Payables	-	1.69
Other Current Liabilities	-	0.24
Total	-	1.93

Net Carrying value of disposal group classified as held for sale

Net Carrying value	3.25	299.57
---------------------------	-------------	---------------

During the current year, as part of its operational strategy and to reduce number of manufacturing units and in order to minimize operational and other costs, the Company has sold its drug intermediates and APIs manufacturing unit facility situated at Plot Nos. 4722, 4723, 4724, 4730, 4731, and 4732 at GIDC Industrial Estate, Ankleshwar – 393 002 (Gujarat) alongwith all rights, title and interest in the leasehold land, factory buildings, assets and liabilities, employees, etc. with respect to the said manufacturing facility on a slump sale basis.

During FY 2024-25, as part of its operational strategy and to reduce number of manufacturing units and in order to minimize operational and other costs, the Company has decided to sell and transfer its formulations manufacturing facility situated at T-139, MIDC, Tarapur,

IPCA LABORATORIES LIMITED CIN L24239MH1949PLC007837
Notes to Consolidated Financial Statements as at and for the year ended March 31, 2026

Palghar- 401506, alongwith all rights, title and interest in the leasehold land, factory buildings, assets and liabilities, employees, etc. with respect to the said manufacturing facility on a slump sale basis. The same has been recognised as held for sale as at March 31, 2025 and measured in accordance with Ind-AS 105 "Non Current Assets Held For Sale and Discontinued Operations" at lower of its carrying amount and fair value less cost to sell. The said manufacturing facility was sold during the current year.

During the FY 2024-25, the subsidiary company Unichem Laboratories Limited entering into an agreement for sale of the immovable property situated at Jogeshwari for a consideration of ₹ 279.00 crores, the carrying value of such land measured at fair value on consolidation in the consolidated financial statements of ₹ 344.05 crores has been impaired and carried at the net realisable value of ₹ 257.90 crores as non-current assets held for sale.

During the year The Unichem Laboratories Limited has entered into a deed of conveyance dated 9th October 2025 with Lodha Developers Limited (formerly known as "Macrotech Developers Limited") for sale of freehold land and building situated at Prabhat Estate, off S.V. Road, Jogeshwari (West), Mumbai 400102 at an agreed consideration of ₹ 279.00 crores resulting in a gain (net of related expenses) of ₹ 17.65 crores in consolidated result, which has been recorded as an exceptional item.

Unichem had classified its Investment Property as held for sale since FY 21-22. This is valued at the lower of its carrying amount and fair value less cost to sell. The fair value of the property is not readily available, however, based on the management and market assessment, the fair value would be higher than carrying value of the assets. During the year ended 31st March 2026, the carrying value of such Property is ₹ 3.22 crores (P.Y. ₹ 3.28 crores) after being written down by a loss of ₹ 0.06 crore (P.Y. ₹ 0.06 crore) which has been charged off to the statement of profit and loss.

As at balance sheet date, certain equipment aggregating ₹ 0.03 crore (PY Nil) are classified as "assets held for sale". Unichem is expecting to dispose off these assets in the next 12 months.

13 Equity Share Capital

Particulars	As at March 31, 2026		As at March 31, 2025	
	Number of shares	(₹ Crores)	Number of shares	(₹ Crores)
Authorised Capital				
Equity shares of ₹ 1 each	57,60,00,000	57.60	57,60,00,000	57.60
Issued and Subscribed				
Equity shares of ₹ 1 each	25,62,66,408	25.63	25,62,66,408	25.63
Paid up equity shares of ₹ 1 each	25,37,04,218	25.37	25,37,04,218	25.37
Total		25.37		25.37

Disclosures:
i) Reconciliation of Shares

Particulars	As at March 31, 2026		As at March 31, 2025	
	Numbers of shares	(₹ Crores)	Numbers of shares	(₹ Crores)
Shares outstanding at the beginning of the year (Face value of ₹ 1 each)	25,37,04,218	25.37	25,37,04,218	25.37
Shares outstanding at the end of the year	25,37,04,218	25.37	25,37,04,218	25.37

ii) Details of Shareholders holding more than 5% shares in the Company (aggregated on PAN).

Name of Shareholder	As at March 31, 2026		As at March 31, 2025	
	Number of shares held (Face value of ₹ 1 each)	%	Number of shares held (Face value of ₹ 1 each)	%
Kaygee Investments Private Limited	6,46,65,448	25.49%	5,44,78,390	21.47%
HDFC Mutual Fund	2,43,51,693	9.60%	2,14,81,170	8.47%
Kaygee Laboratories Private Limited	1,67,70,000	6.61%	1,67,70,000	6.61%
Kotak Mutual Fund	1,59,28,214	6.28%	1,46,88,543	5.79%
DSP Mutual Fund	1,40,14,857	5.52%	1,57,08,204	6.19%
Chandurkar Investments Private Limited	1,39,56,010	5.50%	1,39,56,010	5.50%

Notes to Consolidated Financial Statements as at and for the year ended March 31, 2026
iii) Rights and obligations of shareholders

The Company has only one class of share referred as equity shares having a par value of ₹ 1/- per share. Each holder of equity shares is entitled to one vote per share. In the event of liquidation of the Company, the holders of equity shares will be entitled to receive remaining assets of the Company, after payment of external liabilities. The distribution will be in proportion to the number of equity shares held by the shareholders. The dividend if recommended by management is subject to shareholders' approval at the Annual General Meeting.

iv) Shareholding of promoters is as under:-

Sr. No.	Promoter name	Shares held by promoters as at March 31, 2026 (Face value of ₹1 each)			Shares held by promoters as at March 31, 2025 (Face value of ₹1 each)		
		No. of Shares	% of total shares	% Change during the year	No. of Shares	% of total shares	% Change during the year
1	Kaygee Investments Pvt. Ltd.	6,46,65,448	25.49%	4.02%	5,44,78,390	21.47%	-
2	Chandurkar Investments Pvt. Ltd.	1,39,56,010	5.50%	-	1,39,56,010	5.50%	-
3	Kaygee Laboratories Pvt. Ltd.	1,67,70,000	6.61%	-	1,67,70,000	6.61%	-
4	Paschim Chemicals Pvt. Ltd.	-	-	-4.01%	1,01,73,000	4.01%	-
5	Xbees Traders LLP (Formerly Paranthapa Investments and Traders Pvt. Ltd.)	31,000	0.01%	-	31,000	0.01%	-
6	Makers Laboratories Ltd.	960	0.00%	-	960	0.00%	-
7	Mexin Medicaments Pvt. Ltd.	-	-	-0.01%	14,058	0.01%	-
8	Usha M. Chandurkar	43,02,000	1.70%	-	43,02,000	1.70%	-1.58%
9	Sameer M. Chandurkar	20,00,000	0.79%	-	20,00,000	0.79%	-
10	Premchand Godha	58,14,680	2.29%	-	58,14,680	2.29%	-
11	Usha P. Godha	24,18,740	0.95%	-	24,18,740	0.95%	-
12	Prashant Godha	15,68,644	0.62%	-	15,68,644	0.62%	-
13	Pranay Godha	17,00,990	0.67%	-	17,00,990	0.67%	-
14	Kalpana Jain	2,30,000	0.09%	-	2,30,000	0.09%	-
15	Bhawna Godha	5,000	0.00%	-	5,000	0.00%	-
16	Neetu Godha	4,000	0.00%	-	4,000	0.00%	-
17	Nirmal Jain	-	-	-	-	0.00%	-
Total Promoter Shareholding		11,34,67,472	44.72%		11,34,67,472	44.72%	
Total Shareholding		25,37,04,218	100.00%		25,37,04,218	100.00%	

14 Other Equity

(₹ Crores)

Particulars		As at March 31, 2026		As at March 31, 2025	
(a)	Capital Reserve		(13.71)		6.59
(b)	Securities Premium		96.52		96.52
(c)	Capital Redemption Reserve		0.26		0.26
(d)	General Reserve		1,311.05		1,311.05
(e)	Fair value Adjustment Reserve		7.74		-
(f)	Retained Earnings		6,628.50		5,531.33
(g)	Amalgamation adjustment deficit account		(27.13)		(27.13)
(h)	Employee stock options outstanding account		3.14		2.70
(i)	OCI Reserve				
	- Fair Value of Investments through OCI	(4.78)		(6.02)	
	- Cash flow hedging reserve	-		(0.73)	
	- Foreign currency translation reserve	36.85	32.07	8.51	1.76
Total			8,038.44		6,923.08

IPCA LABORATORIES LIMITED CIN L24239MH1949PLC007837
Notes to Consolidated Financial Statements as at and for the year ended March 31, 2026
Nature and purpose of each reserve:
(a) Capital Reserve

During amalgamation / merger / acquisition, the excess of net assets taken, over the consideration paid, if any, is treated as capital reserve.

(b) Securities Premium

The amount received in excess of face value of the equity shares is recognised in Securities Premium Reserve. In case of equity-settled share based payment transactions, the difference between fair value on grant date and nominal value of share is accounted as securities premium reserve. This reserve is utilised in accordance with the provisions of the Companies Act 2013.

(c) Capital Redemption Reserve

The Holding Company has recognised Capital Redemption Reserve on buyback of equity shares from its retained earnings. The amount in Capital Redemption Reserve is equal to nominal amount of the equity shares bought back.

(d) General Reserve

The General reserve is used from time to time to transfer profits from retained earnings for appropriation purposes. As the General reserve is created by a transfer from one component of equity to another and is not an item of other comprehensive income, items included in the General reserve will not be reclassified subsequently to the statement of profit and loss.

(e) Retained Earnings

Retained earnings are the profits that the Group has earned till date and is net of amount transferred to other reserves such as general reserves, debenture redemption reserve etc., amount distributed as dividend and adjustments on account of transition to Ind AS.

(f) Amalgamation adjustment deficit

The difference between the carrying values of net identifiable assets and liabilities of the transferor Company transferred to the transferee Company pursuant to the Scheme and the value of consideration paid, has been disclosed as Amalgamation Adjustment Deficit Account as per the provisions of Appendix C of Ind AS 103, Business Combination of Entities under common control.

(g) Employee stock options outstanding account (refer note 45)
(h) Effective portion of cash flow hedges

The cash flow hedging reserve represents the cumulative effective portion of gains or losses arising on changes in fair value of designated portion of hedging instruments entered into for cash flow hedges. The cumulative gain or loss arising on the changes of the fair value of the designated portion of the hedging instruments that are recognised and accumulated under the cash flow hedge reserve will be reclassified to profit or loss only when the hedged transaction affects the profit or loss, or included as a basis adjustment to the non-financial hedged item.

(i) Other items of OCI

This reserve represents exchange differences arising on account of conversion of foreign operations to group's functional currency and fair value of investments.

15 Financial Liabilities - Borrowings
a) Long-term Borrowings - Secured
(₹ Crores)

Particulars	Non - Current	Current Maturities	Non - Current	Current Maturities
	As at March 31, 2026	As at March 31, 2026	As at March 31, 2025	As at March 31, 2025
i. Foreign currency term loan	39.12	-	297.40	74.44
ii. Rupee Term Loan	70.00	177.33	245.84	188.77
Total (a)	109.12	177.33	543.24	263.21

Notes to Consolidated Financial Statements as at and for the year ended March 31, 2026
Details of above:
(₹ Crores)

Sr. No.	Nature of Loan/Institutions	Non - Current	Current Maturities	Non - Current	Current Maturities
		As at March 31, 2026	As at March 31, 2026	As at March 31, 2025	As at March 31, 2025
i.	Foreign Currency Term Loans				
	ECB-JP Morgan Chase Bank, Singapore	-	-	32.05	32.06
	ECB-HSBC Hongkong	-	-	56.99	28.49
	ECB- CITI Bank, Singapore	39.12	14.22	208.36	13.89
ii.	Rupee Term Loan				
	HDFC Bank Ltd.	70.00	163.11	233.11	163.11
	Kotak Mahindra Bank Ltd.	-	-	12.73	25.66
	Total	109.12	177.33	543.24	263.21

b) Details of securities and repayment terms of secured loans stated above:
(i) Foreign Currency Term Loans (Secured)
1 JP Morgan Chase Bank, Singapore

This facility is secured by way of an exclusive charge on Solar and Wind projects of the Company.

Repayable in 16 quarterly equal installments of USD 9,37,500 starting from May 23, 2023. Fully pre-paid during the current year.

2 HSBC Hongkong

This facility is secured by first ranking pari passu charge on all movable Assets (present and future) (excluding Solar Power Project situated at Khandwa MP, Solapur Maharashtra and Wind power project situated at Patan Gujarat which are exclusively charged to JP Morgan Chase Singapore).

Repayable in 18 quarterly equal installment of USD 8,33,333 starting from December 15, 2023. Fully pre-paid during the current year.

3 CITI Bank, Singapore

This facility is secured by first ranking pari passu charge by way of hypothecation on its movable assets (excluding those exclusively charged to JP Morgan Chase Singapore).

Repayable in 16 quarterly equal installment of USD 12,50,000 starting from January 15, 2026. Fully pre-paid during the current year.

4 ECB Term Loan availed by Unichem from Citibank N.A., Singapore during the year is secured by first pari-passu charge by way of hypothecation on movable Plant and Machinery, machinery spares, tools and accessories, non-tradable receivables and other movables, both present and future, at subsidiary companies factories, premises and godown situated at Goa and Pithampur.

Repayable in 16 quarterly instalments commencing from January 2026.

IPCA LABORATORIES LIMITED CIN L24239MH1949PLC007837

Notes to Consolidated Financial Statements as at and for the year ended March 31, 2026

(ii) Rupee Term Loan (Secured)

1 Term Loan I - HDFC Bank Ltd.

Secured by first pari-passu charge over current and future movable property, plant and equipment of the Company except solar and wind projects.

Repayable in 20 quarterly installments from June 14, 2022.

Period	Amounts (₹ Crores) per quarter
2026 - 2027	23.28

2 Term Loan II - HDFC Bank Ltd.

Secured by pari-passu first charge on all present and future movable property, plant and equipment except solar and wind projects. Movable property, plant and equipment including but not limited to plant and machinery, spares, tools and accessories, and excluding any fixed assets already charged to other lenders.

Repayment in 20 quarterly installments from June 27, 2023.

Period	Amounts (₹ Crores) per quarter
2026 - 2027	17.50
2027 - 2028	17.50

3 Term Loan III - Kotak Mahindra Bank Ltd.

During the year ended 31st March 2026, Unichem has pre-paid the term loan facility including interest availed from bank at a floating rate linked to repo rate which is repayable in 20 quarterly instalments over the tenure of 5 years commenced from December 2021.

Unichem had entered into a hedge transaction during the year 2023-24 of interest rate currency swap by notionally converting the term loan from INR into USD. The effective portion of changes in fair value during the year is recognised in other comprehensive income of ₹ Nil (P.Y. ₹ 1.13 crores).

c) Maturity profile of borrowings is as per the original sanction terms without Ind AS effects.

(₹ Crores)

Particulars	As at March 31, 2026	As at March 31, 2025
Installment payable within 1 year	177.33	263.21
Installment payable between 1 to 2 years	84.22	285.61
Installment payable between 2 to 5 years	24.90	257.63
Installment payable beyond 5 years	-	-
Total	286.45	806.45

d) The long-term loans are taken at the following rates.

Particulars	As at March 31, 2026	As at March 31, 2025
	Interest Band	
Rupee Term Loan-I	3 months TBILL + 0.94%	3 months TBILL + 0.94%
Rupee Term Loan-II	1 month TBILL + 1.10%	1 month TBILL + 1.10%
Rupee Term Loan-III	Repo Rate + Spread 2.15	Repo Rate + Spread 2.15
Foreign currency loan	3 Months Term SOFR + 0.85% to 1.30%	3 Months Term SOFR + 0.85% to 1.30%

Notes to Consolidated Financial Statements as at and for the year ended March 31, 2026

e) Registration of charges or satisfaction with Registrar of Companies.
Registration of charges

As at March 31st 2026, the Company has registered all charges duly with Registrar of Companies in favor of the lenders.

Satisfaction of charge

As per the records of the Registrar of Companies, Maharashtra, available on their website, various charges are yet to be satisfied, however, as per records of the Company, such loans have been fully repaid and none of the lenders have communicated or demanded any outstanding amount from the Company. The summarized details are as under:

No. of cases	Aggregate amount (₹ Crores)	Period range	Reason
22	60.15	1961-2005	Old cases-records not available/being taken up with lenders.
8	42.26	1972-2010	Necessary form filed, however, ROC records not updated.

f) Reconciliation of cash flows from financing activities as per Ind AS 7
(₹ Crores)

Particulars	Lease liabilities	Interest	Long term borrowings	Short term borrowings
Balance as at March 31, 2024	50.86	6.72	580.41	807.09
Interest accrued	4.13	78.68	-	-
Changes from financing cash flows	(18.03)	(70.22)	218.54	(63.94)
Payment of current maturities of long term borrowings	-	-	-	(247.85)
Exchange (gain) / loss	0.48	-	7.50	(0.05)
Capitalised during the year	-	(9.72)	-	-
Addition during the year	23.92	-	-	-
Transfer within categories	-	-	(263.21)	263.21
Reversal during the year	(0.32)	-	-	-
Balance as at March 31, 2025	61.04	5.46	543.24	758.46
Interest accrued	5.86	66.95	-	-
Changes from financing cash flows	(22.42)	(75.72)	(262.01)	(77.76)
Payment of current maturities of long term borrowing	-	-	-	(263.21)
Capitalised during the year	-	4.69	-	-
Exchange (gain) / loss	1.89	-	5.22	-
Acquisition through Business Combination	-	-	-	-
Addition during the year (net)	58.62	-	-	-
Transfer within categories	-	-	(177.33)	177.33
Reversal during the year	(0.18)	-	-	-
Balance as at March 31, 2026	104.82	1.38	109.12	594.82

16 Other Financial Liabilities
(₹ Crores)

Particulars	As at March 31, 2026		As at March 31, 2025	
	Non Current	Current	Non Current	Current
Deposits from customers	-	1.12	-	1.50
Interest accrued	-	1.38	-	5.46
Unpaid dividends	-	2.43	-	2.58
Amount payable on hedging transactions	-	88.54	-	1.47
Payable for capital goods	-	84.76	-	106.51
Other liabilities	-	22.56	-	18.63
Payable to employees	-	248.56	-	229.17
Total	-	449.35	-	365.32

IPCA LABORATORIES LIMITED CIN L24239MH1949PLC007837

Notes to Consolidated Financial Statements as at and for the year ended March 31, 2026

17 Provisions

(₹ Crores)

Particulars	As at March 31, 2026		As at March 31, 2025	
	Non Current	Current	Non Current	Current
Gratuity	7.14	5.53	11.95	4.89
Compensated absences	90.77	13.61	84.36	13.46
Other employee related provision	-	15.38	-	8.29
Provision for breakage/damage	-	4.28	-	5.41
Provision for product expiry	-	96.30	-	88.17
Provision for sales return	-	13.09	-	10.67
Provision for tax (net of prepaid)	-	9.88	-	9.25
Provision for claims (refer note (a) below)	-	0.23	-	0.49
Provision for European commission fine (refer note (b) below)	-	-	-	128.54
Total	97.91	158.30	96.31	269.17

- (a) Unichem has made provisions for certain claims where cash outflow is expected within 12 months from balance sheet date. The Subsidiary does not expect any reimbursement in regards to the provision made.
- (b) In continuation of the pending litigation, Unichem Laboratories Limited and its subsidiary Niche Generics Ltd. ("Niche") has received a demand order dated 17th September, 2025 from the European Commission (EU) for payment of fine and interest aggregating to Euro 19.55 million (INR 203.89 Crores) and the same is fully settled by Unichem on 28th October, 2025 after adjusting the payments of Euro 2.79 million (INR 29.12 Crores) already made by Niche in instalments to EU. In regard to above, Unichem had fully recognised a provision in its books towards payment of fine amounting to Euro 13.96 million (INR 125.62 Crores) towards EU fine during year ended 31st March, 2024 and the balance amount of INR 58.26 Crore representing the interest is recorded during the year under exceptional items by the said Unichem which is included in these Consolidated financial statements.

17.1 The disclosure of provisions movement as required by Ind AS 37 is as follows:

(₹ Crores)

Particulars	For the year ended March 31, 2026	For the year ended March 31, 2025
(i) Provision for breakage/damage		
Balance at the beginning of the period	5.41	5.42
Provisions made during the period	11.98	5.13
Utilisations during the period	(13.11)	(5.14)
Provision at the end of the period	4.28	5.41
(ii) Provision for product expiry		
Balance at the beginning of the period	88.17	80.43
Provisions made during the period	73.69	67.18
Utilisations during the period	(65.56)	(59.44)
Provision at the end of the period	96.30	88.17
(iii) Provision for sales return		
Balance at the beginning of the period	10.67	10.83
Provisions made during the period	35.52	32.06
Utilisations during the period	(33.10)	(32.22)
Provision at the end of the period	13.09	10.67
(iv) Provision for wage arrears under negotiation		
Balance at the beginning of the period	8.29	1.24
Provisions made during the period	12.43	8.41
Utilisations during the period	(5.34)	(1.36)
Provision at the end of the period	15.38	8.29

Notes to Consolidated Financial Statements as at and for the year ended March 31, 2026

Particulars		For the year ended March 31, 2026	For the year ended March 31, 2025
(v)	Provision for claims		
	Balance at the beginning of the period	0.49	0.49
	Provisions made during the period	-	-
	Utilisations during the period (reversal)	(0.26)	-
	Provision at the end of the period	0.23	0.49

17.2 Disclosure in accordance with Ind AS – 19 “Employee Benefits”, of the Companies (Indian Accounting Standards) Rules, 2015.
Gratuity

The Company's liabilities under 'Code on Social Security, 2020' which has been notified and made effective from 21 November 2025, thereby replacing the erstwhile Payment of Gratuity Act, 1972 are determined on the basis of actuarial valuation made at the end of each financial year using the projected unit credit method. The Gratuity liabilities of the Company is entirely funded. Employees who are in continuous service for a period of 5 years are eligible for gratuity. The amount of gratuity payable on retirement / termination is the employee's last drawn basic salary per month computed proportionately for 15 days salary multiplied by the number of years of service. The gratuity plan is a funded plan and the company makes contributions to recognized funds in India. The Company does not fully fund the liability and maintains a target level of funding to be maintained over a period of time based on estimations of expected gratuity payments.

These plans typically expose the Group to actuarial risks such as: investment risk, interest rate risk, longevity risk and salary risk.

Investment risk

For funded plans that rely on insurers for managing the assets, the value of assets certified by the insurer may not be the fair value of instruments backing the liability. In such cases, the present value of the assets is independent of the future discount rate. This can result in wide fluctuations in the net liability or the funded status if there are significant changes in the discount rate during the inter-valuation period.

Market Risk (Discount Risk)

Market risk is a collective term for risks that are related to the changes and fluctuations of the financial markets. The discount rate reflects the time value of money. An increase in discount rate leads to decrease in Defined Benefit Obligation of the plan benefits & vice versa. This assumption depends on the yields on the corporate/government bonds and hence the valuation of liability is exposed to fluctuations in the yields as at the valuation date.

Longevity Risk

The impact of longevity risk will depend on whether the benefits are paid before retirement age or after. Typically for the benefits paid on or before the retirement age, the longevity risk is not very material.

Actuarial Risk

Salary Increase Assumption: Actual Salary increase that are higher than the assumed salary escalation, will result in increase to the Obligation at a rate that is higher than expected.

The following table summarizes the components of net benefit expense recognized in the statement of profit and loss and the funded status and amounts recognized in the balance sheet.

(₹ Crores)

Particulars	As at March 31, 2026	As at March 31, 2025
Expense recognised in Statement of Profit & Loss		
Current service cost	20.47	17.73
Past service cost	29.58	-
Interest expense	10.57	9.38
Expected return on plan assets	(10.01)	(9.15)
Total	50.61	17.96

IPCA LABORATORIES LIMITED CIN L24239MH1949PLC007837

Notes to Consolidated Financial Statements as at and for the year ended March 31, 2026

Particulars	As at March 31, 2026	As at March 31, 2025
Expense recognised in Other Comprehensive Income		
Return on plan assets (greater)/less than discount Rate	(2.71)	(1.54)
Actuarial (gain)/loss due to experience on DBO	(11.97)	7.02
Total	(14.68)	5.48
Present value of funded defined benefit obligation	214.55	181.09
Fair value of plan assets	(204.88)	(167.02)
Gratuity refund receivable	(2.39)	-
Funded status	12.06	14.07
Present value of unfunded defined benefit obligation	0.61	0.57
Funded status	12.67	14.64
Net defined benefit (asset)/liability	12.67	14.64
Movements in present value of defined benefit obligation		
Present value of defined benefit obligation at the beginning of the year	181.66	161.27
Current service cost	20.47	17.73
Past service cost	29.58	-
Interest cost	11.95	10.96
Actuarial (gain)/loss	(11.97)	7.02
Benefits paid	(14.17)	(15.32)
Transfer out of sold units	(2.36)	-
Present value of defined benefit obligation at the end of the year	215.16	181.66
Movements in fair value of the plan assets are as follows		
Opening fair value of plan assets	167.02	147.99
Interest	1.38	-
Expected returns on plan assets	10.70	10.73
Remeasurement (gains)/losses:		
Actuarial (gain)/loss on plan assets	2.02	1.54
Contribution from employer	36.27	21.18
Refund Received	(0.89)	-
Benefits paid	(11.62)	(14.42)
Closing fair value of the plan asset	204.88	167.02
Remeasurement effect recognised on Other Comprehensive Income		
Actuarial (gain)/loss arising from experience adjustments	(11.97)	7.02
Actuarial (gain)/loss on plan assets	(2.71)	(1.54)
Total Actuarial (gain)/loss included in OCI	(14.68)	5.48

Notes to Consolidated Financial Statements as at and for the year ended March 31, 2026

The principal assumptions used as at the balance sheet date for the purpose of actuarial valuations were as follows:

Particulars	As at March 31, 2026	As at March 31, 2025
Financial assumptions		
Discount rate	7.06% - 7.41%	6.75% - 6.83%
Salary increase rate	6.00% - 7.00 %	6.00% - 9.00%
Demographic assumptions		
Mortality rate	IALM (2012-14) Ultimate	IALM (2012-14) Ultimate
Withdrawal rate	5%	5%
Retirement age	58 Years	58 Years

The rate used to discount post-employment benefit obligations is determined by reference to market yields at the end of the reporting period on government bonds.

Significant actuarial assumptions for the determination of the defined obligation are discount rate, expected salary increase and mortality.

The sensitivity analysis below have been determined based on reasonably possible changes of the respective assumptions occurring at the end of reporting period, while holding all other assumptions constant.

Particulars	As at March 31, 2026	As at March 31, 2025
Defined Benefit Obligation		
Discount rate		
a. Discount rate - 100 basis points	192.56	193.84
b. Discount rate + 100 basis points	168.25	170.81
Salary increase rate		
a. Rate - 100 basis points	167.51	170.78
b. Rate + 100 basis points	193.68	193.78

The sensitivity analysis presented above may not be representative of the actual change in the defined benefit obligation as it is unlikely that the change in assumptions would clear in isolation of one another as some of the assumptions may be correlated.

Furthermore, in presenting the above sensitivity analysis, the present value of the defined benefit obligation has been calculated using the projected credit method at the end of the reporting period, which is the same as that applied in calculating the defined benefit obligation liability recognised in the balance sheet.

There was no change in the methods and assumptions used in preparing the sensitivity analysis from prior years.

18 Deferred Tax Liabilities (Net)

(₹ Crores)

Particulars	As at March 31, 2026		As at March 31, 2025	
Deferred tax liabilities on account of:				
Property, Plant and Equipment	330.64		316.47	
Fair value of assets acquired under business combination	37.78		102.49	
Fair value of investments	0.61	369.03	1.79	420.75
Deferred tax asset on account of:				
Impairment of investments	0.04		1.96	
Lease Liability	15.12		8.68	
Tax Disallowances	71.33		54.63	
Unabsorbed Tax losses	37.68	124.17	60.51	125.78
Net deferred tax liability		244.86		294.97

IPCA LABORATORIES LIMITED CIN L24239MH1949PLC007837

Notes to Consolidated Financial Statements as at and for the year ended March 31, 2026**Deferred Tax Assets (Net)**

(₹ Crores)

Particulars	As at	As at
	March 31, 2026	March 31, 2025
Unrealised profit on inter group transaction	20.05	16.02
Unabsorbed Tax losses	0.49	0.90
Net deferred tax assets	20.54	16.92

In case of certain subsidiaries deferred tax asset has not been recognised on unused tax losses of ₹ 202.02 crores (P.Y. ₹ 233.32 crores) in the absence of probable future taxable income including unused tax losses of Ireland subsidiary. This loss can be carried forward as per the timeline prescribed in jurisdiction of the subsidiaries. In respect of two subsidiaries, deferred tax assets (net) are recognised as per applicable tax laws.

- During the year ended 31st March 2026, in respect of Unichem, deferred tax liability exceeds the deferred tax assets (including assets in respect of brought forward losses and depreciation).
- During the previous year in respect of Unichem, deferred tax asset is recognised on the amount of tax loss, unabsorbed tax depreciation and other temporary differences like unrealized stock profit on elimination of inter company transaction to the extent of deferred tax liability. Further, deferred tax asset is not recognized on the amount of unrealized stock profit and unabsorbed tax depreciation aggregating to ₹ 103.49 crores (PY ₹ 452.27 crores).

19 Other Non-financial liabilities

(₹ Crores)

Particulars	As at March 31, 2026		As at March 31, 2025	
	Non Current	Current	Non Current	Current
Advance from customers - Contract Liability	-	19.12	-	15.39
Duties & Taxes Payable	-	57.63	-	60.33
Deferred Income	-	-	-	0.08
Other Payables*	0.42	10.71	0.64	10.98
Total	0.42	87.46	0.64	86.78

* Other payable includes amount Nil (PY : ₹ 0.97 crore) towards grants (in the nature of export benefits) relating to property, plant and equipment imported under the EPCG scheme. Under such scheme, Unichem is committed to export prescribed times of the duty saved on import of capital goods over a specified period of time. In case such commitments are not met, Unichem would be required to pay the duty saved along with interest to the regulatory authorities.

20 Financial Liabilities - Short Term Borrowings

(₹ Crores)

Particulars	As at	As at
	March 31, 2026	March 31, 2025
Secured Loans:		
Working capital loan from banks (refer note (a) and (b) below)	2.05	31.01
Cash credit facility, repayable on demand (refer note (b) & (c) below)	415.44	318.92
Current maturities of long-term debt (refer note no.15)	177.33	263.21
Unsecured Loans:		
Working capital loan from banks	-	145.32
Total	594.82	758.46

Notes to Consolidated Financial Statements as at and for the year ended March 31, 2026

- a) Working capital loan from banks are secured by first charge by way of hypothecation of all the stocks, book debts and all other movable current assets of the Holding Company and second charge by way of mortgage of the specific immovable properties of the Holding Company and hypothecation of plant & machinery of the Company.
- b) Credit facilities and term loan facility from Kotak Mahindra Bank availed by the subsidiary company Unichem are is secured by first and exclusive charge by way of hypothecation on movable property, plant and equipment at Goa as well as first charge by way of equitable mortgage on immovable property being Industrial land and building at Goa. Balance in Term loan (Original sanction ₹ 125 crores) has been repaid during the year and first and exclusive charge by way of hypothecation on movable property, plant and equipment at Goa as well as first charge by way of equitable mortgage on immovable property being Industrial land and building at Goa is satisfied.

During the year, Citibank N.A. has sanctioned working capital credit facility of ₹ 30 crores. and same is secured by pari-passu first charge by way of hypothecation on Stock, book debts, receivables.

Working capital limits of Axis Bank was cancelled and the pari-passu first charge on current assets were satisfied.

Working capital facility sanctioned by the HDFC Bank is secured by pari-passu first charge by way of hypothecation of stock and book debts.

ECB Term Loan from Citibank N.A., Singapore is secured by first pari-passu charge by way of hypothecation on movable plant and machinery, machinery spares, tools and accessories, non-tradable receivables and other movables, both present and future, at Company's factories, premises and godown situated at Goa and Pithampur.

Additionally, charges for all the credit facilities, wherever applicable, have been registered with Registrar of Companies (ROC) within the prescribed due date.

- c) Quarterly statements of stocks and other current assets filed by the Holding Company with banks are in agreement with the books of accounts.

21 Financial Liabilities - Trade Payables

(₹ Crores)

Particulars	As at March 31, 2026	As at March 31, 2025
Trade payables for goods and services:		
- Total outstanding dues of Micro and small enterprises	148.69	99.17
- Total dues of other than Micro and small enterprises	791.60	747.00
Total	940.29	846.17

Trade payables other than MSME are non-interest bearing and are normally settled between 0-120 days.

Details of dues to micro and small enterprises as defined under MSME Act, 2006

(₹ Crores)

Particulars	As at March 31, 2026	As at March 31, 2025
Principal amount due	148.69	99.17
Interest due on above	0.89	0.64
Amount paid in terms of Section 16 of the MSME Act, 2006:		
- Principal amount paid beyond appointed day	33.88	25.29
- Interest paid thereon	-	-
Amount of interest due and payable for the period of delay	0.27	0.18
Amount of interest accrued and remaining unpaid as at year end	1.16	0.82
Amount of further interest remaining due and payable in the succeeding year	-	-

IPCA LABORATORIES LIMITED CIN L24239MH1949PLC007837

Notes to Consolidated Financial Statements as at and for the year ended March 31, 2026**Trade Payables as at March 31, 2026 ageing schedule is as under :***(Ageing from due date)***(₹ Crores)**

Particulars	Unbilled	Not Due	Outstanding for following periods from due date of payment				Total
			Less than 1 year	1-2 years	2-3 years	More than 3 years	
(i) MSME	0.73	145.33	2.26	0.13	-	-	148.45
(ii) Others	92.68	521.95	172.33	2.97	0.73	0.51	791.17
(iii) Disputed dues - MSME	-	0.24	-	-	-	-	0.24
(iv) Disputed dues - Others	-	-	0.37	-	-	0.06	0.43
Total Trade Payables	93.41	667.52	174.96	3.10	0.73	0.57	940.29

Trade Payables as at March 31, 2025 ageing schedule is as under :*(Ageing from due date)***(₹ Crores)**

Particulars	Unbilled	Not Due	Outstanding for following periods from due date of payment				Total
			Less than 1 year	1-2 years	2-3 years	More than 3 years	
(i) MSME	0.61	96.74	1.77	-	0.01	-	99.13
(ii) Others	49.61	229.15	377.26	84.56	1.93	4.43	746.94
(iii) Disputed dues - MSME	-	0.02	0.02	-	-	-	0.04
(iv) Disputed dues - Others	-	-	-	-	-	0.06	0.06
Total Trade Payables	50.22	325.91	379.05	84.56	1.94	4.49	846.17

22 Current Tax Liabilities (Net)**(₹ Crores)**

Particulars	As at March 31, 2026	As at March 31, 2025
Provision for taxation (net of taxes paid)	58.78	48.25
Total	58.78	48.25

23 Revenue from Operations (Net)**(₹ Crores)**

Particulars	For the year ended March 31, 2026	For the year ended March 31, 2025
Sale of products	9,428.01	8,720.49
Sale of services	134.53	134.11
Other operating revenues:		
Export incentives	37.36	47.93
Scrap sales	17.66	15.89
Sundry balances written back	0.75	0.28
Miscellaneous income	28.02	20.89
Total	9,646.33	8,939.59

Notes to Consolidated Financial Statements as at and for the year ended March 31, 2026

Disclosure relating to disaggregation by geography of revenue in terms of Ind AS-115

(₹ Crores)

Particulars		For the year ended March 31, 2026			
		Branded Generics	Generics	API	Total
A	In India	3,942.64	-	364.57	4,307.21
B	Outside India				
	Europe	164.35	737.07	528.59	1,430.01
	Africa	304.13	271.78	57.15	633.06
	Americas	79.48	1,834.39	225.96	2,139.83
	Asia (Excluding India)	124.75	42.11	289.61	456.47
	CIS	234.37	2.94	40.97	278.28
	Australasia	0.02	314.35	3.31	317.68
	Total (B)	907.10	3,202.64	1,145.59	5,255.33
	Total (A+B)	4,849.74	3,202.64	1,510.16	9,562.54

(₹ Crores)

Particulars		For the year ended March 31, 2025			
		Branded Generics	Generics	API	Total
A	In India	3,554.33	4.89	401.22	3,960.44
B	Outside India				
	Europe	232.07	687.11	469.29	1,388.47
	Africa	224.00	324.65	46.20	594.85
	Americas	79.05	1,602.29	229.40	1,910.74
	Asia (Excluding India)	150.88	33.41	274.71	459.00
	CIS	221.21	0.47	36.39	258.07
	Australasia	0.13	276.08	6.82	283.03
	Total (B)	907.34	2,924.01	1,062.81	4,894.16
	Total (A+B)	4,461.67	2,928.90	1,464.03	8,854.60

Disaggregation of exports on the basis of class of customer

(₹ Crores)

Sr. No.	Particulars	For the year ended March 31, 2026 Exports	For the year ended March 31, 2025 Exports
A	Institutional Sales	269.91	355.15
B	Non - Institutional Sales	1,812.67	1,563.43
	Total	2,082.58	1,918.58

Note - The above data is only restricted to holding company.

Information about major customers:

No single customer represents 10% or more of the group's total revenue during the year ended March 31, 2026 and March 31, 2025.

IPCA LABORATORIES LIMITED CIN L24239MH1949PLC007837

Notes to Consolidated Financial Statements as at and for the year ended March 31, 2026

Contract Liability

The Contract liability primarily relate to advances received from the customer against orders. Significant changes in the contract liabilities balance during the period are as under:

(₹ Crores)

Particulars	For the year ended March 31, 2026	For the year ended March 31, 2025
Balances at the beginning of the year	15.39	16.72
Add: Increases due to cash received during the year excluding amounts recognized as revenue during the year	16.82	13.48
Less: Revenue recognized that was included in the contract liability balance at the beginning of the year	13.09	14.81
Advances received which have remained outstanding at the end of the year	19.12	15.39

The contractual commitment with respect to contract liability will be executed in one year's time.

24 Other Income

(₹ Crores)

Particulars	For the year ended March 31, 2026	For the year ended March 31, 2025
Interest income on financial asset at amortised cost		
- From Bank	21.61	22.12
- From Others	6.93	9.73
Interest income on financial asset on EIR	3.18	3.27
Interest income on financial asset carries at FVTPL		
- Net gain on sale of mutual fund investments	33.50	31.18
- Changes in fair value of investments designated at FVTPL	27.38	15.44
Profit on sale of property, plant & equipment	2.79	2.76
Profit / (Loss) on Sale of Business (Net)	5.31	-
Miscellaneous income	12.89	6.67
Royalty income	0.82	1.63
Gain on deconsolidation of subsidiary	60.04	-
Total	174.45	92.80

25 Cost of Materials Consumed

(₹ Crores)

Particulars	For the year ended March 31, 2026		For the year ended March 31, 2025	
Raw Materials Consumed				
Opening stock	923.54		889.87	
Add : Purchases (Net of discount)	2,073.62		1,947.99	
Add : Raw material conversion charges	35.31		28.56	
	3,032.47		2,866.42	
Less: Closing stock	1,025.02	2007.45	923.54	1942.88
Packing Materials Consumed				
Opening stock	89.46		81.90	
Add : Purchases (Net of discount)	362.41		367.01	
	451.87		448.91	
Less: Closing stock	88.07	363.80	89.46	359.45
Neutralisation of duties and taxes on inputs for exports - duty drawback benefits		(27.24)		(25.51)
Total		2,344.01		2,276.82

Notes to Consolidated Financial Statements as at and for the year ended March 31, 2026

26 Purchases of Traded Goods

(₹ Crores)

Particulars	For the year ended March 31, 2026	For the year ended March 31, 2025
Formulations	519.55	534.71
Active Pharmaceutical Ingredients/ Intermediates	13.07	13.07
Total	532.62	547.78

27 Changes in inventories of Finished Goods (FG), Work-in-progress (WIP) and Traded Goods

(₹ Crores)

Particulars	For the year ended March 31, 2026		For the year ended March 31, 2025	
Inventory Adjustments - WIP				
Stock at commencement	400.06		417.00	
Less: Stock at closing	441.62	(41.56)	400.06	16.94
Biological Assets- standing crops (Refer note no. 8A for disclosure)				
Stock at commencement	0.17		1.75	
Less:- Loss on Fair Valuation	-		(1.75)	
Less: Stock at closing	0.35	(0.18)	0.17	(0.17)
Inventory Adjustments - FG				
Stock at commencement				
- Own	914.58		680.04	
- Traded	161.01		332.73	
- Acquisition through Business combination	0.59		-	
	1,076.18		1,012.77	
Less: Stock at closing				
- Own	877.25		914.58	
- Traded	211.10	(12.17)	161.01	(62.82)
Total		(53.91)		(46.05)

28 Employee Benefits Expenses

(₹ Crores)

Particulars	For the year ended March 31, 2026	For the year ended March 31, 2025
Salaries, bonus, perquisites, etc.	1,963.59	1,809.16
Contribution to provident and other funds	92.21	82.90
Leave encashment	16.19	22.98
Leave travel assistance	7.80	9.21
Gratuity fund contributions	26.12	18.93
Staff welfare expenses	48.35	36.64
Recruitment & training	5.94	4.17
Total	2,160.20	1,983.99

IPCA LABORATORIES LIMITED CIN L24239MH1949PLC007837

Notes to Consolidated Financial Statements as at and for the year ended March 31, 2026**29 Finance Cost**

(₹ Crores)

Particulars	For the year ended March 31, 2026	For the year ended March 31, 2025
Interest expense	65.57	77.25
Other borrowing cost	0.21	0.61
Interest on Direct taxes	3.13	2.12
Interest on Indirect taxes	1.17	0.82
Interest expenses on lease liability (refer note no.35)	5.86	4.13
Total	75.94	84.93

30 Depreciation & Amortisation

(₹ Crores)

Particulars	For the year ended March 31, 2026	For the year ended March 31, 2025
Depreciation on tangible assets	374.50	355.98
Depreciation on right-of-use assets	25.55	21.87
Amortisation on intangible assets	18.07	19.97
Total	418.12	397.82

31 Other Expenses

(₹ Crores)

Particulars	For the year ended March 31, 2026	For the year ended March 31, 2025
Consumption of stores and spares	117.74	103.76
Power and fuel	358.39	344.89
Water charges	6.70	6.34
Freight, forwarding and transportation	322.13	343.31
Outside manufacturing charges	39.76	48.19
Repairs and maintenance	311.68	277.39
Loss on sale of Property, plant & equipment	4.59	-
Property, plant & equipment scrapped	3.82	2.02
Commission on sales and brokerage	48.58	58.89
Field staff expenses	133.62	123.67
Sales and marketing expenses	556.99	473.44
Product information catalogue	45.41	41.77
Expenditure on scientific research	116.70	80.54
Laboratory expenses and analytical charges	105.80	96.71
Rent	17.93	17.75
Rates and taxes	21.08	20.92
Travelling expenses	40.46	37.13
Professional charges	86.34	74.04
Printing and stationery	15.75	16.76
Books, subscription and software	7.52	8.81
Product registration expenses	48.75	37.82
GST expenses	47.31	42.78
Communication expenses	10.56	10.25
Insurance	38.73	35.18

Notes to Consolidated Financial Statements as at and for the year ended March 31, 2026

Particulars	For the year ended March 31, 2026	For the year ended March 31, 2025
Intellectual property right expenses	0.95	0.78
Remuneration to auditors (Including Limited Review & Tax Audit)	1.19	1.06
Remuneration to components' auditors	2.82	3.22
Bank charges	3.15	2.91
Provision for doubtful debts/advances	4.01	2.67
Bad debts and other balance written off	2.78	1.13
Impairment of Intangible assets	7.77	26.99
CSR expenses	19.84	18.54
Impairment of financial assets	27.25	27.51
Foreign exchange (gain)/loss-net (Refer Note 3 below)	20.40	(33.01)
Political contribution	2.50	1.00
Fair value changes - Biological assets (Refer Note. No. 8A)	0.04	1.68
Miscellaneous expenses (none of which individually forms more than 1% of the operating revenue)	85.81	94.07
Total	2,684.85	2,450.91

(₹ Crores)

Particulars	For the year ended March 31, 2026	For the year ended March 31, 2025
Details of:		
1 Repairs and Maintenance:		
Building	53.45	32.98
Machinery	178.66	181.88
Others	79.57	62.53
	311.68	277.39
2 Remuneration To Auditors:		
Audit fees including Limited Review	0.81	0.69
Tax audit including transfer pricing	0.16	0.14
Tax matters	0.15	0.15
Certification and other services	0.02	0.01
Component audit fees	0.05	0.07
	1.19	1.06

- 3 The Company consistently discloses the impact of exchange (gain) / loss as part of other expenses to maintain uniformity of disclosure in each quarter and annual accounts.

The Foreign exchange (gain) / loss includes unrealised loss on forward contract amounting to ₹ 87.07 crores (Previous year gain on forward contracts amounting to ₹ 4.89 crores)

- 4 Total expenditure on R & D is included in respective heads of accounts as under:

(₹ Crores)

Particulars	For the year ended March 31, 2026	For the year ended March 31, 2025
Expenditure on Scientific Research (Includes stores and chemicals, Bio-availability, Bio-equivalence and Toxicity Studies)	81.69	80.54
Cost of materials consumed	36.39	12.91
Employee benefits expenses	122.08	106.55
Other expenses	58.36	51.05
Depreciation	26.22	24.07
Total	324.74	275.12

IPCA LABORATORIES LIMITED CIN L24239MH1949PLC007837

Notes to Consolidated Financial Statements as at and for the year ended March 31, 2026

32 Exceptional Items

(₹ Crores)

Particulars	For the year ended March 31, 2026	For the year ended March 31, 2025
Interest settlement of European Commission	58.26	-
Impact of new Labour Codes	45.82	-
Net (gain) / loss on disposal of Property, Plant and Equipment	(17.65)	-
Impairment of exposure in Associate	-	118.90
Impairment of Freehold Land	-	86.15
Total	86.43	205.05

(a) In continuation of the pending litigation, Unichem Laboratories Limited and its subsidiary Niche Generics Ltd. ("Niche") has received a demand order dated 17th September, 2025 from the European Commission (EU) for payment of fine and interest aggregating to Euro 19.55 million (INR 203.89 Crores) and the same is fully settled by Unichem on 28th October, 2025 after adjusting the payments of Euro 2.79 million (INR 29.12 Crores) already made by Niche in instalments to EU. In regard to above, Unichem had fully recognised a provision in its books towards payment of fine amounting to Euro 13.96 million (INR 125.62 Crores) towards EU fine during year ended March 31, 2024 and the balance amount of INR 58.26 Crores representing the interest is recorded during the year under exceptional items by the said Unichem which is included in these Consolidated financial statements.

(b) On November 21, 2025, the Government of India notified provisions of the Code on Wages, 2019, the Industrial Relations Code, 2020, the Code on Social Security, 2020 and the Occupational Safety, Health and Working Conditions Code, 2020, ('Labour Codes') which consolidate twenty-nine existing labour laws into a unified framework governing employee benefits during employment and post-employment. The Labour Codes, amongst other things introduces changes, including a uniform definition of wages and enhanced benefits relating to gratuity and leave. The Holding Company and its subsidiary companies initially assessed the financial implications of these changes which has resulted in increase in gratuity and leave liability arising out of past service cost by ₹ 13.35 crores. Thereafter the Holding Company and its subsidiary companies during the quarter ended March 31, 2026 revised the pay structure which resulted in incremental liability for past services of an additional amount of ₹ 32.47 crores aggregating to ₹ 45.82 crores for the year. Considering the impact arising out of an enactment of the new legislation is an event of non-recurring nature, the Company has presented this incremental amount as "Impact of new Labour Codes" under "Exceptional Item" in the Statement of Profit and Loss for the year ended March 31, 2026.

(c) Impairment of exposure in Associate

During the year the holding company has carried out impairment testing towards the exposure in the associate Krebs Biochemicals & Industries Ltd. and based on the estimations of the carrying value the company has provided impairment amounting to ₹ 118.90 crores (previous year ₹ 11.10 crores).

(d) Impairment of Freehold Land

During the current year, Unichem has entered into a deed of conveyance dated 9th October 2025 with Lodha Developers Limited (formerly known as "Macrotech Developers Limited") for sale of freehold land and building situated at Prabhat Estate, off S.V. Road, Jogeshwari (West), Mumbai 400102 at an agreed consideration of ₹ 279.00 crores resulting in a gain (net of related expenses) of ₹ 17.65 crores in consolidated financials statements, which has been recorded as an exceptional item.

During the previous year, Unichem has entered into an agreement for sale of immoveable property situated at Jogeshwari for a consideration of ₹ 279.00 crores and it is subject to certain pre-conditions which are under process. difference between the carrying value and consideration of such assets amounting to ₹ 86.15 crores (PY Nil) is impaired and disclosed as exceptional Item.

33 Tax Expense

(₹ Crores)

Particulars	For the year ended March 31, 2026	For the year ended March 31, 2025
Current Tax	420.63	373.14
Tax expense of previous year	(2.80)	(1.09)
Deferred Tax	(36.68)	(28.44)
Total	381.15	343.61

i. Reconciliation of current rate of tax and effective rate of tax:		
Profit before Income taxes	1,572.52	1,131.14
Enacted tax rates in India (%)	25.17%	25.17%
Taxable Profit Before Tax	1,882.19	1,257.83
Non Adjustable loss of Components	309.67	126.69
Computed expected tax expenses	473.76	316.60
Accelerated Depreciation	(5.58)	(6.86)
Effect of non-deductible expenses	79.54	100.31
Effect of deductible expenses	(141.10)	(39.34)
Tax on Capital transaction	21.19	11.37
Additional deduction on Research and Development Expenses	(7.13)	(8.71)
Others	(0.05)	(0.23)
Income tax expenses - net	420.63	373.14

ii. Reconciliation of Deferred Tax

Deferred tax (assets)/liabilities in relation to:

(₹ Crores)

Particulars	As at March 31, 2025	Addition on account of Deconsolidation	Recognised in OCI	Recognised in profit/loss	As at March 31, 2026
Property, plant and equipment and ROU Assets	316.47	-	1.04	13.13	330.64
Fair value of assets acquired under business combination	102.49	-	-	(64.71)	37.78
Lease Liability	(8.68)	-	-	(6.44)	(15.12)
Tax Disallowances	(54.63)	(17.59)	(0.44)	1.33	(71.33)
Impairment of Investment	(1.96)	-	-	1.92	(0.04)
Fair Value of Investments	1.79	-	-	(1.18)	0.61
Unabsorbed losses	(77.43)	-	(0.06)	19.27	(58.22)
Total	278.05	(17.59)	0.54	(36.68)	224.32

IPCA LABORATORIES LIMITED CIN L24239MH1949PLC007837

Notes to Consolidated Financial Statements as at and for the year ended March 31, 2026

(₹ Crores)

Particulars	As at March 31, 2024	Addition on account of Business acquisition	Recognised in OCI	Recognised in profit/loss	As at March 31, 2025
Property, plant and equipment and ROU Assets	305.16	-	0.49	10.82	316.47
Fair value of assets acquired under business combination	122.58	-	-	(20.09)	102.49
Lease Liability	(4.76)	-	-	(3.92)	(8.68)
Tax Disallowances	(41.31)	-	(0.05)	(13.27)	(54.63)
Impairment of Investment	(15.71)	-	-	13.75	(1.96)
Fair Value of Investments	0.98	-	-	0.81	1.79
Unabsorbed losses	(60.70)	-	(0.19)	(16.54)	(77.43)
Total	306.24	-	0.25	(28.44)	278.05

34 Disclosure as required by Accounting Standard – Ind AS 33 “Earnings Per Share” of the Companies (Indian Accounting Standards) Rules 2015.

The earning per share is calculated by dividing the profit after tax by weighted average number of shares outstanding for basic & diluted EPS.

(₹ Crores)

Particulars	For the year ended March 31, 2026	For the year ended March 31, 2025
i Profit after tax and before exceptional Items*	1,190.90	891.58
ii Profit after tax and exceptional Items	1,141.12	737.68
iii Equity shares outstanding at year end (nos.)	25,37,04,218	25,37,04,218
iv Weighted average no. of shares outstanding (Nos.) (Basic)	25,37,04,218	25,37,04,218
v Nominal value of equity share (₹)	1.00	1.00
vi Basic and Diluted EPS before exceptional item (i / iv) (₹)	46.94	35.14
vii Basic and Diluted EPS after exceptional item (ii / iv) (₹)	44.98	29.08

* For the year ended 31st March, 2026 amount is net of Non-controlling share in respect of impairment of freehold land, net of deferred tax.

35 Disclosure in accordance with Ind AS – 116 “Leases”, of the Companies (Indian Accounting Standards) Rules, 2015.

The carrying value of right-of-use asset recognised and the movements thereof during the year ended are as follows:

(₹ Crores)

Particulars	Land and Building	
	For the year ended March 31, 2026	For the year ended March 31, 2025
Balance as at April 01,	218.42	216.21
Additions during the year	65.26	23.39
Reversal during the year	0.17	(0.69)
Foreign currency translation	2.34	-
Depreciation on Right-of-use asset	25.55	21.87
Balance as at March 31,	260.30	218.42

Notes to Consolidated Financial Statements as at and for the year ended March 31, 2026

The carrying value of lease liability and movement thereof during the year ended are as follows :

(₹ Crores)

Particulars	For the year ended March 31, 2026	For the year ended March 31, 2025
Balance as at April 01,	61.04	50.86
Additions during the year	58.62	23.92
Finance cost accrued during the year	5.86	4.13
Reversal during the year	0.18	0.32
Foreign currency translation	(1.89)	(0.48)
Payment of lease liabilities	22.41	18.03
Balance as at March 31,	104.82	61.04
Current portion of Lease liability	17.93	10.14
Non - Current portion of Lease liability	86.89	50.90
Total	104.82	61.04

The weighted average incremental borrowing rate applied to lease liabilities range between 7% to 8%.

The details of the contractual maturities of lease liabilities on an undiscounted basis are as follows:

(₹ Crores)

Particulars	As at March 31, 2026	As at March 31, 2025
Less than one year	26.16	17.04
One to five years	77.22	45.23
More than five years	65.64	59.56
Total	169.02	121.83

The Group does not face a significant liquidity risk with regard to its lease liabilities as the current assets are sufficient to meet the obligations related to lease liabilities as and when they fall due.

36 Segment Reporting

Disclosure as required by IND AS 108 “Operating Segments”, of the Companies (Indian Accounting Standards) Rules, 2015.

Based on the “management approach” as defined in Ind AS 108, the Chief Operating Decision Maker (CODM) evaluates the Company’s performance, in accordance with Ind AS 108 “Operating Segments”, the operations of the Group are categorised in one segment viz Pharmaceuticals.

The geographic information of the Group’s revenues by the Company’s country of domicile and other countries is tabulated hereunder:

Additional disclosure required as per Ind AS 108

Particulars	For the year ended March 31, 2026		For the year ended March 31, 2025	
	Amount (₹ in crores)	% of Total Segment Revenue	Amount (₹ in crores)	% of Total Segment Revenue
Segment Revenue				
- India	4,386.62	45.47%	4,042.02	45.21%
- Outside India	5,259.71	54.53%	4,897.57	54.79%
Total	9,646.33	100.00%	8,939.59	100.00%

Of the above, revenue from sales to/with in USA amounts to ₹ 2139.83 crores (previous year ₹ 1910.74 crores).

The geographic information of the Non-current assets “outside India” is less than 10% of the total Non-current assets of the Group and therefore, not disclosed separately.

No single customer represents 10% or more of the group’s total revenue during the year ended March 31, 2026 and March 31, 2025.

IPCA LABORATORIES LIMITED CIN L24239MH1949PLC007837

Notes to Consolidated Financial Statements as at and for the year ended March 31, 2026**37 Disclosure in accordance with Ind AS 24 "Related Party Disclosures", of the Companies (Indian Accounting Standards) Rules, 2015.****A. List of related parties**

Relationships	Country
i. Entities having significant influence	
Shareholders of Ipca Laboratories Ltd.	
Kaygee Investments Pvt. Ltd.	India
ii. Associates	
Krebs Biochemicals & Industries Ltd.	India
iii. Joint Venture	
Avik Pharmaceutical Ltd.	India
Lyka Labs Ltd.	India
iv. Key Management Personnel	
Mr. Premchand Godha	Executive Chairman India
Mr. Ajit Kumar Jain	Managing Director & CFO India
Mr. Pranay Godha	Managing Director & CEO India
Mr. Prashant Godha	Executive Director India
Dr. Narendra Mairpady	Independent Director India
Dr. (Ms.) Manisha Premnath (till September 20, 2024)	Independent Director India
Mr. Kamal Kishore Seth	Independent Director India
Dr. (Ms.) Swati Patankar	Independent Director India
Mr. Vivek Keshav Shiralkar (w.e.f May 29, 2024)	Independent Director India
Ms. Usha Premchand Godha	Relative India
Ms. Bhawna Godha	Relative India
Ms. Neetu Godha	Relative India
v. Entities which are subsidiaries of Kaygee Investments Private Limited (KIPL)	
Kaygee Laboratories Pvt. Ltd.	India
Makers Laboratories Ltd.	India
Paschim Chemicals Pvt Ltd. (merged with Kaygee Investments Private Limited w.e.f June 27, 2025)	India
Mexin Medicaments Pvt. Ltd. (merged with Kaygee Investments Private Limited w.e.f June 27, 2025)	India
vi. Other Related Parties	
(Entities in which directors or their relatives have significant influence and with whom there were transaction during the period)	
Nipra Industries Pvt. Ltd.	India
Vandhara Industries Pvt. Ltd.(erstwhile Nipra Packaging Pvt. Ltd.)	India
Prabhat Foundation	India
Vandhara Resorts Pvt. Ltd.	India
Ipca Foundation	India

Details of related party transaction are given in statement 1 attached to the financial statement. The value of related party transaction and balances reported are based on actual transaction and without giving effect to notional Ind AS adjustment entries.

38 Contingent liabilities and Commitments
A. Contingent Liabilities

(₹ Crores)

Particulars	As at March 31, 2026		As at March 31, 2025	
Claims against the Group not acknowledged as debts	45.98		44.05	
Amount deposited under protest	(1.55)	44.43	(1.54)	42.51
Guarantees given by banks in favour of Govt. & others		30.04		26.34
Term deposit with Bank as security for short term working capital loan provided to Associate company **		11.00		11.00
Related to closure of Niche manufacturing facility ***		-		4.43
Other moneys for which the group is contingently liable for tax, excise, customs and other matters not accepted by the Company*	167.33		154.29	
Amount deposited under protest	(3.61)	163.72	(3.71)	150.58
Total		249.19		234.86

* It includes ₹4.15 crores (Previous year ₹4.15 crores) towards interest and penalty demanded by excise department, Ankleshwar relating to erstwhile Tonira Pharma Limited since amalgamated with the Company and is not payable in accordance with the order passed by the Hon'ble Central Excise and Service Tax Appellate Tribunal (CESTAT), Ahmedabad. The Department had moved the Hon'ble Gujarat High Court against the said CESTAT order and as per the order of the said Hon'ble High Court, the Company has furnished a Bank Guarantee of ₹2.00 crores to the department.

** Company has provided security by way of lien over the term deposit of ₹11.00 crores (previous year ₹11.00 crores) placed by the company with RBL Bank towards short term credit facility availed by Krebs Biochemicals & Industries Ltd., an Associate company.

*** During the previous year ended 31 March 2025, Unichem announced the closure of its subsidiary Niche Generics' manufacturing facility in Ireland, with estimated costs of ₹3.00–4.00 crores (£0.3–0.4 million). All related expenses have been fully recognised in the current year, and no further cash outflows are expected.

B. Other liabilities which are remote in nature

- (i) Claims made by the parties and ex-employees whose services have been terminated in earlier years are not acknowledged as debts. The matters are frivolous and are disputed under various forums. However in the opinion of the management, these claims are not tenable.
- (ii) Unichem has filed rectification letters in respect of certain income-tax refunds which have been withheld by the department. Unichem is of the view that once the rectification letters are processed by the department, the refunds will be received by Unichem.

In respect of matters stated above (B) (i) to (ii), the possibility of any liability devolving on Unichem is remote and hence no disclosure as contingent liability is considered necessary.

IPCA LABORATORIES LIMITED CIN L24239MH1949PLC007837

Notes to Consolidated Financial Statements as at and for the year ended March 31, 2026**C. Commitments**

(₹ Crores)

(i) Particulars	As at March 31, 2026		As at March 31, 2025	
(a) Estimated amount of contracts remaining to be executed on capital account and not provided for:				
Tangible Assets		368.55		344.97
Intangible Assets		1.31		0.23
		369.86		345.20
(b) Investment Commitments (net of payments)				
Share warrants - Lyka Labs Ltd.				
Preferential allotment of 50 lacs warrants @ ₹ 139.50 per warrant by Lyka Labs Ltd., Joint Venture in the year 2022-23. These warrants were convertible into equity shares in one or more tranches, at the option of the allottee, within a period of 18 months of its allotment. 24 lacs warrants converted into equity in the year 2023-24 and balance 26 lacs warrants converted in the year 2024-25.				
Commitments at beginning of the year	-		27.20	
Commitments during the year on allotment of warrants	-		-	
Sub Total	-		27.20	
Less: Payment during the year	-		(27.20)	
Sub Total	-		-	
Less: Payment made after end of the year		-		-
Remaining commitment on signing of the balance sheet	-	-		-
(c) Other Commitments				
Purchase orders backed by Letter of Credit opened by bankers.		22.53		29.55
		22.53		29.55
Total		392.39		374.75

The Company being principal promoter shareholder has given a letter of comfort in favour of its associate Krebs Biochemicals and Industries Ltd. towards its financial needs to support its going concern assumption and to meet its obligations.

(ii) In case of subsidiary Unichem Laboratories Ltd.

- Estimated amount of Contracts remaining to be executed (net of advances) on Capital account of ₹ 20.70 crores (P.Y. ₹ 33.24 crores) and on other purchase orders of ₹ 156.33 crores (P.Y. ₹ 119.47 crores) are not provided for.
- The Holding Company has imported goods under the advance authorisation scheme/ export promotion capital goods scheme to utilise the benefit of a zero or concessional customs duty rate and has availed packing credit against the export orders. These benefits are subject to future exports. Such pending export obligations at 31st March, 2026 aggregate to ₹ 229.36 crores (P.Y. ₹ 408.75 crores).
- The Holding Company's intention is to continue to provide financial support to its subsidiaries [mainly Niche Generics Ltd. and Unichem Farmaceutica Do Brasil Ltda].
- Unichem Company had passed resolution to subscribe to the non-cumulative redeemable preference shares upto GBP 2 million (equivalent ₹ 22.14 crores) to be issued by Niche Generics Ltd., a wholly owned subsidiary.

39 Political Contribution

The Holding Company made a political contribution of ₹ 2.50 crores to Bharatiya Janata Party in compliance with section 182(3) of the Companies Act, 2013, as amended. During the previous year, the Company had political contribution of ₹1.00 crore by cheque to Sikkim Democratic Front.

40 Financial Instruments

The carrying value and fair value of financial instruments by categories as at March 31, 2026 and March 31, 2025 are as follows:

(₹ Crores)

Particulars	As at March 31, 2026		As at March 31, 2025	
	Carrying Value	Fair Value	Carrying Value	Fair Value
Financial assets				
Amortised Cost				
Loans	64.30	64.30	75.11	75.11
Others	112.91	112.91	123.03	123.03
Trade receivables	2,014.26	2,014.26	1,884.14	1,884.14
Cash and cash equivalents & other bank balances	564.59	564.59	344.23	344.23
FVTPL				
Mutual funds considered as Cash and cash equivalents	633.42	633.42	763.39	763.39
Derivative assets	-	-	5.04	5.04
Investments in Unquoted Equity Shares	0.02	0.02	0.06	0.06
FVTOCI				
Investments carried at FVTOCI	26.51	26.51	25.26	25.26
Total Financial Assets	3,416.01	3,416.01	3,220.26	3,220.26
Financial liabilities				
Amortised Cost				
Borrowings	703.94	703.94	1,301.70	1,301.70
Lease Liability	104.82	104.82	61.04	61.04
Trade payables	940.29	940.29	846.17	846.17
Others	360.81	360.81	363.85	363.85
FVTPL				
Derivative Liabilities	88.54	88.54	1.47	1.47
Total Financial Liabilities	2,198.40	2,198.40	2,574.23	2,574.23

The management assessed that fair value of cash and short-term deposits, trade receivables, trade payables, book overdrafts and other current financial assets and liabilities approximate their carrying amounts largely due to the short-term maturities of these instruments.

The fair value of the financial assets and liabilities is included at the amount at which the instrument could be exchanged in a current transaction between willing parties, other than in a forced or liquidation sale.

41 Fair Value Hierarchy

This section explains the judgements and estimates made in determining the fair values of the financial instruments that are (a) recognised and measured at fair value and (b) measured at amortised cost and for which fair values are disclosed in the financial statements. To provide an indication about the reliability of the inputs used in determining fair value, the Group has classified its financial instruments into the three levels prescribed under the accounting standard. An explanation of each level follows underneath the table.

IPCA LABORATORIES LIMITED CIN L24239MH1949PLC007837

Notes to Consolidated Financial Statements as at and for the year ended March 31, 2026

Level 1 - Quoted prices (unadjusted) in active markets for identical assets or liabilities.

Level 2 – Inputs other than quoted prices included within Level 1 that are observable for the asset or liability, either directly (i.e. as prices) or indirectly (i.e. derived from prices).

Level 3 - Inputs for the assets or liabilities that are not based on observable market data (unobservable inputs).

(₹ Crores)

Particulars	Date of Valuation	Fair Value Measurement using			Total
		Quoted prices in active markets (Level 1)	Significant observable inputs (Level 2)	Significant unobservable inputs (Level 3)	
Financial assets measured at fair value					
Measured at FVTPL					
Mutual funds		633.42	-	-	633.42
Investments carried at FVTPL	As at	-	-	-	-
Biological Assets other than bearer plant	March 31, 2026	-	-	0.22	0.22
Measured at FVTOCI					
Investments		-	-	26.51	26.51
Total financial assets		633.42	-	26.73	660.15
Financial liabilities measured at fair value					
Measured at FVTPL	As at				
Derivative financial liabilities (Forward contracts)	March 31, 2026	-	88.54	-	88.54
Total financial liabilities		-	88.54	-	88.54
Financial assets measured at fair value					
Measured at FVTPL					
Mutual funds		763.39	-	-	763.39
Derivative financial assets (Forward contracts)	As at	-	5.04	-	5.04
Biological Assets other than bearer plant	March 31, 2025	-	-	0.26	0.26
Measured at FVTOCI					
Investments		-	-	25.26	25.26
Total financial assets		763.39	5.04	25.52	793.95
Financial liabilities measured at fair value					
Measured at FVTPL	As at				
Derivative financial liabilities (Forward contracts)	March 31, 2025	-	1.47	-	1.47
Total financial liabilities		-	1.47	-	1.47

42 Financial Risk Factors

The Group's business activities are exposed to a variety of financial risks: Market/Business risk, Credit risk, Exchange risk, etc. The Group's focus is to foresee the unpredictability of financial and business risks and seek to minimize potential adverse effects of these risks on its business and financial performance.

i. Business/Market Risk

The primary business/market risk to the Company is the price risk and its ability to pass on the same to its customers. The Company's operations extend to a number of countries across the globe and its products pricing competitiveness is a primary factor for the acceptability of Company's products in those markets. The Company has a robust procurement process, which ensures that its pricing power is not adversely affected by price changes in the market place for its raw materials. The backward integration into manufacturing of several APIs for its own use in the formulations manufacturing also works as a mitigating strategy for price risk faced by the Company.

Notes to Consolidated Financial Statements as at and for the year ended March 31, 2026

The other business risk is regulatory risk and regulatory audits of its manufacturing facilities by the regulators to ensure that the manufacturing facilities meet the current Good Manufacturing Practices (cGMP) requirements. While the stringent regulatory requirements and audits works as a business risk, the successful audit of its facilities by regulators coupled with price competitiveness results in higher business and margins for the Company.

The Company's products are also subjected to product liability claims/litigations. To mitigate these risks, the Company has obtained adequate Product Liability Insurance.

The Company, however, has a reduced risk from dependence on any single customer as no single customer or customer group accounts for more than 10% of Company's annual revenue. The Company also continuously forays into different markets/countries to reduce its dependence on any particular country or customer group. The Company also has a diversified therapeutic product portfolio and therefore no single product account for more than 10% of Company's annual revenue.

ii. Credit Risk

The Group has exposure to credit risks associated with sales to various developing markets/countries. To mitigate these credit risks arising out of this, the Group obtains credit insurance on a regular basis after evaluating the credit risk associated with a country/customer. Country/customer where no credit insurance is available, the Group monitors such risk by continuously monitoring its exposure to such country/customer. There was no historically significant credit risk in the domestic market for the Group. Based on the historical data, the Group has made adequate provisions for expected loss because of credit risk, which is neither significant nor material.

iii. Interest Risk

The Group has borrowings mainly in foreign currencies which is linked to SOFR. The Group mitigates these risks associated with floating SOFR rates by entering into interest rate swaps to move them to fixed SOFR rates. The domestic interest risk is exposed to the changes in the RBI bank rate. The Group manages this risk by managing its working capital effectively.

iv. Foreign Currency Risk

The Group continuously manages its risks associated with foreign currency by adopting various hedging strategies in consultation with internal and external experts. The Group has a system of regularly monitoring its currency wise exposures. The Group has a policy not to borrow in a currency where it has no business exposure.

v. Foreign currency exposure is as follows:

Sr. No	Particulars	Currency	As at March 31, 2026		As at March 31, 2025	
			Amount in foreign currency (in million)	Amount (₹ in crores)	Amount in foreign currency (in million)	Amount (₹ in crores)
l)	Foreign exchange liability					
a.	ECB Term Loan & Interest	USD	-	-	37.84	323.45
b.	Packing Credit & Interest	USD	-	-	17.01	145.39
c.	Trade & Other Payables	USD	14.28	135.41	11.81	101.01
		EURO	0.31	3.29	0.61	5.60
		GBP	0.08	1.06	0.02	0.18
		AUD	1.14	7.41	0.99	5.30
		NZD	0.44	2.40	0.80	3.89
		AED	0.01	0.01	0.02	0.05
		RUB	24.34	2.80	11.24	1.14
	Total			152.38		117.17

IPCA LABORATORIES LIMITED CIN L24239MH1949PLC007837

Notes to Consolidated Financial Statements as at and for the year ended March 31, 2026

Sr. No	Particulars	Currency	As at March 31, 2026		As at March 31, 2025	
			Amount in foreign currency (in million)	Amount (₹ in crores)	Amount in foreign currency (in million)	Amount (₹ in crores)
II)	Receivables in foreign currency					
a.	Trade & Other receivables	USD	53.31	506.03	54.69	467.41
		EUR	18.37	200.18	15.71	144.65
		AUD	7.14	46.46	10.18	54.75
		CAD	6.01	40.96	5.03	30.04
		NZD	9.39	50.97	9.21	44.96
		CHF	-	-	0.27	0.32
		COP	5,779.01	14.93	5,608.07	11.50
		RUB	42.16	4.93	17.95	1.83
	Total			864.46		755.46

The Holding Company has entered into various derivatives transactions, which are not intended for trading or speculative purpose but to hedge the export receivables included in ((II) a) above and future receivables and foreign currency loan interest rate risks.

vi. Liquidity risk

Liquidity risk is the risk that the Company will face in meeting its obligations associated with its financial liabilities. The Company's approach in managing liquidity is to ensure that it will have sufficient funds to meet its liabilities when due without incurring unacceptable losses. In doing this, management considers both normal and stressed conditions. The Company maintained a cautious liquidity strategy, with a positive cash balance throughout the year. Cash flow from operating activities provides the funds to service the financial liabilities on a day-to-day basis. The Company regularly monitors the rolling forecasts to ensure it has sufficient cash on an on-going basis to meet operational needs. Any short-term surplus cash generated, over and above the amount required for working capital management and other operational requirements, is retained as cash and cash equivalents (to the extent required) and any excess is invested in interest bearing term deposits and other highly marketable debt investments with appropriate maturities to optimise the cash returns on investments while ensuring sufficient liquidity to meet its liabilities.

Maturities of financial liabilities

The table below provides details regarding the contractual maturities of significant financial liabilities

(₹ Crores)

Particulars	Less than 1 year	1-2 years	2-5 years	More than 5 years	As at March 31, 2026
Borrowings	594.81	84.23	24.90	-	703.94
Lease liability	26.17	30.49	51.67	60.70	169.03
Trade payables	940.29	-	-	-	940.29
Others financial liability	360.81	-	-	-	360.81
Total	1,922.08	114.72	76.57	60.70	2,174.07

(₹ Crores)

Particulars	Less than 1 year	1-2 years	2-5 years	More than 5 years	As at March 31, 2025
Borrowings	758.46	285.61	257.63	-	1,301.70
Lease liability	17.04	17.96	27.27	59.56	121.83
Trade payables	846.17	-	-	-	846.17
Others financial liability	363.85	-	-	-	363.85
Total	1,985.52	303.57	284.90	59.56	2,633.55

Notes to Consolidated Financial Statements as at and for the year ended March 31, 2026

vii. Other Price Risk

The Company is mainly exposed to the price risk due to its investment in mutual funds. However, the Company is investing only in debt funds. The price risk arises due to uncertainties about the future market values of these investments. As at March 31, 2026, the investments in mutual funds is ₹ 633.44 crores (Previous year ₹763.39 crores). These are exposed to price risk. In order to minimize price risk arising from investments in mutual funds, the Company predominately invest in liquid fund where price risk is minimum.

Price risk sensitivity:

0.10% increase or decrease in prices will have the following impact on profit/loss before tax and on other components of investment value.

(₹ Crores)

Particulars	Impact on Profit		Impact on Investment Value	
	March 31, 2026	March 31, 2025	March 31, 2026	March 31, 2025
Price - increase by 0.10%*	0.63	0.76	0.63	0.76
Price - decrease by 0.10% *	(0.63)	(0.76)	(0.63)	(0.76)

* assuming all other variables as constant

43 Capital Management

For the purpose of the Groups capital management, capital includes paid-up equity share capital, share premium and all other equity reserves attributable to the equity holders. The primary objective of the Group's capital management is to maximise the shareholders' value.

The Group manages its capital structure and makes adjustments in light of changes in economic conditions and the requirements of the financial covenants. To maintain or adjust the capital structure, the Group may adjust its dividend payment ratio to shareholders, return capital to shareholders or issue fresh shares. The Group monitors capital using a gearing ratio, which is net debt divided by its total capital. The Group includes within its net debt the interest bearing loans and borrowings, trade and other payables less cash and cash equivalents.

(₹ Crores)

Particulars	As at March 31, 2026	As at March 31, 2025
Borrowings (Non-current and Current)	703.94	1,301.70
Lease liability (Non-current and Current)	104.82	61.04
	808.76	1,362.74
Less: Cash and Cash Equivalents and Bank Balances		
Cash and Cash Equivalents	(437.12)	(167.17)
Bank Balances	(127.47)	(177.06)
Investment in Mutual Funds	(633.42)	(763.39)
	(1,198.01)	(1,107.62)
Net debt	(389.25)	255.12
Total Equity	8,101.25	6,966.03
Capital and net debt Gearing ratio	-	0.04

In order to achieve this overall objective, the Group's capital management, amongst other things, aims to ensure that it meets the financial covenants attached to the interest-bearing loans and borrowings that define capital structure requirements. Breaches in meeting the financial covenants would permit the lending institutions to immediately call back the loans and borrowings. There have been no breaches in the financial covenants of any interest-bearing loans and borrowing in the current period.

No changes were made in the objectives, policies or processes for managing the capital during the years ended March 31, 2026 and March 31, 2025.

IPCA LABORATORIES LIMITED CIN L24239MH1949PLC007837

Notes to Consolidated Financial Statements as at and for the year ended March 31, 2026

44 Derivative Financial Instruments

I In case of Holding Company

The details of outstanding foreign exchange forward contracts and other derivatives designated as cash flow hedges:

Particulars	Currency	As at March 31, 2026 In Million	As at March 31, 2025 In Million
Forward Contracts - Exports	USD	76.50	81.17
	STG	1.75	6.00
	EUR	26.24	36.38
	AUD	21.20	13.65
	NZD	10.58	4.00
Forward Contracts - Imports	USD	-	1.30

The foreign exchange forward contracts mature within twelve months or more. The table below shows the derivative financial instruments into relevant maturity groupings based on the remaining period as at balance sheet date.

Particulars	Currency	As at March 31, 2026 In Million	As at March 31, 2025 In Million
Forward Contracts - Exports Not later than one month	USD	-	8.00
	STG	0.65	1.00
	EUR	0.49	1.38
	AUD	1.20	0.75
	NZD	1.08	-
Later than one month and not later than three months	USD	11.00	12.00
	STG	1.10	1.00
	EUR	4.00	4.00
	AUD	4.00	2.90
	NZD	2.50	2.00
Later than three months and not later than one year	USD	65.50	54.17
	STG	-	3.00
	EUR	21.75	27.00
	AUD	16.00	10.00
	NZD	7.00	2.00
Later than one year	USD	-	7.00
	STG	-	1.00
	EUR	-	4.00

Particulars	Currency	As at March 31, 2026 In Million	As at March 31, 2025 In Million
Forward Contracts - Imports			
Not later than one month	USD	-	1.30
Later than one month and not later than three months	USD	-	-
Later than three months and not later than one year	USD	-	-

Notes to Consolidated Financial Statements as at and for the year ended March 31, 2026

Hedge effectiveness is determined at the inception of the hedge relationship and through periodic prospective effectiveness assessments to ensure that an economic relationship exists between the hedged item and the hedging instrument, including whether the hedging instrument is expected to offset changes in cash flows of hedged items.

If the hedge ratio for risk management purposes is no longer optimal but the risk management objective remains unchanged and the hedge continues to qualify for hedge accounting, the hedge relationship will be rebalanced by adjusting either the volume of the hedging instrument or the volume of the hedged item so that the hedged ratio aligns with the ratio used for risk management purposes. Any hedge ineffectiveness is calculated and accounted in the statement of profit and loss at the time of hedge relationship re-balancing.

The Group offsets a financial asset and a financial liability when it currently has a legally enforceable right to set off the recognised amounts and the Group intends either to settle on a net basis, or to realise the asset and settle the liability simultaneously. During the year the Group has not settled any such transactions.

II In case of subsidiary Unichem Laboratories Ltd., "Unichem".

Unichem has managed the foreign exchange risk with appropriate hedging activities in accordance with policies. Unichem manages currency risk as per trends and experiences. Unichem uses forward exchange contracts to hedge against its foreign currency exposures relating to export receivables. Unichem does not enter into any derivative instruments for trading or speculative purposes.

Fair Value Hedge

Hedging Instrument and Hedge Item:

(₹ Crores)

Type of Hedge and Risks	Nominal Value	Carrying amount as at March 31, 2026		Changes in amount of fair value	Hedge Maturity Date	Line Item in Balance Sheet
		Assets	Liabilities			
Foreign currency risk						
Trade Receivables hedged by Forward Contracts	338.33	315.72	-	(22.61)	April 2026 to January 2027	Other Financial Liability
Cash flow hedge	-	-	-	-	-	Other Financial Liability

Hedging Instrument and Hedge Item:

(₹ Crores)

Type of Hedge and Risks	Nominal Value	Carrying amount as at March 31, 2025		Changes in amount of fair value	Hedge Maturity Date	Line Item in Balance Sheet
		Assets	Liabilities			
Foreign currency risk						
Trade Receivables hedged by Forward Contracts	238.34	241.78	-	3.44	August 2025 to March 2026	Other Financial Asset
Cash flow hedge	38.39	-	39.77	(1.38)	April 2025 to September 2026	Other Financial Liability

IPCA LABORATORIES LIMITED CIN L24239MH1949PLC007837

Notes to Consolidated Financial Statements as at and for the year ended March 31, 2026

i) The following are the outstanding forward contracts:

Currency	Buy/Sell	As at March 31, 2026		As at March 31, 2025	
		In Foreign Currency (in Million)	(₹ Crores)	In Foreign Currency (in Million)	(₹ Crores)
USD	Sell	37.60	315.72	27.00	241.78

Hedge effectiveness is determined at the inception of the hedge relationship and through periodic prospective effectiveness assessments to ensure that an economic relationship exists between the hedged item and the hedging instrument, including whether the hedging instrument is expected to offset changes in cash flows of hedged items.

If the hedge ratio for risk management purposes is no longer optimal but the risk management objective remains unchanged and the hedge continues to qualify for hedge accounting, the hedge relationship will be re-balanced by adjusting either the volume of the hedging instrument or the volume of the hedged item so that the hedged ratio aligns with the ratio used for risk management purposes. Any hedge ineffectiveness is calculated and accounted in the Statement of Profit and Loss at the time of hedge relationship re-balancing.

Unichem offsets a financial asset and a financial liability when it currently has a legally enforceable right to set off the recognized amounts and Unichem intends either to settle on a net basis, or to realize the asset and settle the liability simultaneously. During the year Unichem has not settled any such transactions.

ii) Foreign Currency exposure not hedged by forward contracts are given below:

Particulars	As at March 31, 2026		As at March 31, 2025	
	In Foreign Currency (in Million)	(₹ Crores)	In Foreign Currency (in Million)	(₹ Crores)
A) Trade Receivables and Vendor advances				
EURO	2.40	25.84	3.50	31.83
CHF	-	*	-	0.11
USD	22.30	211.11	-	-
GBP	0.10	0.96	-	-
ZAR	-	-	0.50	0.20
CAD	0.10	0.75	0.10	0.75
B) Trade Payables and Customer advances				
EURO*	-	0.44	0.40	3.53
CHF	-	-	-	-
USD	14.90	140.91	3.10	26.47
GBP*	-	0.27	-	0.43
C) Borrowings				
USD (PCFC loan)	-	-	2.50	21.37
USD (ECB loan)	5.60	53.35	6.00	51.29
D) Short term provision (EU fine net of deposit)				
EURO	-	-	11.30	103.74

*Amount less than 0.50 lacs in current year

45 SHARE BASED PAYMENT PLANS (ESOP)

(i) During the year ended 31st March, 2026, Unichem has share based payment arrangements which are described below:

Type of arrangement	ESOP 2018	
	Senior Management stock option scheme - I	
	March 31, 2026	March 31, 2025
Date of Grant	01.07.2023	01.07.2023
Number granted	5,00,000	5,00,000
Contractual life	1-3 years	1-3 years
Vesting condition	As decided by Board / Compensation Committee based on various factors	As decided by Board / Compensation Committee based on various factors

(ii) Summary of stock option are as follows:

Particulars	ESOP 2018	
	For the year ended March 31, 2026	For the year ended March 31, 2025
Option outstanding at the beginning of the year (Nos.)	5,00,000	5,00,000
Granted during the year (Nos.)	-	-
Exercised during the year (Nos.)	-	-
Lapsed during the year (Nos.)	-	-
Option outstanding at the end of the year (Nos.)	5,00,000	5,00,000
Vested and exercisable at the end of the year (Nos.)	3,75,000	2,50,000
Weighted Average Exercise Price (₹)	370	370
Weighted Average Fair Value of Option at the measurement date * (₹)	122	122

* The fair value at grant date is determined using the Black-Scholes-Merton Option Pricing Model which takes into account the market price of the optioned stock, exercise price, expected life of the option and expected price volatility of the underlying share, the expected dividend yield and the risk-free interest rate for the term of the option.

During the year ended 31st March, 2025, outstanding ESOP at the beginning of the year have been surrendered by the employees to Unichem. Further, Unichem has granted 500,000 stock options to the employee of the Unichem's WOS.

(iii) Share options outstanding at the end of year have the following expiry dates and exercise prices

Grant Date	Expiry date	Scheme name	Exercise price (₹)	No. of ESOPS	
				As at March 31, 2026	As at March 31, 2025
1st July, 2023	30th Sept., 2026*	ESOP 2018	370	2,50,000	2,50,000
1st July, 2023	30th Sept., 2026 *	ESOP 2018	370	1,25,000	1,25,000
1st July, 2023	31st July, 2027	ESOP 2018	370	1,25,000	1,25,000
Total				5,00,000	5,00,000

* During the year, Unichem has revised the expiry date of existing ESOPs from 30th September 2025 for 2,50,000 options and from 31st July 2026 for 1,25,000 options to 30th September 2026.

(iv) Expenses arising from share-based payment transactions recognised in profit or loss as part of employee benefit expense were as follows:

(₹ Crores)

Particulars	2025-26	2024-25
Employee Stock option plan	0.81	2.06
Total	0.81	2.06

IPCA LABORATORIES LIMITED CIN L24239MH1949PLC007837
Notes to Consolidated Financial Statements as at and for the year ended March 31, 2026
46 Disclosure of Interest in Other entities as per Ind AS 112

- I. Consolidated financial statements comprises the financial statements of Ipca Laboratories Limited, its subsidiaries, associates and joint venture as listed below:

Sr. No.	Name of entity	Principal place of business	Proportion of ownership (%)	
			As at March 31, 2026	As at March 31, 2025
(i) Subsidiary companies				
1	Ipca Pharmaceuticals, Inc. USA	USA	100.00	100.00
2	Ipca Laboratories (U.K.) Ltd.	UK	100.00	100.00
3	Ipca Pharma Nigeria Ltd.	Nigeria	100.00	100.00
4	Ipca Pharma (Australia) Pty. Ltd.	Australia	100.00	100.00
5	Trophic Wellness Pvt. Ltd.	India	58.88	58.88
6	Unichem Laboratories Ltd.	India	52.67	52.67
7	Unichem Laboratories Ltd., Ireland (w.e.f May 01, 2025)	Ireland	100.00	-
8	Ipca Pharmaceuticals, GmbH (Incorporated w.e.f October 16, 2025)	Germany	100.00	-
(ii) Step down Subsidiary companies				
1	Onyx Scientific Ltd. (Subsidiary of Ipca Laboratories (U.K.) Ltd.)	UK	100.00	100.00
2	Ipca Pharma (NZ) Pty. Ltd. (Subsidiary of Ipca Pharma (Australia) Pty. Ltd.)	New Zealand	100.00	100.00
3	Pisgah Labs Inc, USA (Subsidiary of Ipca Pharmaceuticals, Inc. USA)	USA	100.00	100.00
4	Bayshore Pharmaceuticals LLC. (Subsidiary of Ipca Pharmaceuticals Inc, USA) (till January 31, 2026)	USA	-	100.00
5	Niche Generics Ltd. (Subsidiary of Unichem Laboratories Ltd.)	UK	52.67	52.67
6	Unichem S.A. Pty Ltd. (Subsidiary of Unichem Laboratories Ltd.)	South Africa	52.67	52.67
7	Unichem Pharmaceuticals (USA) Inc.(Subsidiary of Unichem Laboratories Ltd.)	USA	52.67	52.67
8	Unichem Farmaceutica Do Brasil Ltda. (Subsidiary of Unichem Laboratories Ltd.)	Brazil	52.67	52.67
9	Unichem Laboratories Limited, Ireland. (Subsidiary of Unichem Laboratories Ltd.) (till April 30, 2025)	Ireland	-	52.67
10	Unichem China Pvt Ltd. (Subsidiary of Unichem Laboratories Ltd.)	China	52.67	52.67
(iii) Joint Venture/Operation				
1	Avik Pharmaceutical Ltd.	India	50.00	50.00
2	Lyka Labs Ltd.	India	40.98	40.98
(iv) Associates				
1	CCPL Software Private Ltd.	India	28.95	28.95
2	Krebs Biochemicals & Industries Ltd.	India	49.65	49.65
3	Synchron Research Services Private Ltd. (Associate of Unichem Laboratories Ltd.)	India	16.91	16.91

II. Information about Associates and Joint Venture

The consolidated financial statements of the Group include:

Sr. No.	Name of Entity	Nature of Relationship	Principal Activities	Principal place of business	Proportion of ownership (%)	
					As at March 31, 2026	As at March 31, 2025
1	Avik Pharmaceutical Ltd.	Joint Venture	Manufacturing	India	50.00	50.00
2	Lyka Labs Ltd.	Joint Venture	Manufacturing & Marketing	India	40.98	40.98
3	Krebs Biochemicals & Industries Ltd.	Associate	Manufacturing	India	49.65	49.65
4	Synchron Research Services Private Ltd.	Associate	Technical Testing & Analysis Services	India	16.91	16.91

III. Investments in Associates and Joint Venture are measured using the Equity Method.

Notes to Consolidated Financial Statements as at and for the year ended March 31, 2026

IV. Summarised financial information for individually non-material associates and joint venture

(₹ Crores)

Description	For the year ended March 31, 2026	For the year ended March 31, 2025
Share of Total Comprehensive Income in associates (net)- Non - Material	(8.20)	(13.40)
Share of Total Comprehensive Income in joint venture (net)- Non - Material	0.81	11.10
Total Share of Profit / (loss) in associates and joint venture	(7.39)	(2.30)

V. Carrying amount of immaterial entities

(₹ Crores)

Description	As at March 31, 2026	As at March 31, 2025
Carrying amount of interests in the Associate	(31.96)	(23.76)
Carrying amount of interests in the Joint Venture	215.57	214.76

VI. Financial information about the entity's investments in aggregate for all individually immaterial Joint Venture

(₹ Crores)

Particulars	For the year ended March 31, 2026	For the year ended March 31, 2025
Profit or (loss) from continuing operations	0.82	11.07
Other Comprehensive Income	(0.01)	0.03
Total Comprehensive Income	0.81	11.10

VII. Financial information about the entity's investments in aggregate for all individually immaterial Associates

(₹ Crores)

Particulars	For the year ended March 31, 2026	For the year ended March 31, 2025
Profit or (loss) from continuing operations	(8.41)	(13.36)
Other Comprehensive Income	0.21	(0.04)
Total Comprehensive Income	(8.20)	(13.40)

VIII. Contingent Liabilities of Associates and Joint Venture

(₹ Crores)

Description	As at March 31, 2026	As at March 31, 2025
Contingent Liabilities including bank guarantee	27.87	20.25
Amount deposited under protest	(9.12)	(4.86)
Total	18.75	15.39
Commitments	3.63	0.03

IPCA LABORATORIES LIMITED CIN L24239MH1949PLC007837

Notes to Consolidated Financial Statements as at and for the year ended March 31, 2026

IX. Information relating to major Subsidiary of the Group - Unichem Laboratories Ltd.

(₹ Crores)

Particulars	For the year ended March 31, 2026	For the year ended March 31, 2025
Non-current assets	1,536.85	1,539.93
Current assets	2,200.88	2,025.57
Non-current liabilities	(134.06)	(124.50)
Current liabilities	(885.94)	(994.31)
Fair Value & Others	150.89	403.24
Net assets	2,868.62	2,849.93
Net assets attributable to NCI	1,357.72	1,348.87
Revenue	2,264.91	2,063.12
Profit for the year	61.89	81.10
Profit/(Loss) allocated to NCI	29.29	38.38
Other comprehensive income	11.99	(7.42)
OCI allocated to NCI	5.67	(3.51)
Cash flow from operating activities	3.64	(7.02)
Cash flow from investing activities	192.06	(241.23)
Cash flow from financing activities	1.86	183.76
Net increase/ (decrease) in cash and cash equivalents	197.56	(64.49)

47 Disclosure under schedule III of the Companies Act, 2013 relating to consolidated financial statements are given in statement 2 attached to the financial statements.

48 Audit Trail Disclosure

In case of holding company

The Ministry of Corporate Affairs (MCA) by the Companies (Accounts) Amendment Rules, 2021 and vide notification dated 24 March, 2021 has issued the "Companies (Audit and Auditors) Amendment Rules, 2021" has prescribed a new requirement for companies under the proviso to Rule 3(1) of the Companies (Accounts) Rules, 2014 inserted requiring companies, which uses accounting software for maintaining its books of account, shall use only such accounting software which has a feature of recording audit trail of each and every transaction, creating an edit log of each change made in the books of account along with the date when such changes were made and ensuring that the audit trail cannot be disabled.

As required under above rules, the Company uses in-house developed software for its financial accounting and MIS which works along with Database – Oracle as accounting software for maintaining its books of account which has a feature of recording audit trail (edit log) facility and the same has been operated throughout the year for all transactions recorded and the audit trail feature has not been tampered with. Further, audit trail feature is enabled for direct changes on November 24, 2024, to data when using certain access rights by the development team. However, due to system constraints, the audit trail for direct database changes done by the Database administrator is retained only for a period of three days and therefore, audit trail for the direct access changes is available only for said period.

Further, as regards the preservation of the audit trail as per the statutory requirements, at application level the same are retained for the period the edit log was enabled. In case of audit trail for direct database changes the audit trail prior to November 24, 2024 is not available since the direct database logs were enabled only from November 24, 2024 and due to system constraints the same are not retained for more than 3 days and thus to that extent the log retention are not retained by the Company. The audit trail feature for the E-Merge database was not enabled for direct access.

In case of subsidiary Trophic Wellness Pvt. Ltd.

The Ministry of Corporate Affairs (MCA) by the Companies (Accounts) Amendment Rules 2021 and vide notification dated 24 March, 2021 has issued the "Companies (Audit and Auditors) Amendment Rules, 2021" has prescribed a new requirement for companies under the proviso to Rule 3(1) of the Companies (Accounts) Rules, 2014 inserted requiring companies, which uses accounting software for maintaining its books of account, shall use only such accounting software which has a feature of recording audit trail of each and every transaction, creating an edit log of each change made in the books of account along with the date when such changes were made and ensuring that the audit trail cannot be disabled.

As required under above rules, the company uses in-house developed software for its financial accounting and MIS which works along with Database – Oracle as accounting software for maintaining its books of account which has a feature of recording audit trail (edit log) facility and the same has been operated throughout the year for all transactions recorded and the audit trail feature has not been tampered with. Further, audit trail feature is enabled for direct changes to data when using certain access rights by the development team. However, due to system constraints, the audit trail for direct database changes done by the Database administrator is not captured and available as an audit trail.

Further, as regards the preservation of the audit trail as per the statutory requirements, the same are retained for the period the edit log was enabled. In case of audit trail for direct database changes the audit trail prior to November 24, 2025 is not available since the direct database logs were enabled only from November 24, 2025.

In case of Joint Venture Avik Pharmaceutical Limited

The Ministry of Corporate Affairs (MCA) by the Companies (Accounts) Amendment Rules 2021 has prescribed a new requirement for companies under the proviso to Rule 3(1) of the Companies (Accounts) Rules, 2014 inserted requiring companies, which uses accounting software for maintaining its books of account, shall use only such accounting software which has a feature of recording audit trail of each and every transaction, creating an edit log of each change made in the books of account along with the date when such changes were made and ensuring that the audit trail cannot be disabled. Company has audit trail enabled at Tally Prime application level and not at database levels.

As required under above rules, the Company is using Tally Prime application as accounting software for maintaining its books of account which has a feature of recording audit trail (edit log) facility and the same has been operated During the year for all transactions recorded and the audit trail feature has not been tampered with. The Tally Data is in an encrypted form and therefore direct access of the data does not provide any meaningful methodology to edit the data.

In case of Joint Venture Lyka Labs Limited

The Company has used accounting software for maintaining its books of account, which have a feature of recording audit trail (edit log) facility and the same has operated throughout the year for all relevant transactions recorded in the respective software. Further, the audit trail feature has not been tampered with and the audit trail has been preserved by the Company as per statutory requirements for record retention.

One subsidiaries of Lyka Labs Limited incorporated in India the feature of recording audit trail (edit log) facility of the accounting software used for maintaining general ledger was not enabled for the year ended 31st March, 2026.

In case of Associate Krebs Biochemicals & Industries Ltd.

The Ministry of Corporate Affairs (MCA) by the Companies (Accounts) Amendment Rules 2021 and vide notification dated 24 March 2021 has issued the "Companies (Audit and Auditors) Amendments Rules, 2021" has prescribed a new requirement for companies under the proviso to Rule 3(1) of the Companies (Accounts) rules, 2014 inserted requiring companies, which uses accounting software for maintaining its books of account, shall use only such accounting software which has a feature of recording audit trail of each and every transaction, creating an edit log of each change made in the books of account along with the date when such changes were made and ensuring that the audit trail cannot be disabled.

As required under above rules, the company uses in-house developed software for its financial accounting and MIS which works along with Database- Oracle as accounting software for maintaining its books of account which has a feature of recording audit trail (edit log) facility and the same has been operated throughout the year for all transaction recorded and the audit trail feature has not been tampered with.

However, the audit trail feature was not enabled at the database level for Database- Oracle to log any direct data changes, used for maintenance of all accounting records by the company.

IPCA LABORATORIES LIMITED CIN L24239MH1949PLC007837

Notes to Consolidated Financial Statements as at and for the year ended March 31, 2026

In case of Subsidiary Unichem Laboratories Ltd.

The Company has used an accounting software for maintaining its books of account which has a feature of recording audit trail (edit log) facility and the same has operated throughout the year for all relevant transactions recorded in the software. Further, during the course of our audit, we did not come across any instance of audit trail feature being tampered with and the audit trail has been preserved by the Company as per the statutory requirements for record retention. The said rule is not applicable to subsidiaries of the Company as they are incorporated outside India.

49 Additional disclosure with respect to amendments to Schedule III

- a The Group has not traded or invested in crypto currency or virtual currency during the financial year.
- b The Group has not been declared a wilful defaulter by any bank or financial institution or other lender (as defined under the Companies Act, 2013) or consortium thereof, in accordance with the guidelines on wilful defaulters issued by the Reserve Bank of India.
- c The Group does not have any such transaction which is not recorded in the books of accounts that has been surrendered or disclosed as income during the year in the tax assessments under the Income Tax Act, 1961 (such as, search or survey or any other relevant provisions of the Income Tax Act, 1961).
- d The Group does not have any Benami property, where any proceeding has been initiated or pending against them for holding any Benami property.
- e The Group has complied with the number of layers for its holding in downstream companies prescribed under clause (87) of section 2 of the Companies Act, 2013 read with the Companies (Restriction on number of Layers) Rules, 2017.
- f The Group does not have any transaction with companies struck off under section 248 of the Companies Act, 2013 or section 560 of the Companies Act, 1956 as of and for the year ended March 31, 2026 and March 31, 2025.

50 Figures for the previous year have been regrouped / restated wherever considered necessary.

51 The Balance Sheet, Statement of Profit and Loss, Cash Flow Statement, Statement of Changes in Equity, Statement of material accounting policy Information and the other explanatory notes forms an integral part of the financial statements of the Company for the year ended March 31, 2026.

As per our report of even date attached
For **NVC & Associates LLP**
Chartered Accountants
Firm Registration No. - 106971W/W101085

N. Jayendran
Partner
Membership No. 040441

Mumbai
May 29, 2026

For and on behalf of the Board of Directors
Premchand Godha
Executive Chairman (DIN 00012691)
Ajit Kumar Jain
Managing Director and CFO (DIN 00012657)
Pranay Godha
Managing Director and CEO (DIN 00016525)
Prashant Godha
Executive Director (DIN 00012759)
Harish P. Kamath
Company Secretary (ACS - 6792)

May 29, 2026

Statement 1 (refer Note No. 37)

Related Party Disclosure as required by Indian Accounting Standard – Ind AS 24 “Related Party Transactions” of the Companies (Accounting Standards) Rules 2015.

Transactions with related parties-consolidated accounts

(₹ Crores)

Particulars	Entities having Significant Influence		Key Management Personnel and their Relatives		Associates and Joint Ventures		Entities which are subsidiaries of Kaygee Investment Pvt. Ltd. (KIPL)		Other Related Parties		Total	
	2025-26	2024-25	2025-26	2024-25	2025-26	2024-25	2025-26	2024-25	2025-26	2024-25	2025-26	2024-25
Purchase of goods and services												
Avik Pharmaceutical Ltd.	-	-	-	-	29.10	38.92	-	-	-	-	29.10	38.92
Kaygee Laboratories Pvt. Ltd.	-	-	-	-	-	-	3.60	1.43	-	-	3.60	1.43
Krebs Biochemicals & Industries Ltd.	-	-	-	-	23.72	45.86	-	-	-	-	23.72	45.86
Lyka Labs Ltd.	-	-	-	-	23.84	26.34	-	-	-	-	23.84	26.34
Makers Laboratories Ltd.	-	-	-	-	-	-	16.27	9.77	-	-	16.27	9.77
Nipra Industries Pvt. Ltd.	-	-	-	-	-	-	-	-	3.27	2.81	3.27	2.81
Resonance Specialties Limited	-	-	-	-	-	-	0.73	0.65	-	-	0.73	0.65
Vandhara Resorts Pvt. Ltd.	-	-	-	-	-	-	-	-	1.75	0.62	1.75	0.62
Total	-	-	-	-	76.66	111.12	20.60	11.85	5.02	3.43	102.28	126.40
Sales of goods and services												
Avik Pharmaceutical Ltd.	-	-	-	-	-	4.31	-	-	-	-	-	4.31
Kaygee Laboratories Pvt. Ltd.	-	-	-	-	-	-	-	0.01	-	-	-	0.01
Krebs Biochemicals & Industries Ltd.	-	-	-	-	-	0.74	-	-	-	-	-	0.74
Lyka Labs Ltd. (₹ 10,000/-)	-	-	-	-	0.00	-	-	-	-	-	0.00	-
Makers Laboratories Ltd.	-	-	-	-	-	-	0.72	1.00	-	-	0.72	1.00
Resonance Specialties Limited (₹ 5,794/-)	-	-	-	-	-	-	-	0.00	-	-	-	0.00
Total	-	-	-	-	0.00	5.05	0.72	1.01	-	-	0.72	6.06
Rent income												
Makers Laboratories Ltd.	-	-	-	-	-	-	0.40	0.22	-	-	0.40	0.22
Resonance Specialties Limited	-	-	-	-	-	-	0.06	0.03	-	-	0.06	0.03
Total	-	-	-	-	-	-	0.46	0.25	-	-	0.46	0.25
Interest income												
Avik Pharmaceutical Ltd.	-	-	-	-	0.71	1.08	-	-	-	-	0.71	1.08
Krebs Biochemicals & Industries Ltd.	-	-	-	-	0.63	5.11	-	-	-	-	0.63	5.11
Lyka Labs Ltd.	-	-	-	-	0.34	0.21	-	-	-	-	0.34	0.21
Total	-	-	-	-	1.68	6.40	-	-	-	-	1.68	6.40
Purchase of fixed assets												
Lyka Labs Ltd.	-	-	-	-	-	2.30	-	-	-	-	-	2.30
Makers Laboratories Ltd.	-	-	-	-	-	-	-	18.50	-	-	-	18.50
Total	-	-	-	-	-	2.30	-	18.50	-	-	-	20.80
Sale of fixed assets												
Kaygee Laboratories Pvt. Ltd. (₹ 8,824/-)	-	-	-	-	-	-	0.00	-	-	-	0.00	-
Krebs Biochemicals & Industries Ltd.	-	-	-	-	0.60	0.80	-	-	-	-	0.60	0.80
Makers Laboratories Ltd.	-	-	-	-	-	-	0.02	-	-	-	0.02	-
Resonance Specialties Limited (₹ 26,993/-)	-	-	-	-	-	-	0.05	0.00	-	-	0.05	0.00
Total	-	-	-	-	0.60	0.80	0.07	0.00	-	-	0.67	0.80

(₹ Crores)

Particulars	Entities having Significant Influence		Key Management Personnel and their Relatives		Associates and Joint Ventures		Entities which are subsidiaries of Kaygee Investment Pvt. Ltd. (KIPL)		Other Related Parties		Total	
	2025-26	2024-25	2025-26	2024-25	2025-26	2024-25	2025-26	2024-25	2025-26	2024-25	2025-26	2024-25
Rent, expenses paid/(recovered)												
Avik Pharmaceutical Ltd.	-	-	-	-	(0.14)	(0.26)	-	-	-	-	(0.14)	(0.26)
Kaygee Laboratories Pvt. Ltd. (₹ 14,510/-)	-	-	-	-	-	-	0.02	0.00	-	-	0.02	0.00
Krebs Biochemicals & Industries Ltd. (Lease Rent)	-	-	-	-	1.02	1.02	-	-	-	-	1.02	1.02
Krebs Biochemicals & Industries Ltd. (Expenses) (₹ 10,443/-)	-	-	-	-	(0.00)	(0.42)	-	-	-	-	(0.00)	(0.42)
Lyka Labs Ltd. (Expenses-paid)	-	-	-	-	0.15	0.56	-	-	-	-	0.15	0.56
Lyka Labs Ltd. (Expenses-Recovered)	-	-	-	-	(0.01)	-	-	-	-	-	(0.01)	-
Makers Laboratories Ltd. (Lease Rent and Expenses) (₹ 3,222/-)	-	-	-	-	-	-	0.00	1.18	-	-	0.00	1.18
Makers Laboratories Ltd. (Expenses)	-	-	-	-	-	-	-	(0.07)	-	-	-	(0.07)
Resonance Specialties Limited (₹ 16,595/-)	-	-	-	-	-	-	-	0.00	-	-	-	0.00
Vandhara Resorts Pvt. Ltd.	-	-	-	-	-	-	-	-	-	0.01	-	0.01
Total	-	-	-	-	1.02	0.90	0.02	1.11	-	0.01	1.04	2.02
Dividend Paid												
Kaygee Investments Pvt. Ltd.	10.90	21.79	-	-	-	-	-	-	-	-	10.90	21.79
Kaygee Laboratories Pvt. Ltd.	-	-	-	-	-	-	3.35	6.71	-	-	3.35	6.71
Makers Laboratories Ltd. (C.Y. ₹ 1,920/- and P.Y. ₹ 3,840/-)	-	-	-	-	-	-	0.00	0.00	-	-	0.00	0.00
Mexin Medicaments Pvt. Ltd. (C.Y. ₹ 28,226/- and P.Y. ₹ 56,232/-)	-	-	-	-	-	-	0.00	0.01	-	-	0.00	0.01
Mr. Ajit Kumar Jain	-	-	0.01	0.02	-	-	-	-	-	-	0.01	0.02
Mr. Kamal Kishore Seth (C.Y. ₹ 3,400/- and P.Y. ₹ 6,800/-)	-	-	0.00	0.00	-	-	-	-	-	-	0.00	0.00
Mr. Pranay Godha	-	-	0.34	0.68	-	-	-	-	-	-	0.34	0.68
Mr. Prashant Godha	-	-	0.31	0.62	-	-	-	-	-	-	0.31	0.62
Mr. Premchand Godha	-	-	1.16	2.33	-	-	-	-	-	-	1.16	2.33
Mr. Vivek Keshav Shiralkar (C.Y. ₹ 400/- and P.Y. ₹ 800/-)	-	-	0.00	0.00	-	-	-	-	-	-	0.00	0.00
Ms. Bhawana Godha (C.Y. ₹ 10,000/- and P.Y. ₹ 20,000/-)	-	-	0.00	0.00	-	-	-	-	-	-	0.00	0.00
Mr. Harish Kamath (C.Y. ₹ 400/- and P.Y. 0/-)	-	-	0.00	-	-	-	-	-	-	-	0.00	-
Ms. Neetu Godha (C.Y. ₹ 8,000/- and P.Y. ₹ 16,000/-)	-	-	0.00	0.00	-	-	-	-	-	-	0.00	0.00
Ms. Usha Premchand Godha	-	-	0.48	0.97	-	-	-	-	-	-	0.48	0.97
Paschim Chemicals Pvt Ltd.	-	-	-	-	-	-	2.03	4.07	-	-	2.03	4.07
Total	10.90	21.79	2.30	4.62	-	-	5.38	10.79	-	-	18.58	37.20
Loans given/(recovered)												
Loans given:												
Krebs Biochemicals & Industries Ltd.	-	-	-	-	12.80	20.75	-	-	-	-	12.80	20.75
Lyka Labs Ltd.	-	-	-	-	5.00	4.00	-	-	-	-	5.00	4.00
Loans (recovered):												
Avik Pharmaceutical Ltd.	-	-	-	-	(4.11)	(2.57)	-	-	-	-	(4.11)	(2.57)
Krebs Biochemicals & Industries Ltd.	-	-	-	-	-	(2.00)	-	-	-	-	-	(2.00)
Lyka Labs Ltd.	-	-	-	-	(4.00)	(27.50)	-	-	-	-	(4.00)	(27.50)
Total	-	-	-	-	9.69	(7.32)	-	-	-	-	9.69	(7.32)

Particulars	Entities having Significant Influence		Key Management Personnel and their Relatives		Associates and Joint Ventures		Entities which are subsidiaries of Kaygee Investment Pvt. Ltd. (KIPL)		Other Related Parties		Total	
	2025-26	2024-25	2025-26	2024-25	2025-26	2024-25	2025-26	2024-25	2025-26	2024-25	2025-26	2024-25
Investments made/(redemption)												
Lyka Labs Ltd. (Upon conversion of share warrants)	-	-	-	-	-	36.27	-	-	-	-	-	36.27
Total	-	-	-	-	-	36.27	-	-	-	-	-	36.27
Impairment in Investment												
Krebs Biochemicals & Industries Ltd.	-	-	-	-	-	108.54	-	-	-	-	-	108.54
Total	-	-	-	-	-	108.54	-	-	-	-	-	108.54
Share Warrants (investment made)												
Lyka Labs Ltd.	-	-	-	-	-	27.20	-	-	-	-	-	27.20
Total	-	-	-	-	-	27.20	-	-	-	-	-	27.20
Remuneration to Directors												
Mr. Premchand Godha	-	-	14.36	12.96	-	-	-	-	-	-	14.36	12.96
Mr. Ajit Kumar Jain	-	-	9.32	8.73	-	-	-	-	-	-	9.32	8.73
Mr. Pranay Godha	-	-	9.08	8.27	-	-	-	-	-	-	9.08	8.27
Mr. Prashant Godha	-	-	6.70	6.50	-	-	-	-	-	-	6.70	6.50
Total	-	-	39.46	36.46	-	-	-	-	-	-	39.46	36.46
Post employment benefits to Directors												
(i) PF and NPS Contribution												
Mr. Premchand Godha	-	-	0.60	0.56	-	-	-	-	-	-	0.60	0.56
Mr. Ajit Kumar Jain	-	-	0.61	0.57	-	-	-	-	-	-	0.61	0.57
Mr. Pranay Godha	-	-	0.54	0.50	-	-	-	-	-	-	0.54	0.50
Mr. Prashant Godha	-	-	0.40	0.40	-	-	-	-	-	-	0.40	0.40
Total (i)	-	-	2.15	2.03	-	-	-	-	-	-	2.15	2.03
(ii) Gratuity Contribution												
Mr. Ajit Kumar Jain	-	-	0.67	0.47	-	-	-	-	-	-	0.67	0.47
Mr. Pranay Godha	-	-	0.33	0.20	-	-	-	-	-	-	0.33	0.20
Mr. Prashant Godha	-	-	0.10	0.10	-	-	-	-	-	-	0.10	0.10
Total (ii)	-	-	1.10	0.77	-	-	-	-	-	-	1.10	0.77
Total (i) + (ii)	-	-	3.25	2.80	-	-	-	-	-	-	3.25	2.80
Sitting Fees to Non-executive Directors												
Dr. (Mrs.) Manisha Premnath	-	-	-	0.03	-	-	-	-	-	-	-	0.03
Dr. (Mrs.) Swati Patankar	-	-	0.10	0.11	-	-	-	-	-	-	0.10	0.11
Dr. Narendra Mairpady	-	-	0.11	0.11	-	-	-	-	-	-	0.11	0.11
Mr. Kamal Kishore Seth	-	-	0.15	0.15	-	-	-	-	-	-	0.15	0.15
Mr. Vivek Keshav Shiralkar	-	-	0.12	0.11	-	-	-	-	-	-	0.12	0.11
Total	-	-	0.48	0.51	-	-	-	-	-	-	0.48	0.51
CSR												
Ipca Foundation	-	-	-	-	-	-	-	-	5.64	7.37	5.64	7.37
Total	-	-	-	-	-	-	-	-	5.64	7.37	5.64	7.37
Security												
Security given to Bank by way of lien over term deposit for short term borrowings - Krebs Biochemicals & Industries Ltd. (Renewal)	-	-	-	-	11.00	11.00	-	-	-	-	11.00	11.00
Total	-	-	-	-	11.00	11.00	-	-	-	-	11.00	11.00

(₹ Crores)

Particulars	Entities having Significant Influence		Key Management Personnel and their Relatives		Associates and Joint Ventures		Entities which are subsidiaries of Kaygee Investment Pvt. Ltd. (KIPL)		Other Related Parties		Total	
	2025-26	2024-25	2025-26	2024-25	2025-26	2024-25	2025-26	2024-25	2025-26	2024-25	2025-26	2024-25
Balance at year end												
Trade receivables												
Krebs Biochemicals & Industries Ltd.	-	-	-	-	0.32	0.13	-	-	-	-	0.32	0.13
Makers Laboratories Ltd.	-	-	-	-	-	-	0.11	0.24	-	-	0.11	0.24
Loan given												
Avik Pharmaceutical Ltd.	-	-	-	-	4.42	8.53	-	-	-	-	4.42	8.53
Krebs Biochemicals & Industries Ltd.	-	-	-	-	85.05	72.25	-	-	-	-	85.05	72.25
Lyka Labs Ltd.	-	-	-	-	5.00	4.00	-	-	-	-	5.00	4.00
ECL on Loan given												
Krebs Biochemicals & Industries Ltd.	-	-	-	-	(41.70)	(14.45)	-	-	-	-	(41.70)	(14.45)
Advance given												
Ipca Foundation	-	-	-	-	-	-	-	-	0.28	-	0.28	-
Krebs Biochemicals & Industries Ltd.	-	-	-	-	13.72	14.48	-	-	-	-	13.72	14.48
Makers Laboratories Ltd.	-	-	-	-	-	-	2.39	1.50	-	-	2.39	1.50
Deposit given												
Krebs Biochemicals & Industries Ltd.	-	-	-	-	45.00	45.00	-	-	-	-	45.00	45.00
Interest receivable												
Avik Pharmaceutical Ltd.	-	-	-	-	0.04	0.07	-	-	-	-	0.04	0.07
Krebs Biochemicals & Industries Ltd.	-	-	-	-	13.06	13.06	-	-	-	-	13.06	13.06
ECL on Interest receivable												
Krebs Biochemicals & Industries Ltd.	-	-	-	-	(13.06)	(13.06)	-	-	-	-	(13.06)	(13.06)
Total	-	-	-	-	111.85	130.01	2.50	1.74	0.28	-	114.63	131.75
Trade payable												
Avik Pharmaceutical Ltd.	-	-	-	-	3.60	0.73	-	-	-	-	3.60	0.73
Kaygee Laboratories Pvt. Ltd.	-	-	-	-	-	-	0.02	0.20	-	-	0.02	0.20
Lyka Labs Ltd.	-	-	-	-	1.62	6.48	-	-	-	-	1.62	6.48
Makers Laboratories Ltd.	-	-	-	-	-	-	0.33	0.26	-	-	0.33	0.26
Nipra Industries Pvt. Ltd.	-	-	-	-	-	-	-	-	0.51	0.36	0.51	0.36
Resonance Specialties Limited	-	-	-	-	-	-	0.01	0.08	-	-	0.01	0.08
Vandhara Resorts Pvt. Ltd.	-	-	-	-	-	-	-	-	0.48	0.23	0.48	0.23
Director's remuneration payable												
Mr. Premchand Godha	-	-	8.04	7.22	-	-	-	-	-	-	8.04	7.22
Mr. Ajit Kumar Jain	-	-	5.92	4.23	-	-	-	-	-	-	5.92	4.23
Mr. Pranay Godha	-	-	5.55	4.72	-	-	-	-	-	-	5.55	4.72
Mr. Prashant Godha	-	-	4.16	3.86	-	-	-	-	-	-	4.16	3.86
Total	-	-	23.67	20.03	5.22	7.21	0.36	0.54	0.99	0.59	30.24	28.37
Corporate guarantee/Security given to bank												
Krebs Biochemicals & Industries Ltd.	-	-	-	-	11.00	11.00	-	-	-	-	11.00	11.00
Total	-	-	-	-	11.00	11.00	-	-	-	-	11.00	11.00

Statement 2 (Refer Note No. 47)
Disclosure under Schedule III of the Companies Act, 2013 relating to Consolidated Financial Statements.

Name of the entity in the	For the year ended March 31, 2026										For the year ended March 31, 2025									
	Net Assets, i.e. Total Assets minus Total Liabilities		Share in Profit or (loss)		Share in Other Comprehensive Income		Share in Total Comprehensive Income		Net Assets, i.e. Total Assets minus Total Liabilities		Share in Profit or (loss)		Share in Other Comprehensive Income		Share in Total Comprehensive Income					
	As % of consolidated Net assets	Amount	As % of consolidated Profit or (Loss)	Amount	As % of consolidated Profit or (Loss)	Amount	As % of consolidated Profit or (Loss)	Amount	As % of consolidated Net assets	Amount	As % of consolidated Profit or (Loss)	Amount	As % of consolidated Profit or (Loss)	Amount	As % of consolidated Profit or (Loss)	Amount				
A. Parent																				
Ipca Laboratories Limited	84.75	8,071.67	94.72	1,121.28	13.89	5.94	91.90	1,127.22	84.31	7,072.26	98.48	773.27	25.95	(6.37)	100.82	766.90				
B. Subsidiaries in India																				
Unichem Laboratories Ltd.*	0.77	72.91	(0.44)	(5.16)	14.85	6.35	0.10	1.19	(0.50)	(42.12)	5.51	43.30	15.93	(3.91)	5.18	39.39				
Trophic Wellness Pvt. Ltd.	0.69	65.61	1.62	19.15	(0.07)	(0.03)	1.56	19.12	0.58	48.64	1.67	13.13	0.08	(0.02)	1.72	13.11				
C. Subsidiaries Out of India																				
Ipca Pharmaceuticals, Inc	(0.13)	(11.80)	6.32	74.80	102.67	43.90	9.67	118.70	0.47	40.33	0.16	1.27	33.89	(8.32)	(0.94)	(7.05)				
Plisgah Laboratories, Inc,	(2.58)	(244.42)	(3.26)	(38.58)	(55.73)	(23.83)	(5.09)	(62.41)	(2.18)	(182.38)	(4.62)	(36.25)	17.56	(4.31)	(5.33)	(40.56)				
Bayshore Pharmaceuticals LLC (till January 31, 2026)	-	-	(0.11)	(1.31)	-	-	(0.11)	(1.31)	(1.11)	(93.43)	(5.63)	(44.24)	7.05	(1.73)	(6.04)	(45.97)				
Ipca Laboratories (UK) Ltd.	1.67	158.94	(1.35)	(16.00)	2.27	0.97	(1.23)	(15.03)	1.59	133.72	(1.06)	(8.31)	(5.78)	1.42	(0.91)	(6.89)				
Onyx Scientific Ltd.	0.36	33.69	(0.52)	(6.19)	7.18	3.07	(0.25)	(3.12)	0.57	47.41	(0.27)	(2.14)	(10.43)	2.56	0.06	0.42				
Ipca Pharma (Australia) Pty. Ltd.	-	0.27	(0.01)	(0.07)	0.09	0.04	-	(0.03)	-	(0.03)	-	-	-	-	-	-				
Ipca Pharma (NZ) Pty Ltd.	-	-	-	-	-	-	-	-	-	-	-	-	-	-	-	-				
Ipca Pharma Nigeria Ltd.	(0.02)	(1.47)	-	0.04	0.47	0.20	0.02	0.24	(0.02)	(2.07)	(0.01)	(0.06)	1.38	(0.34)	(0.05)	(0.40)				
Unichem Laboratories Ltd, Ireland (w.e.f. May 01, 2025)	(0.01)	(0.65)	0.07	0.75	0.67	0.29	0.08	1.04												
Ipca Pharmaceuticals, GmbH	-	0.30	-	-	-	-	-	-	-	-	-	-	-	-	-	-				
D. Non Controlling Interest in Subsidiaries	15.33	1,460.25	3.60	42.66	13.24	5.66	3.94	48.32	17.16	1,439.82	6.06	47.56	14.34	(3.52)	5.79	44.04				
E. Associates (Investment as per the equity method)																				
Indian																				
Krebs Biochemicals Industries Limited	(1.18)	(112.56)	(0.71)	(8.41)	0.49	0.21	(0.67)	(8.20)	(1.24)	(104.38)	(1.70)	(13.36)	0.16	(0.04)	(1.76)	(13.40)				
F. Joint Venture (Investment as per the equity method)																				
Indian																				
Lyka Labs Ltd.	0.17	14.99	(0.35)	(4.11)	(0.14)	(0.06)	(0.34)	(4.17)	0.23	19.15	0.42	3.27	(0.29)	0.07	0.44	3.34				
Avik Pharmaceutical Ltd.	0.18	16.33	0.42	4.93	0.12	0.05	0.42	4.98	0.14	11.35	0.99	7.80	0.16	(0.04)	1.02	7.76				
Total	100.00	9524.06	100.00	1183.78	100.00	42.76	100.00	1226.54	100.00	8388.27	100.00	785.24	100.00	(24.55)	100.00	760.69				

Note:-
* Consolidated with its Subsidiaries namely 1) Niche Generics Ltd., UK2) Unichem S.A. Pty Ltd. 3) Unichem Pharmaceuticals (USA) Inc. 4) Unichem Farmaceutica Do Brasil Ltda. 5) Unichem Laboratories Limited, Ireland. (till April 30, 2025).
6) Unichem China Pvt Ltd., and Associate namely Synchro Research Services Private Ltd.

Form AOC-I

(Pursuant to first proviso to section 129 (3) read with rule 5 of Companies (Accounts) Rules, 2014)
Statement containing salient features of the financial statement of subsidiaries/associate companies/joint ventures
Part 'A': Subsidiaries

Sr. No.	Name of Subsidiary Company	Reporting Currency	Share Capital	Reserves & Surplus	Total Assets	Total Liabilities	Investments	Total Income/ Turnover	Profit/(Loss) Before Taxation	Provision for Taxation	Profit/(Loss) After Taxation	% of Share holding
1	Ipcsa Pharma Nigeria Ltd., Nigeria	Nigerian Naira	1.89	(0.54)	2.92	1.58	-	4.61	0.05	0.02	0.04	100%
2	Ipcsa Pharmaceuticals, Inc., USA	USD	497.98	(191.40)	308.53	1.96	289.89	29.08	10.05	0.08	9.97	100%
3	Bayshore Pharmaceuticals LLC, USA	USD	-	-	-	-	-	0.15	(1.31)	-	(1.31)	-
4	Pisgah Laboratories Inc., USA	USD	350.19	(103.61)	266.23	19.64	-	9.84	(37.76)	0.81	(38.58)	100%
5	Ipcsa Pharma (Australia) Pty. Ltd., Australia	AUD \$	0.13	0.06	0.43	0.24	-	1.86	(0.45)	0.07	(0.52)	100%
6	Ipcsa Pharma (NZ) Pty. Ltd., New Zealand	AUD \$	-	(0.02)	-	0.02	-	-	(0.01)	-	(0.01)	100%
7	Ipcsa Laboratories (UK) Ltd., UK	STG £	45.02	66.12	195.94	84.81	61.45	126.71	(9.69)	-	(9.69)	100%
8	Onyx Scientific Ltd., UK	STG £	2.50	93.39	129.14	33.25	9.05	113.36	(7.60)	(1.41)	(6.19)	100%
9	Unichem Laboratories Limited, Ireland	EURO	26.49	(24.32)	10.80	8.63	-	4.62	1.37	-	1.37	100%
10	Ipcsa Pharmaceuticals, GmbH	EURO	0.26	0.01	0.83	0.56	-	0.76	-	-	-	100%
11	Trophic Wellness Pvt. Ltd.	INR	4.05	185.53	202.34	12.76	64.71	132.77	43.38	10.84	32.54	58.88%
12	Unichem Laboratories Ltd.	INR	14.08	2,613.02	3,092.45	465.35	47.49	1,475.19	209.41	50.47	158.94	52.67%
13	Unichem Farmaceutica Do Brasil Ltda	BRL	54.27	(73.96)	30.81	50.50	-	58.96	(1.27)	(0.47)	(1.74)	*
14	Unichem Pharmaceuticals (USA), Inc.	USD	71.58	185.07	1,130.92	874.27	-	1,440.46	1.41	(1.10)	0.31	*
15	Niche Generics Limited	GBP	70.64	(68.27)	55.41	53.04	-	163.87	11.09	-	11.09	*
16	Unichem S.A. Pty Ltd.	ZAR	0.11	2.31	3.96	1.54	-	10.91	(0.70)	(0.20)	(0.90)	*
17	Unichem (China) Pvt. Ltd.	RMB	10.88	(10.66)	0.35	0.12	-	-	(1.20)	-	(1.20)	*

* (i) Unichem Farmaceutica Do Brasil Ltda, (ii) Unichem Pharmaceuticals (USA) Inc., (iii) Niche Generics Limited, (iv) Unichem S.A. Pty Ltd and (v) Unichem (China) Pvt. Ltd. are wholly owned subsidiaries of Unichem Laboratories Ltd, India.

- Financials reporting period of all subsidiaries is 31st March.
- Exchange rate considered as on March 31, 2026 1 USD = ₹ 94.83, 1 STG £ = ₹ 125.59, 1 N (Nigerian Naira) = ₹ 0.0684 1 AUD \$ = ₹ 65.07, 1 BRL (Brazilian Real) = ₹ 18.01, 1 EURO = ₹ 109.01, 1 ZAR (South African Rand) = ₹ 5.53, 1 RMB (Chinese Yuan) = ₹ 13.72.
- Ipcsa Pharma (NZ) Pty. Ltd., New Zealand is a wholly owned subsidiary of Ipcsa Pharma (Australia) Pty. Ltd.
- Onyx Scientific Ltd., UK is wholly owned subsidiary of Ipcsa Laboratories (UK) Ltd., UK.
- During the year, effective January 31, 2026 Ipcsa Pharmaceuticals, Inc. USA has sold one of its wholly owned subsidiary, Bayshore Pharmaceuticals LLC.
- Ipcsa Pharmaceuticals, Inc. USA holds 90 % and Onyx Scientific Ltd., UK holds 10 % Share capital of Pisgah Laboratories Inc. USA.
- Ipcsa Laboratories Limited acquired direct ownership of Unichem Laboratories Limited, Ireland from its subsidiary company Unichem Laboratories Limited, effective April 30, 2025. The financial metrics presented in this statement cover the standard reporting period of April 01, 2025 to March 31, 2026 as the entity was already under the operational control of the Company as a step-down subsidiary.
- Ipcsa Laboratories Limited has incorporated a wholly owned subsidiary, "Ipcsa Pharmaceuticals GmbH", effective from October 16, 2025.

For and on behalf of the Board of Directors
Premchand Godha
 Executive Chairman (DIN 00012691)
Ajit Kumar Jain
 Managing Director and CFO (DIN 00012657)
Pranay Godha
 Managing Director and CEO (DIN 00016525)
Prashant Godha
 Executive Director (DIN 00012759)
Harish P. Kamath
 Company Secretary (ACS - 6792)

Mumbai
 May 29, 2026

Part "B": Associates and Joint Ventures

Statement pursuant to Section 129 (3) of the Companies Act, 2013 related to Associate Companies and Joint Ventures

PARTICULARS	ASSOCIATES			JOINT VENTURES	
	* CCPL SOFTWARE PRIVATE LTD.	SYNCHRON RESEARCH SERVICES PVT LTD.	KREBS BIOCHEMICALS & INDUSTRIES LTD.	LYKA LABS LTD.	AVIK PHARMACEUTICAL LTD.
1. Latest Audited Balance Sheet Date	-	March 31, 2024	March 31, 2026	March 31, 2026	March 31, 2026
2. Shares of the Associate/Joint Venture held by Ipca Laboratories Limited as at March 31, 2026					
- Number of Shares	55,000	2,08,333	1,07,05,195	1,46,24,923	5,44,000
- Amount of Investment in Associates/Joint Venture (₹ Crores)	*		78.77	195.77	6.95
- Extent of Holding %	28.95%	32.11%***	49.65%	40.98%	50.00%
3. Description of how there is Significant Influence	Percentage of shareholding	Percentage of shareholding	Company under joint management control	Significant shareholding and joint management control	Significant shareholding and joint management control
4. Reason why the associate/joint venture is not consolidated	-	-	-	-	-
5. Net worth attributable to Shareholding as per latest audited Balance Sheet (₹ Crores)	-	(1.06)	(80.81)	37.86	20.22
6. Profit/(Loss)** for the year (₹ Crores)					
i. considered in consolidation (₹ Crores)	*	-	(16.52)	(10.18)	9.96
ii. not considered in consolidation (₹ Crores)	-	-	(8.20)	(4.17)	4.98
			(8.32)	(6.01)	4.98

* Cost fully written off in books. No effect of share of loss / profit from CCPL Software Pvt. Ltd. is taken since 1st April 2004, as the Company has no further commitment towards its share either of loss / profit in this company.

** Profit/(Loss) for the year means Total Comprehensive income for the year.

*** Held by Unichem Laboratories Ltd, India

For and on behalf of the Board of Directors

Premchand Godha

Executive Chairman (DIN 00012691)

Ajit Kumar Jain

Managing Director and CFO (DIN 00012657)

Pranay Godha

Managing Director and CEO (DIN 00016525)

Prashant Godha

Executive Director (DIN 00012759)

Harish P. Kamath

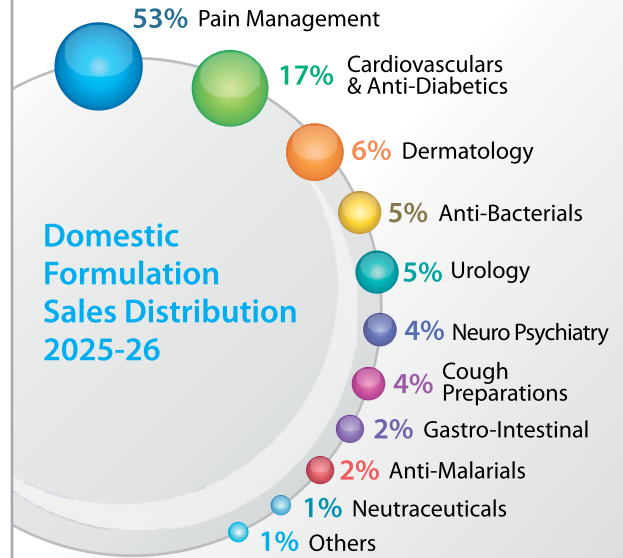
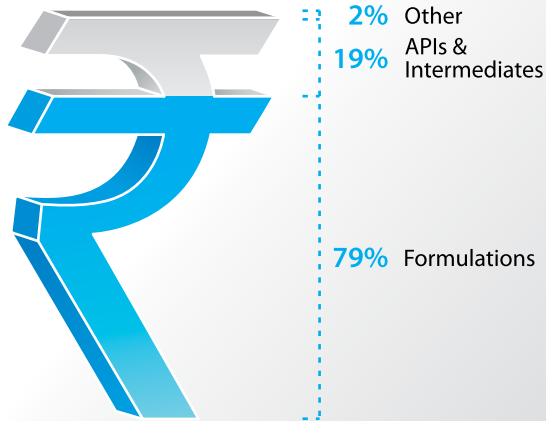
Company Secretary (ACS - 6792)

Mumbai

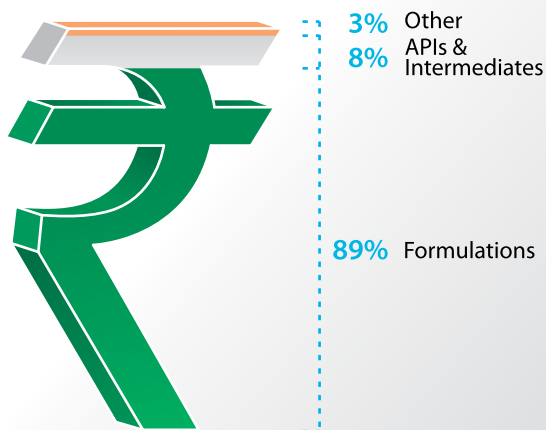
May 29, 2026

May 29, 2026

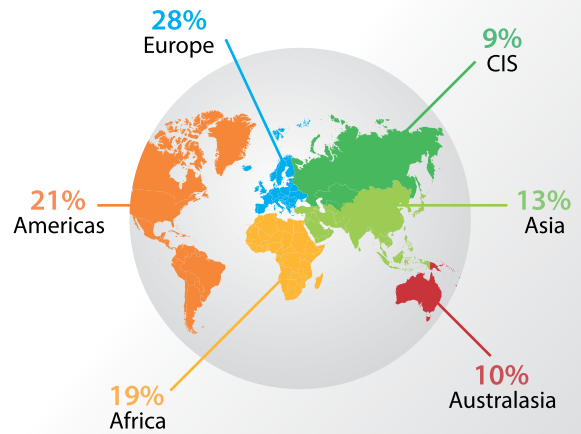
Total Income 2025-26 ₹ 7431.39 Crores




Domestic Income 2025-26 ₹ 4301.96 Crores



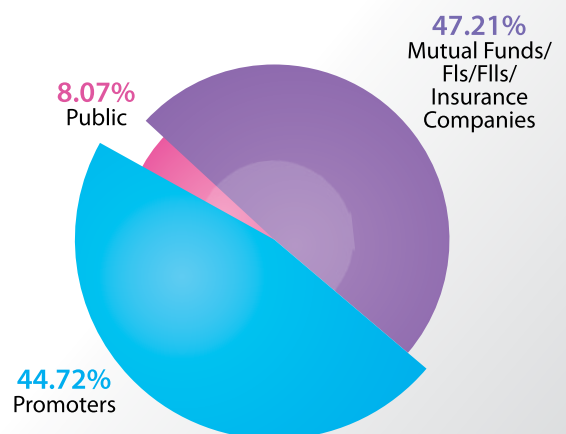
Continent Wise Exports (%)



Export Income 2025-26 ₹ 3129.43 Crores



Distribution of Shareholding as on 31st March, 2026





Ipca Laboratories Ltd.

www.ipca.com

Regd. Office: 48, Kandivli Industrial Estate, Kandivli (West), Mumbai 400 067 (Maharashtra), India

T: +91 22 6647 4444 F: +91 22 6210 5005 E: investors@ipca.com

CIN: L24239MH1949PLC007837