

THRU ONLINE FILING

November 27, 2019

The Secretary
BSE Ltd.
Phiroze Jeejeebhoy Towers
27th Floor, Dalal Street
Mumbai 400 023

Dear Sir,

Sub: Disclosure of Related Party Transactions pursuant to Regulation 23(9) of the Securities and Exchange Board of India (Listing Obligations and Disclosure Requirements) Regulations, 2015.



In accordance with Regulation 23(9) of SEBI (Listing Obligations and Disclosure Requirements) Regulations, 2015, please find enclosed herewith the disclosure of related party transactions for the half year ended September 30, 2019.

This is for your information and records.

Thanking you

Yours faithfully

For Ipca Laboratories Limited



Harish P. Kamath
Corporate Counsel & Company Secretary

Encl: a/a

Cc: The National Stock Exchange of India Ltd.
Exchange Plaza, 5th Flr, Plot # C/1
G Block, Bandra-Kurla Complex,
Bandra (E), Mumbai 400 051

Ipca Laboratories Ltd.

www.ipca.com

125, Kandivli Industrial Estate, CTS No. 328, Kandivli (West), Mumbai 400 067, India | T: +91 22 6210 5000 F: +91 22 6210 5005

Regd. Office: 48, Kandivli Industrial Estate, Kandivli (West), Mumbai 400 067, India | T: +91 22 6647 4444 F: +91 22 2868 6613


E: ipca@ipca.com | CIN: L24239MH1949PLC007837

Transactions with related parties-Consolidated accounts

Financial Year 2019-20 (Upto Sept'2019)

(Rs. in Crores)

Description	Key Management Personnel		Associates		Joint Venture		Other Related Parties		Total	
	2019-20	2018-19	2019-20	2018-19	2019-20	2018-19	2019-20	2018-19	2019-20	2018-19
	Upto Sept'2019	Upto Sept'2018	Upto Sept'2019	Upto Sept'2018	Upto Sept'2019	Upto Sept'2018	Upto Sept'2019	Upto Sept'2018	Upto Sept'2019	Upto Sept'2018
Purchase of goods and services										
Makers Laboratories Ltd.	-	-	5.78	5.64	-	-	-	-	5.78	5.64
Avik Pharmaceutical Ltd.	-	-	-	-	16.35	14.36	-	-	16.35	14.36
Nipra Packaging Pvt. Ltd.	-	-	-	-	-	-	0.37	1.81	0.37	1.81
Nipra Industries Pvt. Ltd.	-	-	-	-	-	-	0.94	0.70	0.94	0.70
Krebs Biochemicals & Industries Ltd.	-	-	12.77	25.17	-	-	-	-	12.77	25.17
Khanvel Resort	-	-	-	-	-	-	0.34	0.14	0.34	0.14
Total	-	-	18.55	30.81	16.35	14.36	1.65	2.65	36.55	47.82
Sales of goods and services										
Makers Laboratories Ltd.	-	-	0.53	0.29	-	-	-	-	0.53	0.29
Avik Pharmaceutical Ltd.	-	-	-	-	3.09	-	-	-	3.09	-
Krebs Biochemicals & Industries Ltd.	-	-	4.52	2.92	-	-	-	-	4.52	2.92
Trophic Wellness Pvt. Ltd.	-	-	0.71	0.32	-	-	-	-	0.71	0.32
Total	-	-	5.76	3.53	3.09	-	-	-	8.85	3.53
Rent income										
Avik Pharmaceutical Ltd.	-	-	-	-	-	0.11	-	-	-	0.11
Makers Laboratories Ltd.	-	-	0.11	0.11	-	-	-	-	0.11	0.11
Trophic Wellness Pvt. Ltd.	-	-	0.09	0.13	-	-	-	-	0.09	0.13
Total	-	-	0.20	0.24	-	0.11	-	-	0.20	0.34
Interest income										
Avik Pharmaceutical Ltd.	-	-	-	-	0.89	0.81	-	-	0.89	0.81
Krebs Biochemicals & Industries Ltd.	-	-	2.73	2.45	-	-	-	-	2.73	2.45
Total	-	-	2.73	2.45	0.89	0.81	-	-	3.62	3.26
Sale of fixed assets										
Avik Pharmaceutical Ltd.	-	-	-	-	-	2.13	-	-	-	2.13
Total	-	-	-	-	-	2.13	-	-	-	2.13
Rent and other expenses										
Makers Laboratories Ltd.	-	-	0.01	0.02	-	-	-	-	0.01	0.02
Krebs Biochemicals & Industries Ltd.	-	-	0.60	0.60	-	-	-	-	0.60	0.60
Total	-	-	0.61	0.62	-	-	-	-	0.61	0.62



Statement 1 (refer Note No. 33)


Related Party Disclosure as required by Indian Accounting Standard – Ind AS 24 "Related Party Transactions" of the Companies (Accounting Standards) Rule 2015.

Transactions with related parties-Consolidated accounts

Financial Year 2019-20 (Upto Sept'2019)

(Rs. in Crores)

Description	Key Management Personnel		Associates		Joint Venture		Other Related Parties		Total	
	2019-20	2018-19	2019-20	2018-19	2019-20	2018-19	2019-20	2018-19	2019-20	2018-19
Excise duty reimbursements										
Makers Laboratories Ltd.		-	0.01	0.02	-	-	-	-	0.01	0.02
Total		-	0.01	0.02	-	-	-	-	0.01	0.02
Net loans and advances given/(recovered)										
Avik Pharmaceutical Ltd.		-	-	-	(0.27)	-	-	-	(0.27)	-
Total		-	-	-	(0.27)	-	-	-	(0.27)	-
Investments made / (redemption)										
Avik Pharmaceutical Ltd.		-	-	-	-	0.33	-	-	-	0.33
Total		-	-	-	-	0.33	-	-	-	0.33
Remuneration to Directors										
Mr. Premchand Godha	5.09	4.17	-	-	-	-	-	-	5.09	4.17
Mr. Ajit Kumar Jain	2.32	2.11	-	-	-	-	-	-	2.32	2.11
Mr. Pranay Godha	1.57	1.28	-	-	-	-	-	-	1.57	1.28
Mr. Prashant Godha	1.49	1.28	-	-	-	-	-	-	1.49	1.28
Total	10.47	8.84	-	-	-	-	-	-	10.47	8.84
Provident Fund to Directors										
Mr. Premchand Godha	0.22	0.22	-	-	-	-	-	-	0.22	0.22
Mr. Ajit Kumār Jain	0.09	0.08	-	-	-	-	-	-	0.09	0.08
Mr. Pranay Godha	0.06	0.04	-	-	-	-	-	-	0.06	0.04
Mr. Prashant Godha	0.05	0.04	-	-	-	-	-	-	0.05	0.04
Total	0.41	0.38	-	-	-	-	-	-	0.41	0.38
Post employment benefits of Directors										
Mr. Ajit Kumar Jain	0.17	-	-	-	-	-	-	-	0.17	-
Mr. Pranay Godha	0.03	-	-	-	-	-	-	-	0.03	-
Mr. Prashant Godha	0.01	-	-	-	-	-	-	-	0.01	-
Total	0.21	-	-	-	-	-	-	-	0.21	-
Sitting Fee to Non-executive Directors										
Mr. Anand T Kusre	0.06	0.03	-	-	-	-	-	-	0.06	0.03
Mr. Babulal Jain (till 31.03.2019)		0.03	-	-	-	-	-	-	-	0.03
Mr. Dev Prakash Yadava	0.07	0.03	-	-	-	-	-	-	0.07	0.03
Mrs. Manisha Premnath	0.05	0.01	-	-	-	-	-	-	0.05	0.01
Dr. Ramakanta M. Panda (till 07/03/2019)		0.01	-	-	-	-	-	-	-	0.01
Mr. Kamal Kishore Seth (w.e.f 29.03.2019)	0.07	-	-	-	-	-	-	-	-	-
Total	0.25	0.11	-	-	-	-	-	-	0.25	0.11



Statement 1 (refer Note No. 33)

Related Party Disclosure as required by Indian Accounting Standard – Ind AS 24 "Related Party Transactions" of the Companies (Accounting Standards) Rule 2015.

Transactions with related parties-Consolidated accounts

Financial Year 2019-20 (Upto Sept'2019)

(Rs. in Crores)

Description	Key Management Personnel		Associates		Joint Venture		Other Related Parties		Total	
	2019-20	2018-19	2019-20	2018-19	2019-20	2018-19	2019-20	2018-19	2019-20	2018-19
Donation										
Prabhat Foundation		-	-	-	-	-	1.00	0.60	1.00	0.60
Total		-	-	-	-	-	1.00	0.60	1.00	0.60
Balance at year end										
Trade receivables										
Avik Pharmaceutical Ltd.		-	-	-	2.74	1.21	-	-	2.74	1.21
Krebs Biochemicals & Industries Ltd.		-	6.67	4.42	-	-	-	-	6.67	4.42
Trophic Wellness Pvt. Ltd.		-	0.99	0.41	-	-	-	-	0.99	0.41
Loan given										
Krebs Biochemicals & Industries Ltd.		-	48.33	47.33	-	-	-	-	48.33	47.33
Avik Pharmaceutical Ltd.		-	-	-	16.61	14.62	-	-	16.61	14.62
Deposit given										
Krebs Biochemicals & Industries Ltd.		-	45.00	45.00	-	-	-	-	45.00	45.00
Interest receivable										
Krebs Biochemicals & Industries Ltd.		-	14.11	9.80	-	-	-	-	14.11	9.80
Avik Pharmaceutical Ltd.		-	-	-	0.89	0.13	-	-	0.89	0.13
Total		-	115.09	106.95	20.24	15.96	-	-	135.33	122.91
Directors remuneration payable										
Mr. Premchand Godha	2.91	2.05	-	-	-	-	-	-	2.91	2.05
Mr. Ajit Kumar Jain	1.12	0.77	-	-	-	-	-	-	1.12	0.77
Mr. Pranay Godha	0.90	0.72	-	-	-	-	-	-	0.90	0.72
Mr. Prashant Godha	0.87	0.72	-	-	-	-	-	-	0.87	0.72
Trade payable										
Makers Laboratories Ltd.		-	2.66	1.46	-	-	-	-	2.66	1.46
Nipra Packaging Pvt. Ltd.		-	-	-	-	-	0.01	0.10	0.01	0.10
Nipra Industries Pvt. Ltd.		-	-	-	-	-	0.30	0.25	0.30	0.25
Total	5.78	4.26	2.66	1.46	-	-	0.31	0.35	8.76	6.07

M. Anand

